



Air Fresh *Air-Purifier* *RT-900*

Operating Instructions

Model No.: RT-900

Safety instructions

Please read this instruction manual thoroughly before using the unit.

AIR FRESH RT-900

POLLUTED AIR IN

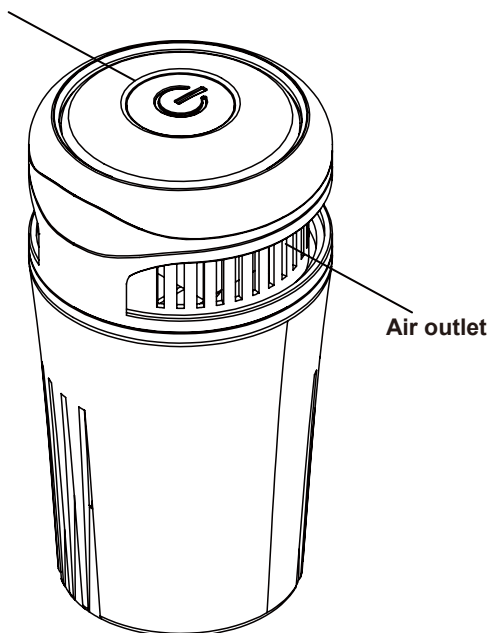
1. **HEPA FILTER:** Collects 90% of airborne particles, dusts and pollens.
2. **ACTIVE CARBON FILTER:** Effectively removes malodour such as garbage odour, pet odour, and smoke.
3. **IONIZER:** Discharges ions to inactivate airborne bacteria, allergens, particles and purify household dust.

CLEAN AIR OUT

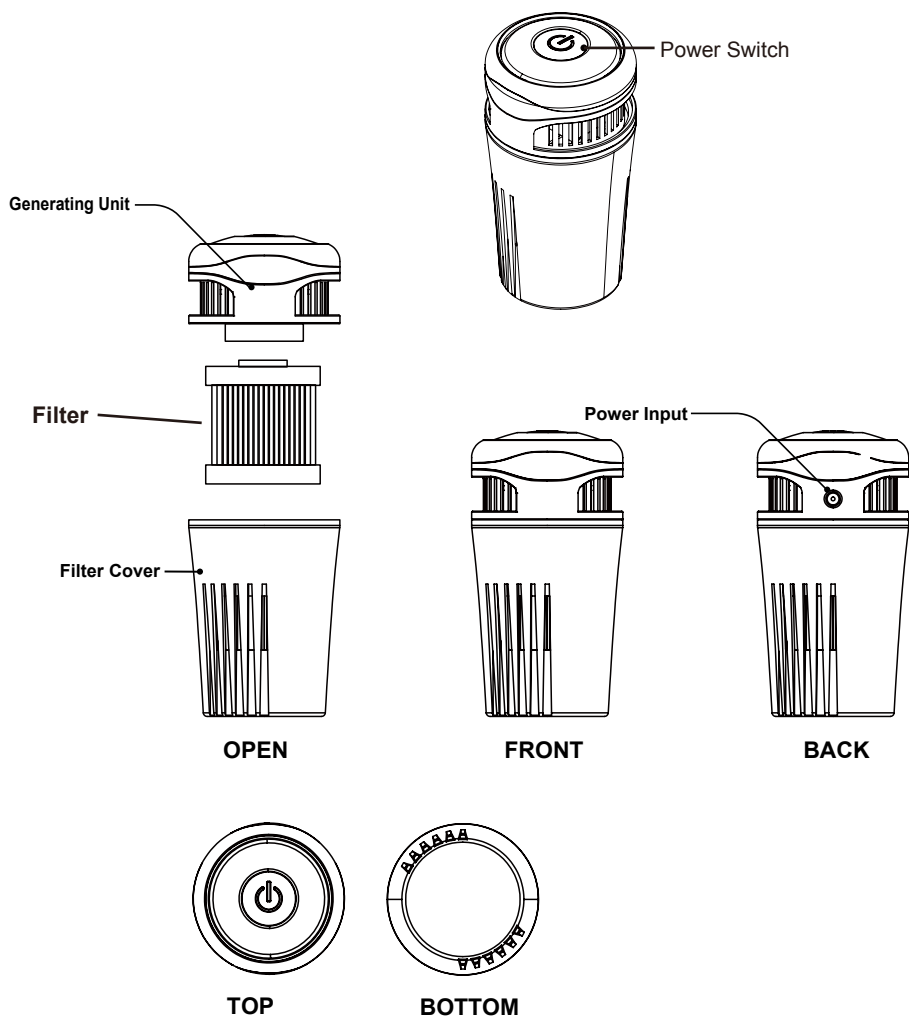
1. **IONIZER:** Produces negative ions that counterbalance the harmful effects of positive ions caused by exposure to pollution, electronic radio transmissions (from computer, TV, cell phone, air-conditioning, etc.), high voltage networks, radar systems, and heating and cooling plants.
2. **Circulate system:** Helps circulate the polluted air "in" and fresh air "out".
3. **HEPA FILTER & ACTIVE CARBON FILTER:** Cleans and neutralizes the odour.

Air Fresh RT-900

ON / OFF
Switch



MAIN UNIT • ACCESSORIES

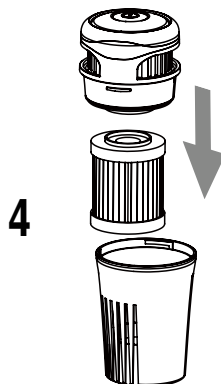

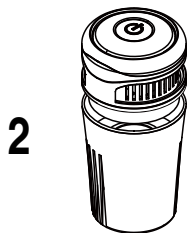


INSTALLATION GUIDANCE

Change Filter

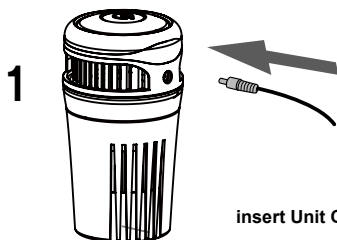


Rotate to open.




Replace Filter
and refill a new filter.

Operation



insert Unit Connection Plug



Press

If you want to operate the product press the switch.

Power 'OFF' press again.

Please read this instruction manual thoroughly before using the unit.

DANGER

- Do not let water or any other liquid or flammable detergent enters the power dock or the unit.
(Avoid electric shock and / or fire hazard.)
- Do not clean the power dock or the unit with any liquid or with a (flammable) detergent.
(Avoid electric shock and / or a fire hazard.)

WARNING

- Make sure you have dry hands when operating an electrical appliance.
- Do not use a damaged appliance.
- Ensure ventilation holes or outlets are not blocked or partially obstructed.
- Use the appliance only for its intended purpose.
- Children should be supervised to ensure that they do not play with appliance.

Caution for using

- Do not clean any unit with abrasive or corrosive materials.
- Do not use the appliance near substances such as benzene, thinner, sprays, etc.
- Do not disassemble or modify the appliance. Do not attempt repairs by yourself.
- Repairs must always be conducted through your dealer.
- Use the appliance only for its intended use as described in this manual.
- No person should implement the disassembly, repair and modification excluding the items described in this manual.
(Failure to do so may cause electric shock or malfunction.)

Features

- Aesthetical and functional design
- Ultimate skin pore cleaning device
- Easy to use, easy to clean

About RTR

RTR™

RETINK (R&D) Limited

Visit our website (www.retinkrd.com) to learn more about RTR products.

For international inquiries, please visit: our website

FCC ID: OTJRT9002012

User Manual

"This device complies FCC Part 18. Operation is subject to the following two conditions: (1) This device may not cause harmful interference, and (2) this device must accept any interference received, including interference that may cause undesired operation."

"CAUTION: Changes or modifications not expressly approved by the party responsible for compliance could void the user's authority to operate the product."

"NOTE: This equipment generates, uses and can radiate radio frequency energy and, if not installed and used in accordance with the instructions, may cause harmful interference to radio communications. However, there is no guarantee that interference will not occur in a particular installation. If this equipment does cause harmful interference to radio or television reception, which can be determined by turning the equipment off and on, the user is encouraged to try to correct the interference by one or more of the following measures:

- Reorient or relocate the receiving antenna.
- Increase the separation between the equipment and receiver.
- Connect the equipment into an outlet on a circuit different from that to which the receiver is connected.
- Consult the dealer or an experienced radio/TV technician for help."



MADE IN CHINA