



User's manual

The second remote control button.


1. Lock function

: Press  button for about 0.5 sec, then the door will be locked.

2. Unlock function



: Press  button for about 0.5 sec again, then the door will be opened.

3. Engine start

: Press  button for about 2 sec, the engine will be started.

(To start engine, reservation for engine start should be carried out in the manual transmission vehicle.)

4. Trunk open

: Press  and  buttons simultaneously for about 2 sec, the trunk will be opened.

FCC COMPLIANCE STATEMENT

THIS DEVICE COMPLIES WITH PART 15 OF THE FCC RULES. OPERATION IS SUBJECT TO THE FOLLOWING TWO CONDITION;
(1) THIS DEVICE MAY NOT CAUSE HARMFUL INTERFERENCE, AND
(2) THIS DEVICE MUST ACCEPT ANY INTERFERENCE RECEIVED, INCLUDING INTERFERENCE THAT MAY CAUSE UNDERSIRED OPERATION.

CAUTION: Changes or modifications not expressly approved by the party responsible for compliance could void the user's authority to operate the equipment.