

# **Test setup photos of EUT**



## Orthogonal plane of EUT

- The testing was set in the below orthogonal plane and measured.

### X-axis




## Photos of Radiated Spurious Emission Test (Below 1 GHz)




## Photo of MPE Test Set up at 15 cm distance (B-field)


### Position A




### Position B




## Position C



## Position D









## Photo of MPE Test Set up at 13 cm distance (B-field)


### Position A




### Position B




## Position C



## Position D









## Photo of MPE Test Set up at 10 cm distance (B-field)


### Position A




### Position B




## Position C




## Position D






## Photo of MPE Test Set up at 8 cm distance (B-field)

### Position A




### Position B







## Position C




## Position D






## Photo of MPE Test Set up at 6 cm distance (B-field)


### Position A




### Position B




## Position C



## Position D









**Photo of MPE Test Set up at 4 cm distance (B-field)**


### Position A



### Position B




## Position C




## Position D






## Photo of MPE Test Set up at 15 cm distance (E-field)


### Position A




### Position B




## Position C



## Position D









## Photo of MPE Test Set up at 13 cm distance (E-field)


### Position A




### Position B




## Position C




## Position D






## Photo of MPE Test Set up at 10 cm distance (E-field)

### Position A




### Position B







## Position C




## Position D






## Photo of MPE Test Set up at 8 cm distance (E-field)


### Position A




### Position B




## Position C



## Position D









## Photo of MPE Test Set up at 6 cm distance (E-field)


### Position A




### Position B




## Position C




## Position D






## Photo of MPE Test Set up at 4 cm distance (E-field)


### Position A



### Position B



## Position C



## Position D

