



Personal Recorder

**Install 2 AAA Batteries in Recorder
& Pull Remote Tab Before Use!**



Power On Recorder:

- To turn on, slide On/Off switch on end of unit to "On" position.
- Unit beeps twice.
- To turn off, slide recessed On/Off switch to Off position.

Recording:


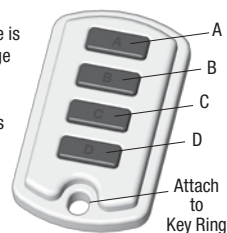
There are four (4) channels (A, B, C, D) corresponding to the four (4) Recorder and Remote buttons. Each can record a separate message for up to five (5) seconds.

- NOTE microphone location!
- To record, press and hold one of the Recorder buttons for three (3) seconds.
- Red LED will light.
- Release button and record message for five(5) seconds.
- Red LED will turn off.
- Unit will automatically play back recording.

All four (4) channels may be re-recorded with a new message at any time.

NOTE:

Range of remote is up to 100'. Range can be affected by a variety of shielding factors including walls, windows and external radio interferences.



Operation:

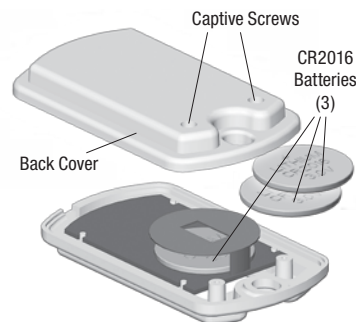

Press the appropriate button on the Remote Control. If the Recorder has been turned on, the recorded message plays.

The corresponding buttons on the Recorder and Remote Control are marked A, B, C and D for easy reference.

For best results, record 12 inches from microphone, speak loudly and clearly.

Recorder Battery Replacement

1. Loosen captive screws (they remain in recorder). Remove battery cover.
2. Remove old batteries.
3. Replace with 2 new AAA batteries, position positive (+) ends as shown.
4. Replace battery cover. Tighten screws gently.



Remote Control Battery Replacement

1. Loosen captive screws (they remain in back cover). Remove back cover.
2. Slide out old batteries.
3. Replace with 3 new CR2016 3V lithium batteries or equivalent with positive (+) sides up.
4. Replace back cover. Tighten screws gently.

This device complies with Part 15 of the FCC Rules. Operation is subject to the following two conditions:
(1) This device may not cause harmful interference, and
(2) This device must accept any interference received, including interference that may cause undesired operation.

WARNING: Changes or modifications to this unit not expressly approved by the party responsible for compliance could void the user authority to operate the equipment.

NOTE: This equipment has been tested and found to comply with the limits for a Class B digital device, pursuant to Part 15 of the FCC Rules. These limits are designed to provide reasonable protection against harmful interference in a residential installation. This equipment generates, uses and can radiate radio frequency and, if not installed and used in accordance with the instructions, may cause harmful interference to radio communications. However, there is no guarantee that interference will not occur in a particular installation. If this equipment does cause harmful interference to radio or television reception, which can be determined by turning the equipment off and on, the user is encouraged to try to correct the interference by one or more of the following measures:

- Reorient or relocate the receiving antenna.
- Increase the separation between the equipment and receiver.
- Connect the equipment into an outlet on a circuit different from that to which the receiver is connected.
- Consult the dealer or an experienced radio/TV technician for help.

BATTERY WARNINGS:

This product contains button batteries.

IF SWALLOWED, batteries could cause severe injury or death in just 2 hours.

SEEK MEDICAL ATTENTION IMMEDIATELY.

- Always purchase the correct size and grade of battery most suitable for the intended use.
- Clean the battery contacts and also those of the device prior to battery installation.
- Ensure the batteries are installed correctly with regard to polarity (+ and -).
- Remove batteries if they are spent or if product is unused for long periods of time.
- Always replace the whole set of batteries at one time. DO NOT mix old and new.
- DO NOT MIX batteries of different types, such as Alkaline, Standard (carbon-zinc) and/or Rechargeable (nickel-cadmium).
- Do not dispose of batteries in fire.
- Batteries should be recycled or disposed of as per state and local guidelines.

Limited LIFETIME Warranty

This product is covered by a Limited Lifetime Warranty to the original purchaser in that this product is free from defects in workmanship and materials. During the warranty period, this product will either be repaired or replaced with a product of equal or greater value, excluding any custom engraving or printing.

Damage through normal wear and tear (including battery expiration and surface coatings), repair or alteration, misuse, abuse, neglect, accident, improper storage and handling, fire, negligence, improper cleaning, circumstances not directly attributable to manufacturing defects, or act of God is not included.

THIS WARRANTY IS IN LIEU OF ALL OTHER WARRANTIES, EXPRESS OR IMPLIED, INCLUDING BUT NOT LIMITED TO, IMPLIED WARRANTY OF MERCHANTABILITY OR FITNESS FOR A PARTICULAR USE.

This warranty gives you specific legal rights, and you may also have other rights which vary from state to state. Simply return your SWISS+TECH® brand product postpaid and insured to:

Swiss+Tech Products
30725 Solon Industrial Pkwy
Solon, OH 44139 USA

Made in China. **SWISS+TECH**™ and **ST**® are trademarks of Swiss+Tech Products. Specifications are subject to change without notice. ©2014 Swiss+Tech Products, Solon, OH 44139 USA



swisstechtools.com
1-800-414-8799

ST00000