



Excellence in Compliance Testing

Certification Exhibit

**FCC ID: ONTJETIDC24US
IC: 10491A-JETIDC24US**

**FCC Rule Part: 15.247
ISED Canada Radio Standards Specification: RSS-247**

ACS Project: 16-2031

**Manufacturer: Esprit Model
Model: JETIDC24US**

Test Setup Photos




Figure 1: Radiated Emissions – Front View – Below 1 GHz (900 MHz)



Figure 2: Radiated Emissions – Back View – 9 kHz – 30 MHz (900 MHz)



Figure 3: Radiated Emissions – Back View – 30 MHz – 200 MHz (900 MHz)



Figure 4: Radiated Emissions – Back View – 200 MHz – 1 GHz (900 MHz)



Figure 5: Radiated Emissions – Front View – Above 1 GHz (900 MHz, 2.4 GHz (AP1, AS1, AS2 Band Edge))




Figure 6: Radiated Emissions – Back View – Above 1 GHz (900 MHz, 2.4 GHz (AP1, AS1, AS2 Band Edge))




Figure 7: Radiated Emissions – Front View – Below 1 GHz (2.4 GHz Spurious)



Figure 8: Radiated Emissions – Back View – 9 kHz – 30 MHz (2.4 GHz Spurious)




Figure 9: Radiated Emissions – Back View – 30 MHz – 200 MHz (2.4 GHz Spurious)



Figure 10: Radiated Emissions – Back View – 200 MHz – 1 GHz (2.4 GHz Spurious)



Figure 11: Radiated Emissions – Front View – Above 1 GHz (2.4 GHz Spurious)



Figure 12: Radiated Emissions – Back View – Above 1 GHz (2.4 GHz Spurious)



Figure 13: Radiated Emissions – Front View – Above 1 GHz (2.4 GHz AP2 Band-Edge)



Figure 14: Radiated Emissions – Back View – Above 1 GHz (2.4 GHz AP2 Band-Edge)



Figure 15: RF Conducted Emissions



Figure 16: Power Line Conducted Emissions – Front View



Figure 17: Power Line Conducted Emissions – Side View