


Instructions for the iFIT TABLE

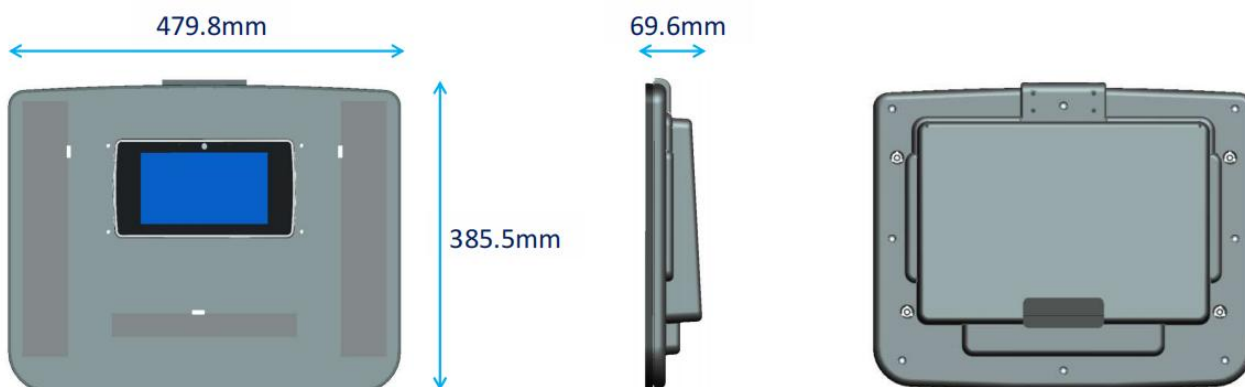
operation


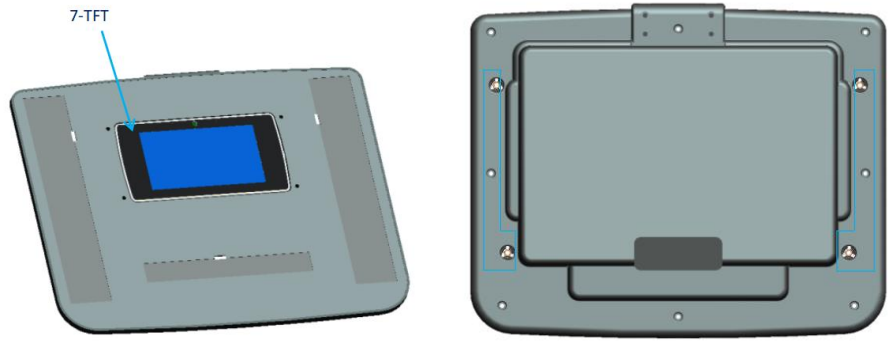
一、 installation instructions

1、 The 7tablet shipped by Yiwei is shown in the figure below :




2、 The following detailed introduction and the assembly method of the plastic shell are provided for customer reference, and customers can match any shape design according to the requirements of the module 3D:



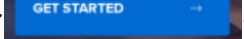


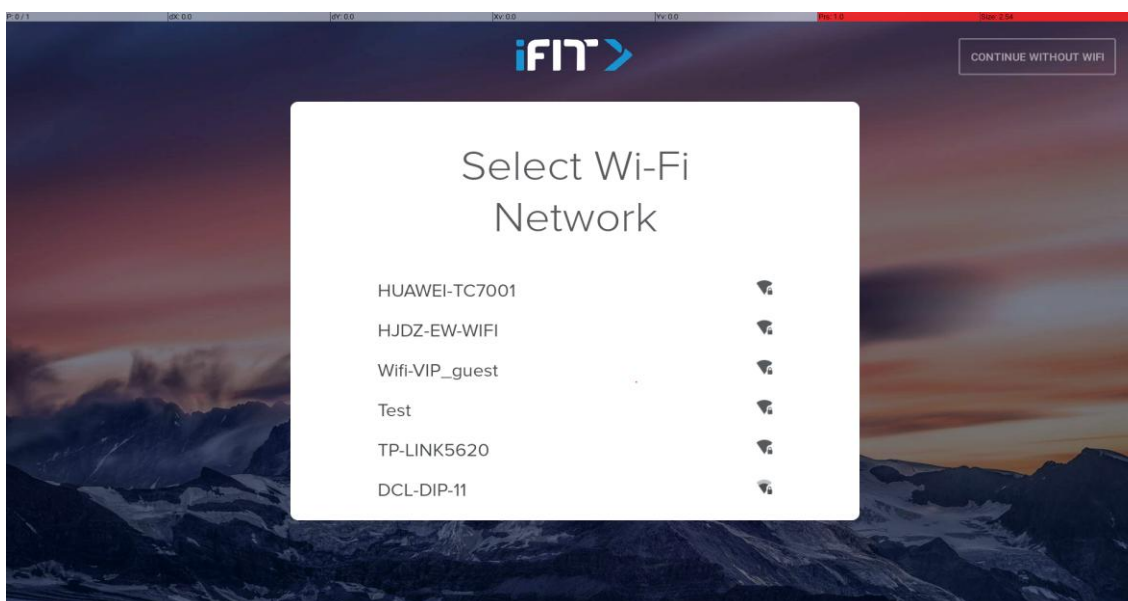
二、operation declaration

1. After power-on, the display picture is such as (Figure 1)




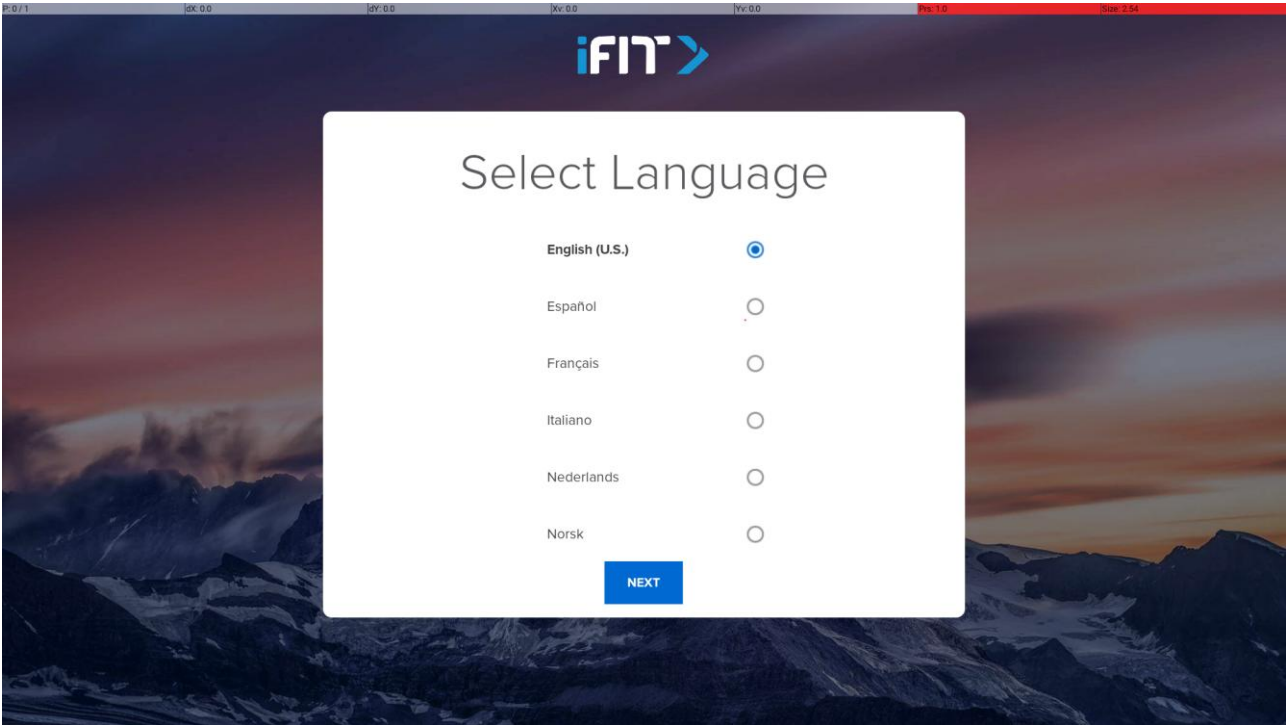
graph 1

2. Click "  button to enter the next page and connect to WiFi network (Figure 2)

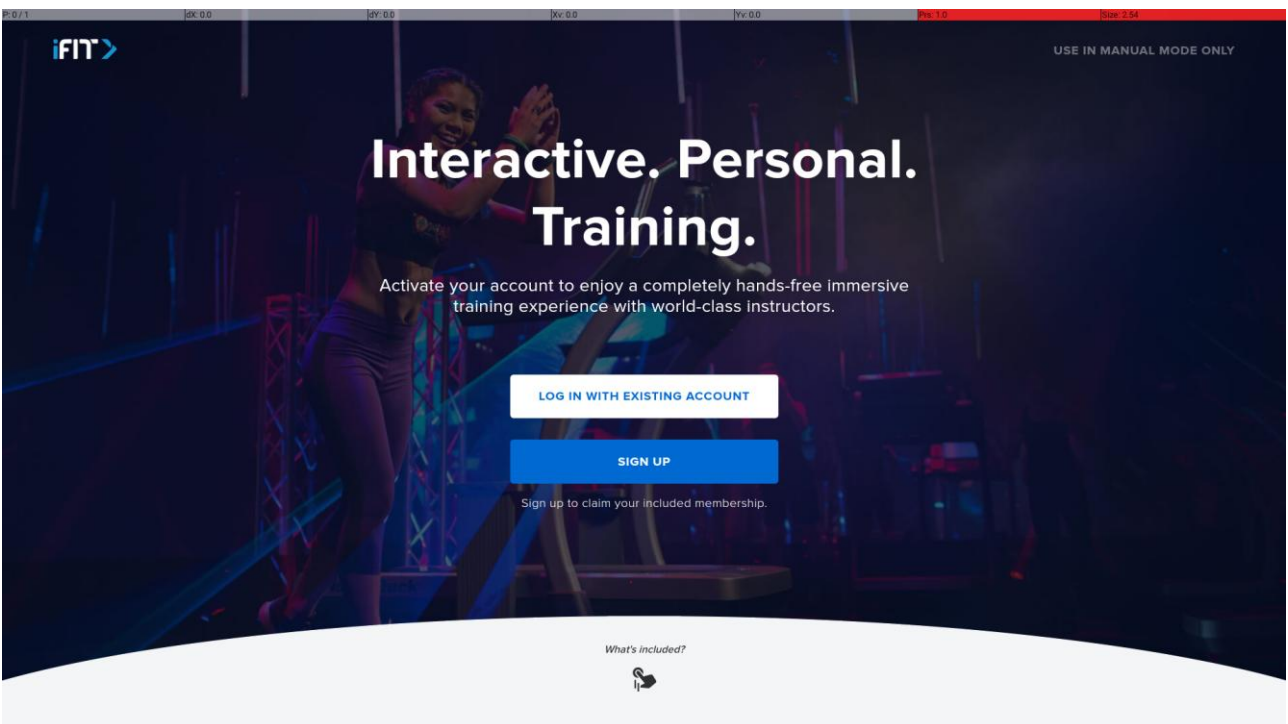


graph 2

3. After successful network connection: click the setting language, the default " English (U.S.) " language need not be modified (Figure 3), directly click "  " to enter the next page such as (Figure 4)



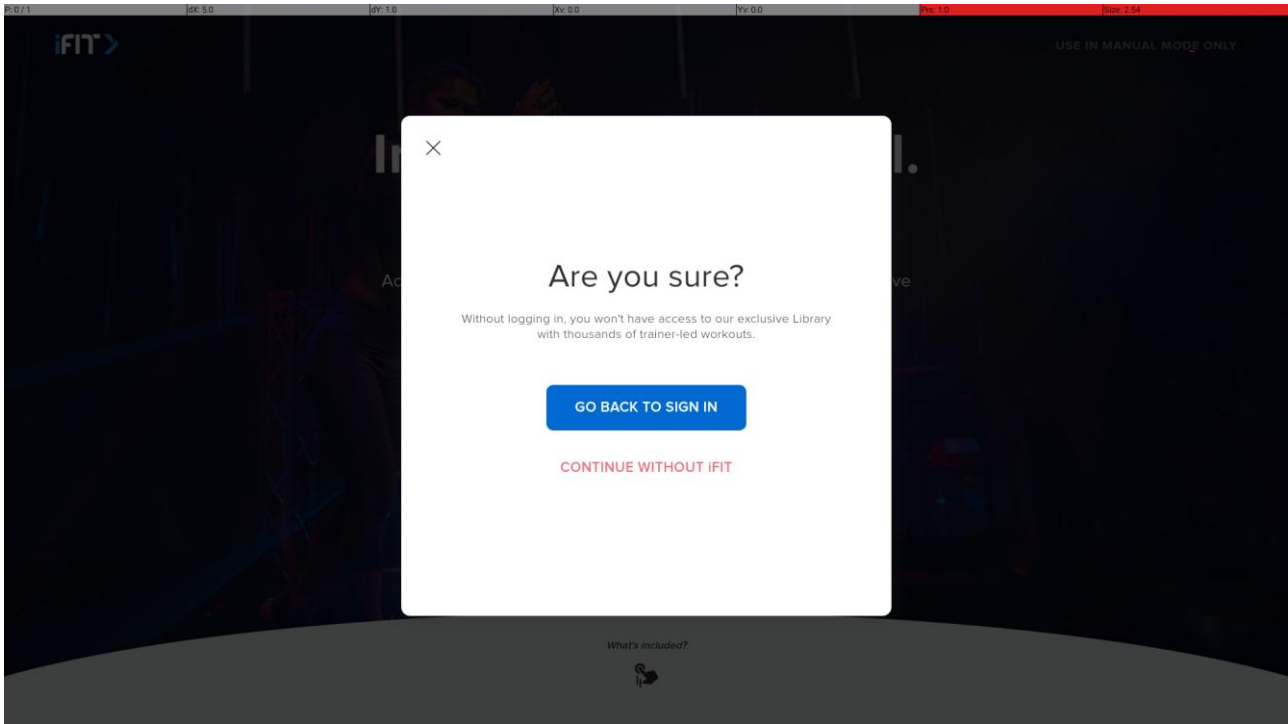
graph 3



graph 4

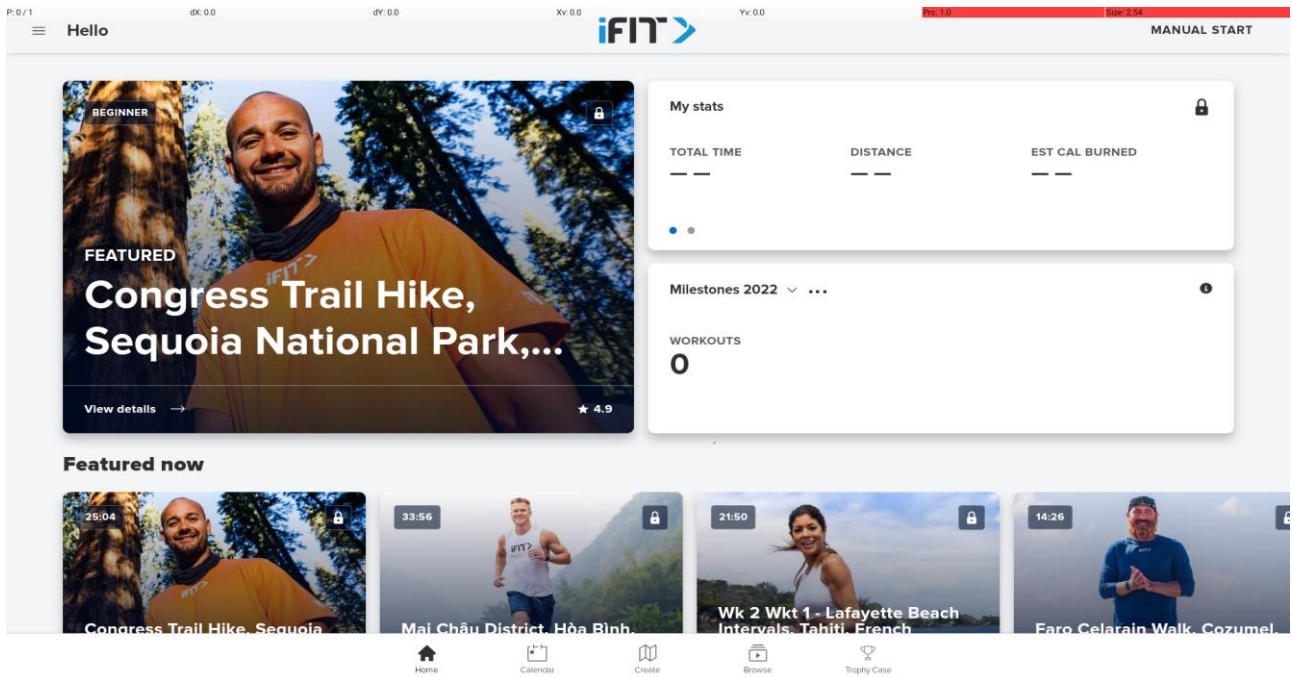
USE IN MANUAL MODE ONLY

4. Click the "USE IN MANUAL MODE ONLY" button in the top right corner (Figure 4) to enter the following picture (Figure 5)




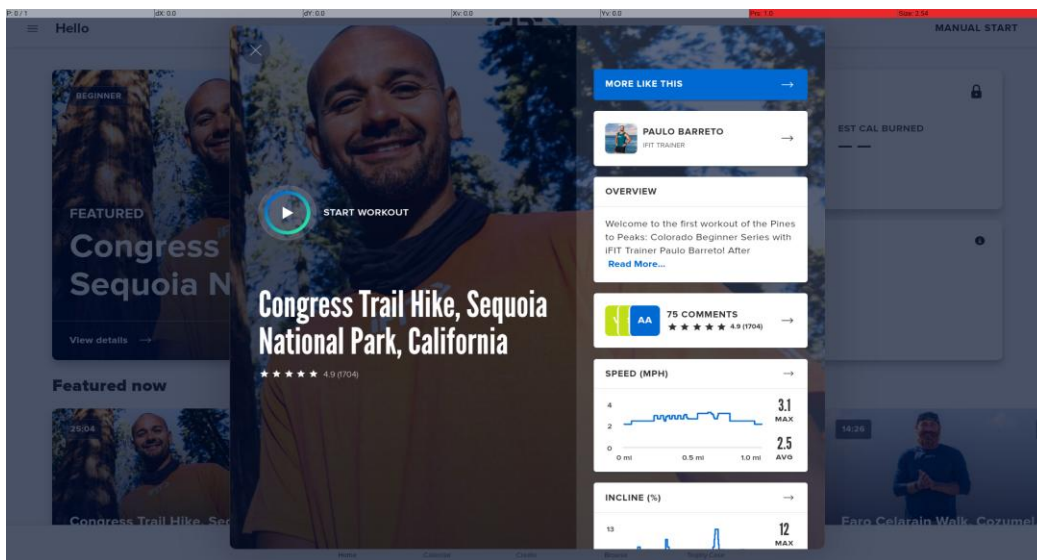
graph 5

4. Click the "CONTINUE WITHOUT iFIT" button to enter the main interface page (Figure 6)


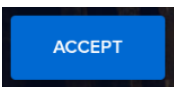


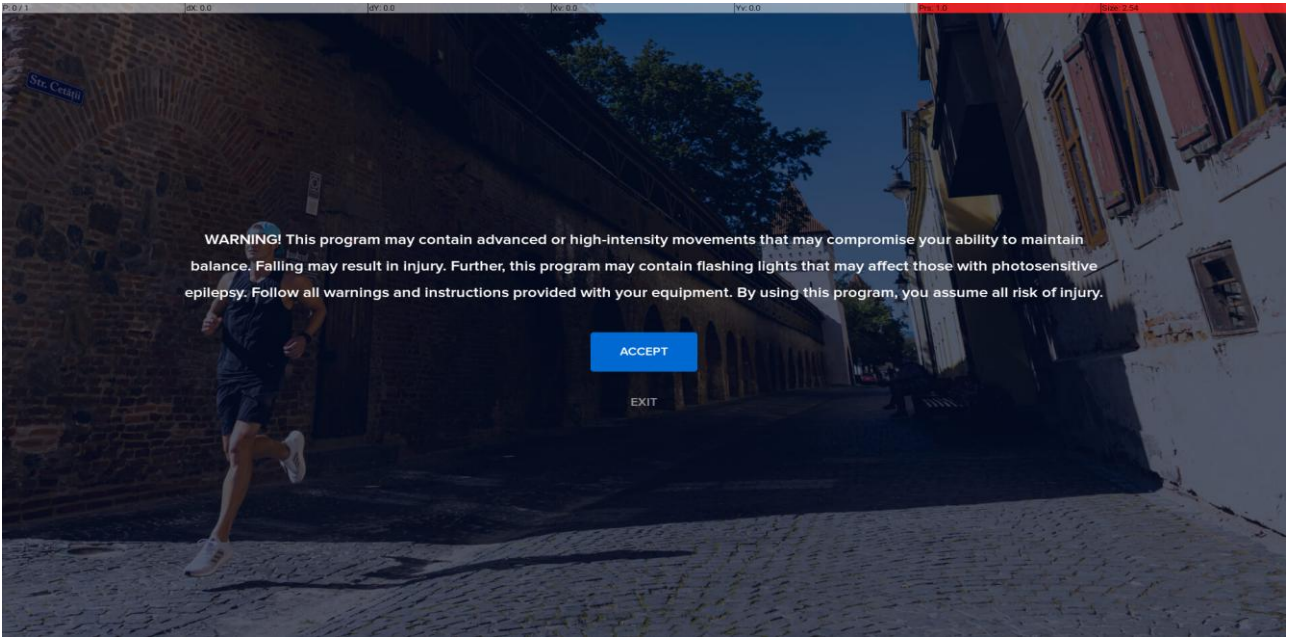
graph 6

6. Click  in the upper left corner of (Figure 6) to enter the (Figure 7) page;

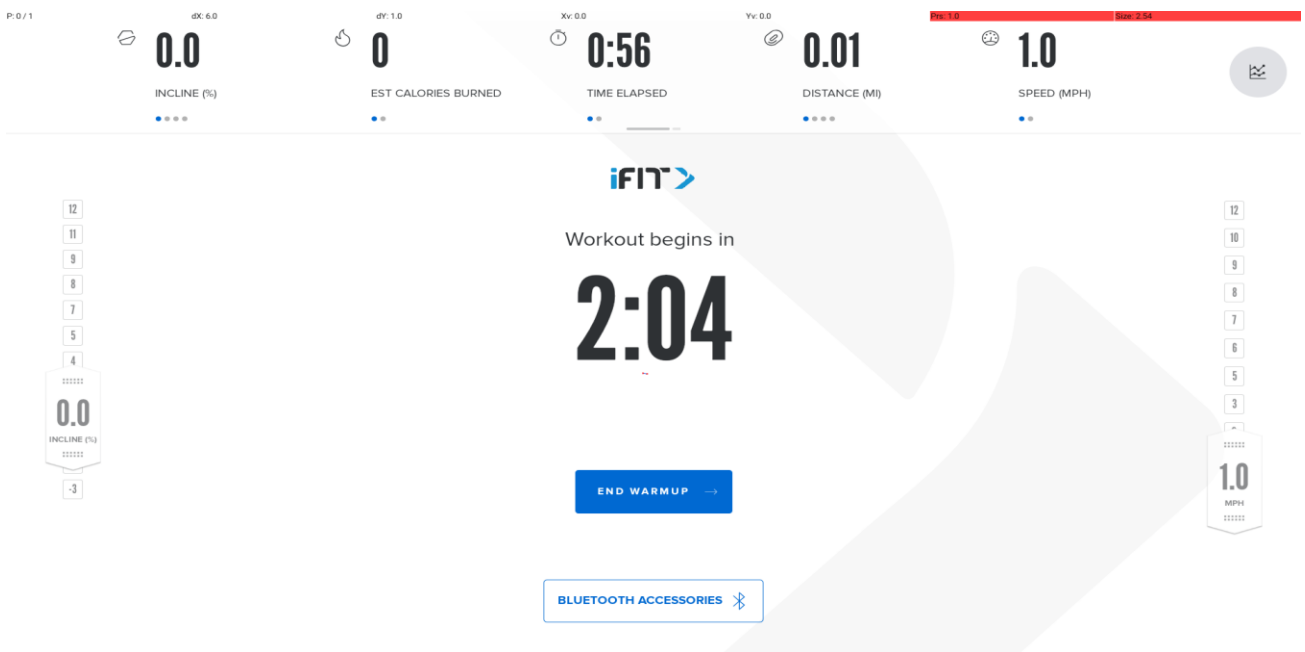


graph 7

7. Click (Figure 7) after the button  starts; the page display (Figure 8). Click  will enter the exercise warm-up page (Figure 9)



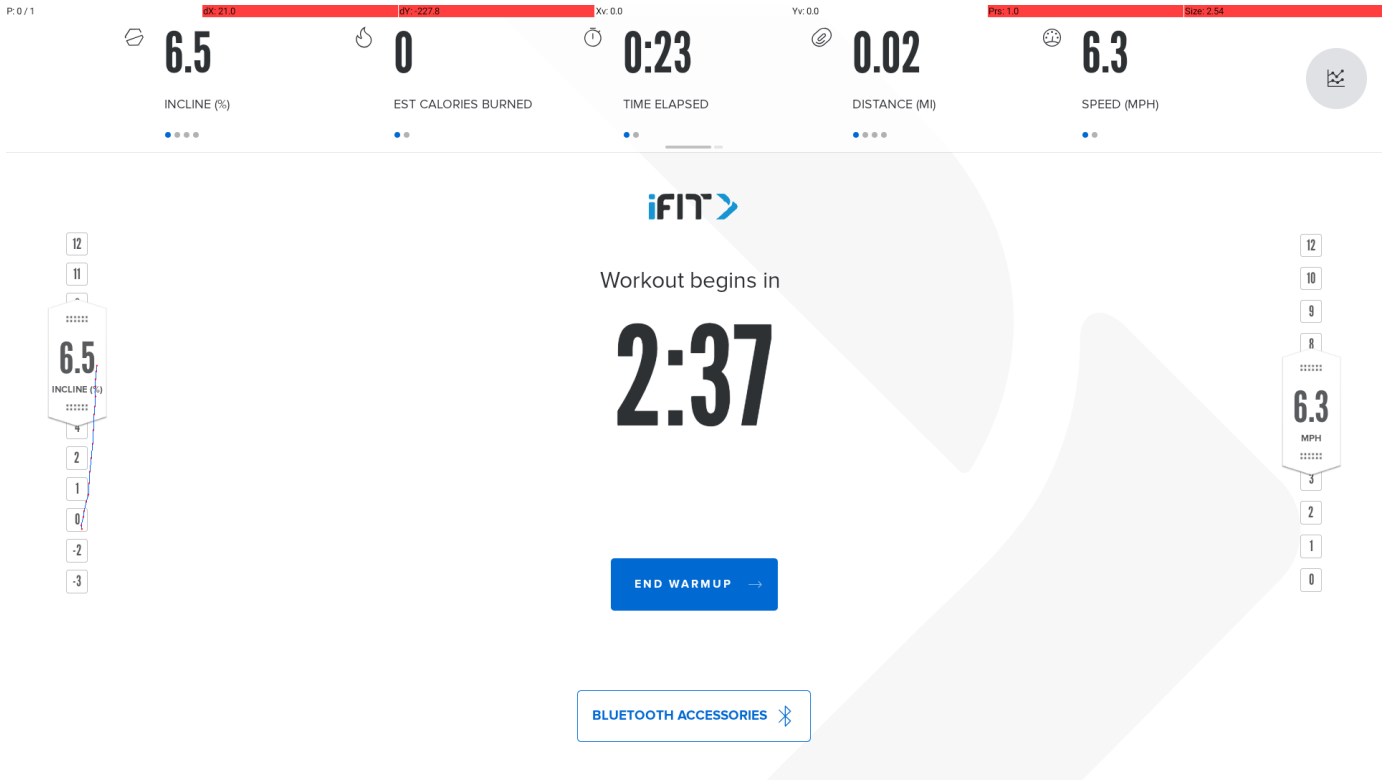
graph 8




graph 9

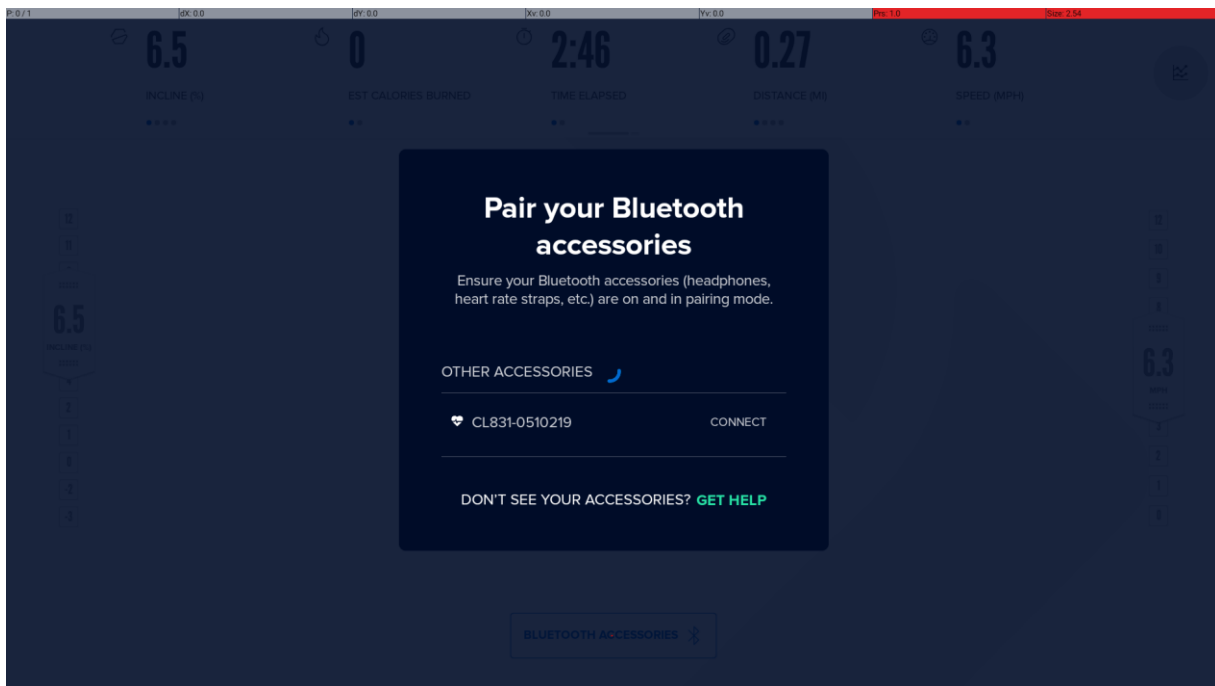


8. Click (Figure 9) " " and " " to adjust the speed and slope such as (Figure 10)

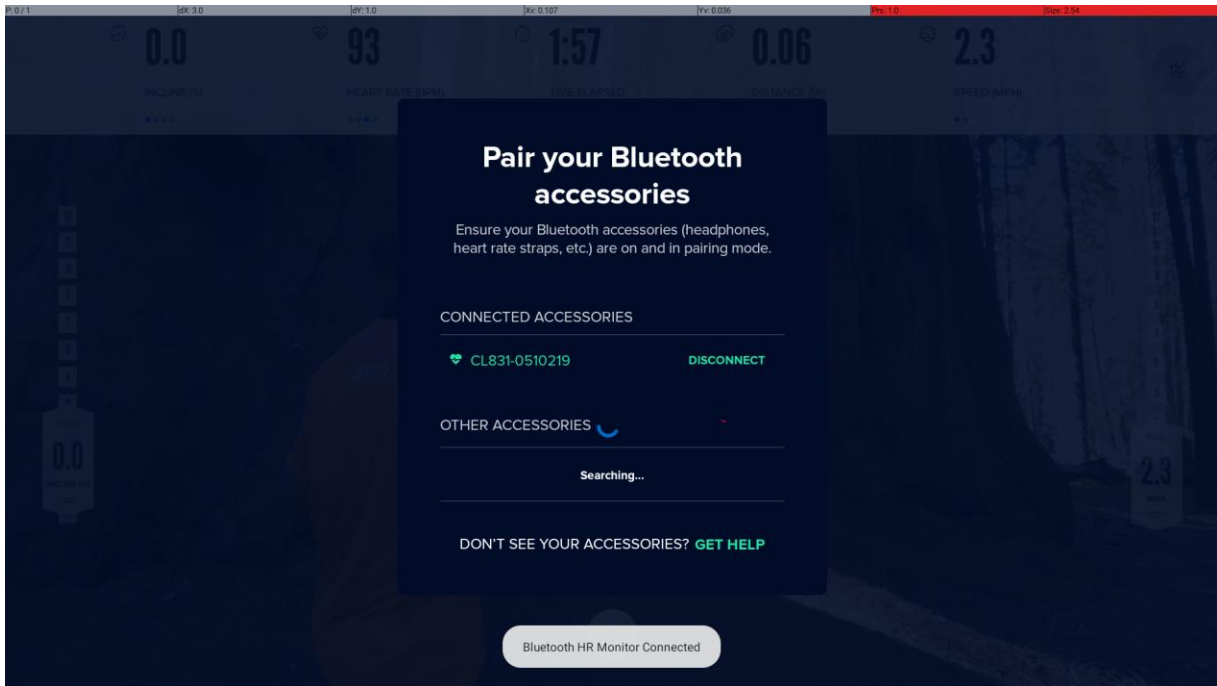


graph 10

9. Click "  " to connect to the Bluetooth headset, heart rate device, click connect to connect to the searched device (Figure 11, Figure 12), click any page Bluetooth connection pop-up page will be hidden.

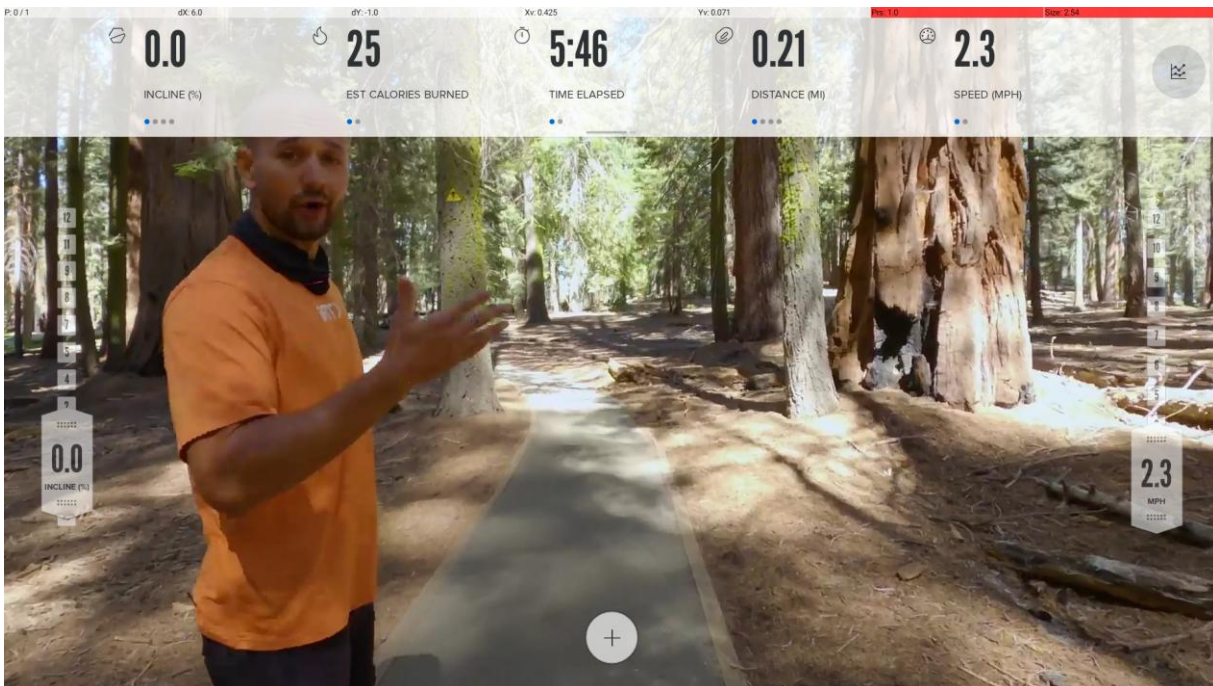


graph 11



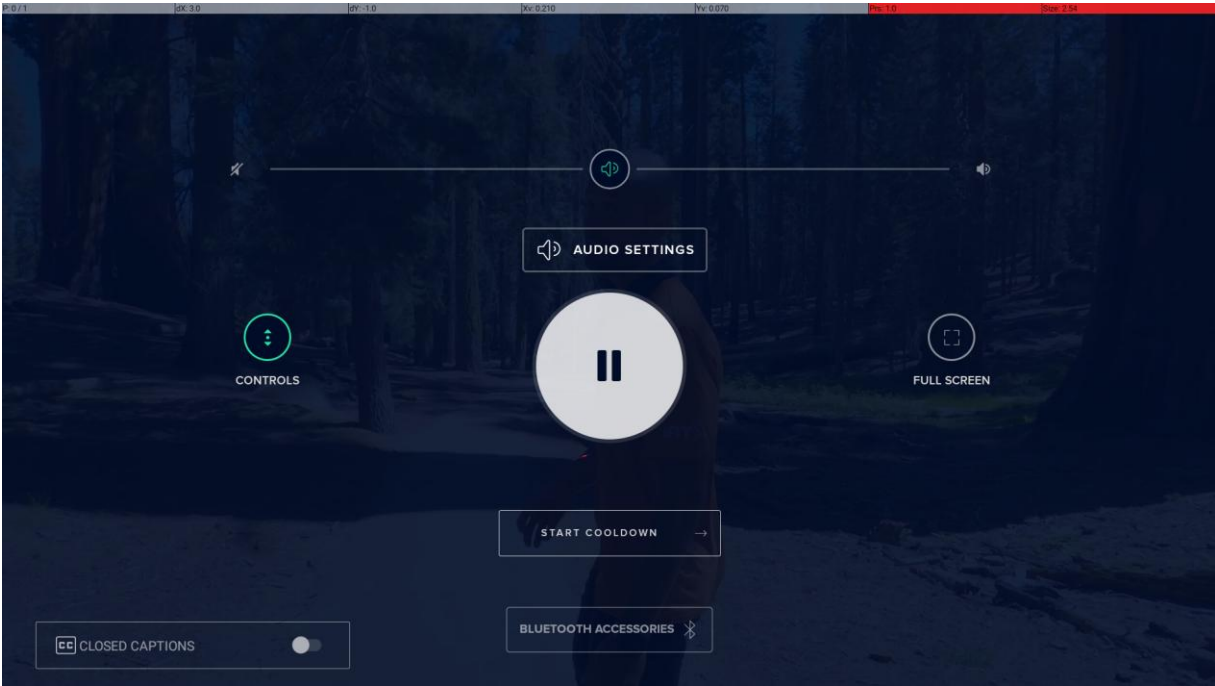
graph 12

10. After the warm-up, enter the video playback page (Figure 13), and the speed and slope adjustment are the same as the above



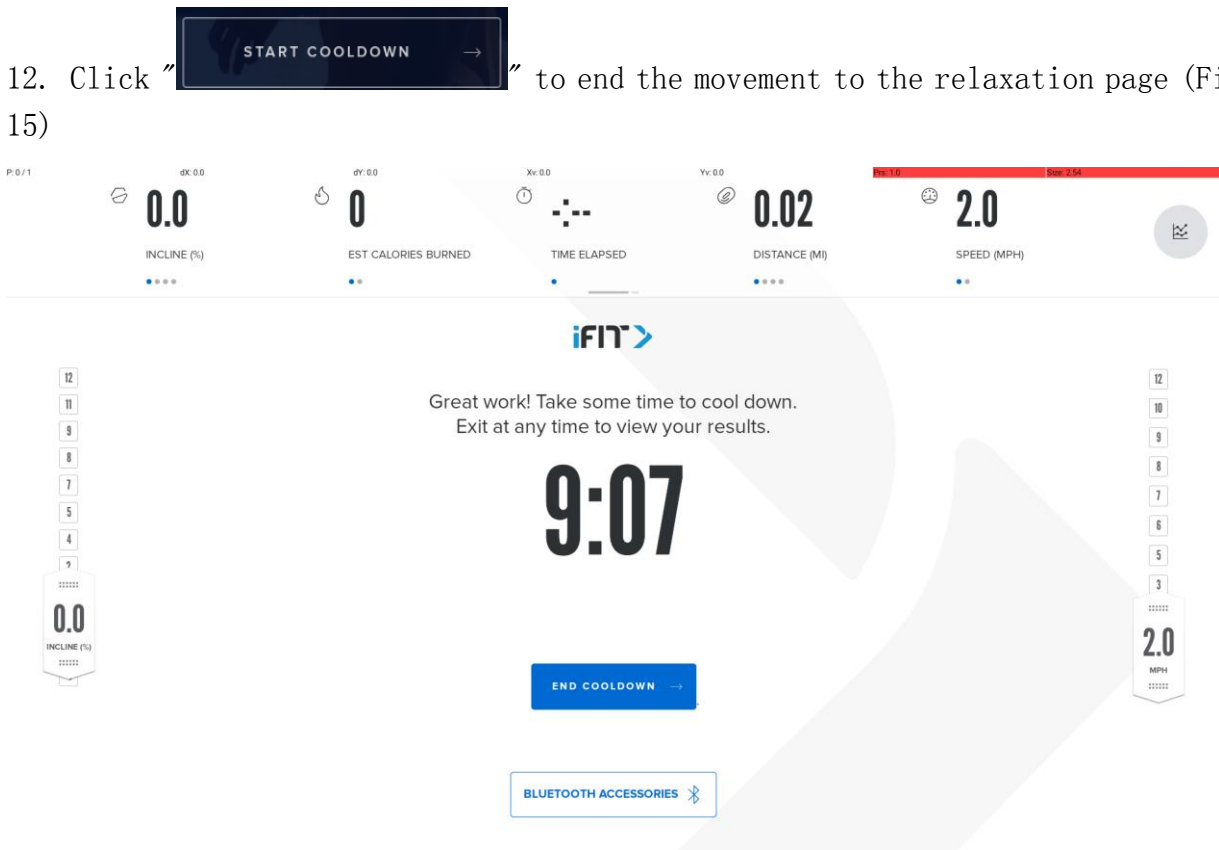
graph 13

11. Click any page (Figure 13) screen to enter the setting page (Figure 14) to adjust the volume, open the subtitles, connect the Bluetooth device, and end the movement



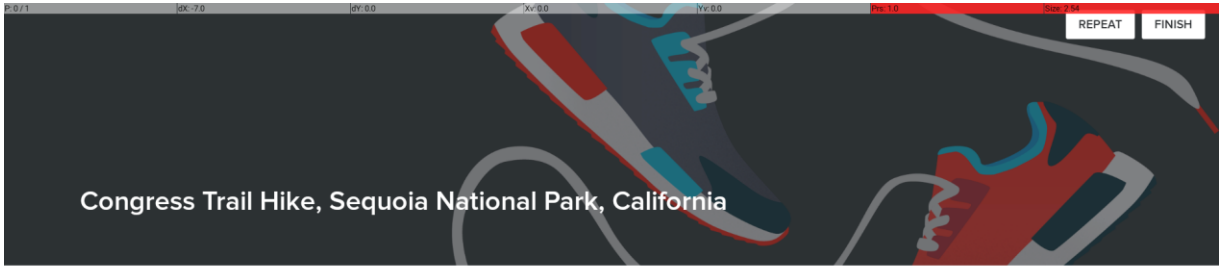
graph 14

12. Click "START COOLDOWN" to end the movement to the relaxation page (Figure 15)



graph 15

13. Click "END COOLDOWN" to end the movement to view the movement report (Figure 16)



Congress Trail Hike, Sequoia National Park, California

47 CALS
CALORIE BURN

10:05
TIME

0.39 MI
DISTANCE

88 BPM
AVG. HEART RATE
101 BPM
MAX

1.3 %
AVG. INCLINE
8.0 %
BEST

2.3 MPH
AVG. SPEED
2.8 MPH
MAX

26:05 MIN/MI
AVG. PACE
21:25 MIN/MI
BEST

34 FT
ELEVATION GAIN
6 FT **27** FT
LOSS NET

graph 16

Manufacturer's Name: IFIT HEALTH & FITNESS, INC.

Product Name: Tablet

Trade Mark: iFIT

Model number: MP7-Argon2-E,MP7-Argon-E, MP7-Argon-CHP-E, MP7-Argon2X-E,
MP7-Argon2-Nopv-E



This device is in compliance with the essential requirements and other relevant provisions of Directive 2014/53/EU. All essential radio test suites have been carried out.

The device complies with RF specifications when the device used at 20cm from your body.

The product shall only be connected to a USB interface of version USB2.0

RF Secification:

Function	Operation Frequency	Max RF outputpower:	Limit
BLE	2402MHz–2480MHz	8.13dBm	20 dBm.
BT(BR+EDR)	2402MHz–2480MHz	8.67dBm	20 dBm.
WIFI 802.11b/g/n(HT20,HT40)	802.11b/g/n(20MHz): 2412~2472MHz; 802.11n(40MHz):2422~2462MHz	16.22dBm	20 dBm.
Wi-Fi 5.2G(802.11a/n20/n40)	802.11a/ n20: 5180-5240MHz 802.11 n40: 5190-5230MHz	9.47dBm	23 dBm.
Wi-Fi 5.3G(802.11a/n20/n40)	802.11a/ n20: 5260MHz~5320MHz 802.11n(40MHz):5270~5310MHz	9.71dBm	23 dBm.
Wi-Fi 5.6G(802.11a/n20/n40)	802.11a/ n20: 5500MHz~5700MHz 802.11 n40: 5510MHz~5670MHz	9.8dBm	23dBm.
Wi-Fi 5.8G(802.11a/n20/n40)	802.11a/n20:5745MHz~5825MHz 802.11 n40:5755MHz~5795MHz	9.39dBm	13.98 dBm.

5150-5250MHz product for indoor use only

The use for 5.15-5.35GHz RLAN band is restricted to indoor use. This restriction will be applied to all Member States of European Union.

	BE	BG	CZ	DK	DE	EE	IE	EL
	ES	FR	HR	IT	CY	LV	LT	LU
	HU	MT	NL	AT	PL	PT	RO	SI
	SK	FI	SE	NO	IS	LI	CH	TR

DECLARATION OF CONFORMITY

I hereby declare that the product

Product Name: Tablet

Product Description: Tablet

Model: MP7-Argon2-E,MP7-Argon-E, MP7-Argon-CHP-E, MP7-Argon2X-E,
MP7-Argon2-Nopv-E

Tradename or Brand(s): iFIT

(Name of product, type or model, batch or serial number)

Antenna :

FPC Antenna

BT: 1.97 dBi

WIFI 5G: 2.03 dBi

Hard Ware Version: MT8163-21.5TG-A0

Soft Ware Version: com.ifit.eru-2.0.5.1213.apk,

com.ifit.standalone-2.6.78.3818.apk, com.ifit.launcher-1.0.17.22.apk

FW Version: Android 9

Satisfies all the technical regulations applicable to the product within the scope of Council Directives 2014/53/EU and declare that the same application has not been lodged with any other notified body.

ETSI EN 300 328 V2.2.2 (2019-07)

ETSI EN 301 893 V2.1.1 (2017-05)

ETSI EN 300 440 V2.2.1 (2018-07)

ETSI EN 301 489-1 V2.2.3 (2019-11)

ETSI EN 301 489-3 V2.1.1 (2019-03)

ETSI EN 301 489-17 V3.2.4 (2020-09)

EN 55032:2015+A11:2020

EN 55035:2017+A11:2020

EN IEC 61000-3-2:2019

EN 61000-3-3:2013+A1:2019

EN IEC 62311:2020

EN 62368-1:2014+A11:2017

(Title(s) of regulations, standards, etc.)

All essential radio test suites have been carried out.

NOTIFIED BODY: MiCOM Labs Inc

– **Address:**

575 Boulder Court

Pleasanton

CA 94566, USA

Identification Number: 2280

MANUFACTURER or AUTHORISED REPRESENTATIVE:

– **Address:**

ELectronic Way Technology Co., Ltd

No.268, South Jiguang Rd ShiPu Town, KunShan, JiangSu china 215342

FCC WARNING:

This device complies with part 15 of the FCC Rules. Operation is subject to the following two conditions:

- (1) this device may not cause harmful interference, and
- (2) this device must accept any interference received, including interference that may cause undesired operation. Any changes or modifications not expressly approved by the party responsible for compliance could void the user's authority to operate the equipment.

NOTE: This equipment has been tested and found to comply with the limits for a Class B digital device, pursuant to Part 15 of the FCC Rules. These limits are designed to provide reasonable protection against harmful interference in a residential installation. This equipment generates, uses and can radiate radio frequency energy and, if not installed and used in accordance with the instructions, may cause harmful interference to radio communications. However, there is no guarantee that interference will not occur in a particular installation.

If this equipment does cause harmful interference to radio or television reception, which can be determined by turning the equipment off and on, the user is encouraged to try to correct the interference by one or more of the following measures:

- Reorient or relocate the receiving antenna.
 - Increase the separation between the equipment and receiver.
 - Connect the equipment into an outlet on a circuit different from that to which the receiver is connected. --
- Consult the dealer or an experienced radio/TV technician for help.

To maintain compliance with FCC's RF Exposure guidelines, This equipment should be installed and operated with minimum distance between 20cm the radiator your body: Use only the supplied antenna.

IC Caution:

- English: This device contains licence-exempt transmitter(s)/receiver(s) that comply with Innovation, Science and Economic Development Canada's licence-exempt RSS(s). Operation is subject to the following two conditions:

This device may not cause interference.

This device must accept any interference, including interference that may cause undesired operation of the device.

- French:

L'émetteur/récepteur exempt de licence contenu dans le présent appareil est conforme aux CNR d'Innovation, Sciences et Développement économique Canada applicables aux appareils radio exempts de licence. L'exploitation est autorisée aux deux conditions suivantes :

L'appareil ne doit pas produire de brouillage;

L'appareil doit accepter tout brouillage radio électrique subi, même si le brouillage est susceptible d'en compromettre le fonctionnement. Pour maintenir la conformité avec les directives d'exposition RF de la FCC, cet équipement doit être installé et utilisé avec une distance minimale de 20 cm entre le radiateur et votre corps : Utilisez uniquement l'antenne fournie.