

LIMITED WARRANTY

ORBYX ELECTRONICS WARRANTY

ORBYX Electronics warrants that this product will be free from defects in materials and workmanship for a period of ninety (90) days from the date of purchase. Within this period, simply take the product and your proof of purchase to any ORBYX Electronics store or dealer and the product will be repaired without charge for parts and labour. ORBYX Electronics reserves the right to charge for transportation. Any product which has been subject to misuse or accidental damage is excluded from this warranty.

This warranty is only applicable to a product purchased through ORBYX Electronics' company owned stores and dealers and to a product that is presented for repair in a country where ORBYX Electronics offers the product for sale. While this warranty does not confer any legal rights other than those set out above, you may have additional statutory rights which will vary under the laws of the various countries, states, province and other governmental entities in which ORBYX Electronics operates. This warranty is subject to all statutory rights you may have in the country of purchase.

Distributed exclusively in the U.S. by  
Orbyx Electronics, LLC  
501 South Cheryl Lane,  
Walnut, CA 91789

Imported in Canada for/  
Importé au Canada pour  
Orbyx Electronics,  
Concord, Canada, L4K 4M3

Manufactured in China

For product support please contact [www.orbyxelectronics.com](http://www.orbyxelectronics.com)  
or 1-866-363-3059



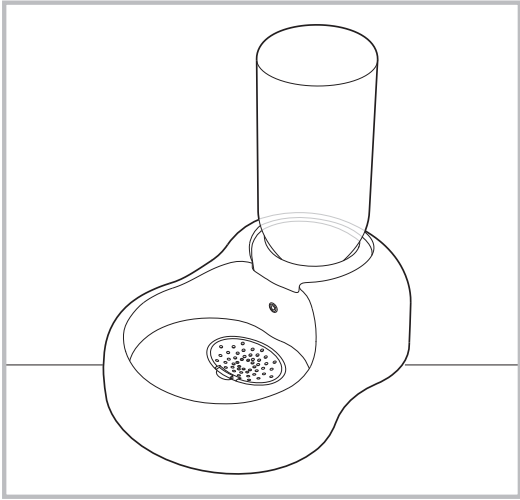
Limited Warranty/Garantie Limitée  
U.S.A & Canada  
© 2005 ORBYX Electronics. All Rights Reserved.



User Guide



Pet Fountain  
6310991



Caution

Read this user manual before using the Pet Fountain.

Do not run this unit dry.

**WARNING:** Do not immerse the whole unit in water or any other liquids.

Avoid getting the plug, outlet or battery compartment wet. If using the outlet, please put it above the level of the fountain.

Always unplug or take out the batteries before cleaning or when not in use for a long period of time.

Do not use harsh solvents on any part of this product.

If your pet shows signs of an allergic reaction to plastic, please discontinue use of the Pet Fountain

All repairs to the Pet Fountain are to be performed only by qualified service personnel.

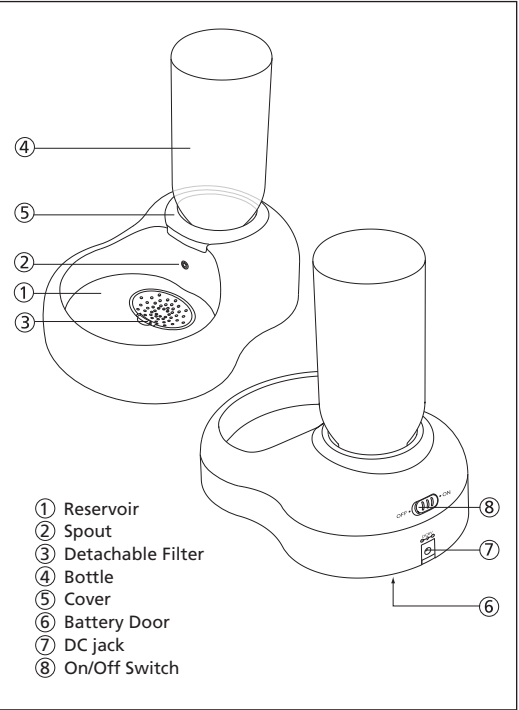
IC STATEMENT

This device complies with the IC Rules.

Operation is subject to the following two conditions:

- (1) This device may not cause interference, and
- (2) This device must accept any interference, including interference that may cause undesired operation of the device.

Parts & Functions



Features

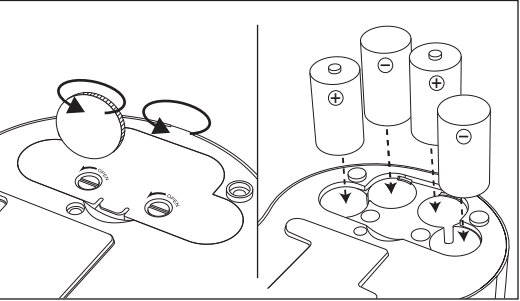
- Fresh flow of water
- Suitable for dogs or cats
- Fits any soft drink bottle size 1.5 Liter or less
- Filter keeps water fresh
- Built-in RF motion sensor detects pets movement close by and automatically activates water flow
- Built-in timer activates water flow every 2 hours to maintain water cleanliness
- Battery or AC/DC adapter operated (not included)

Directions For Use

POWER SOURCE

4 x D batteries or AC/DC adapter can be used to operate the Pet Fountain.

Using Batteries

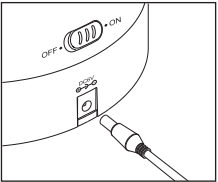


1. Use a coin to unscrew and open the Battery Door.
2. Insert 4 x D cell alkaline batteries (not included) following the polarity in the battery compartment.
3. Close the Battery Door, and make sure it is securely locked.

Using AC/DC adapter

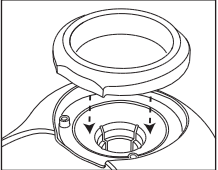
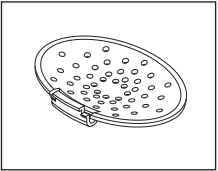
1. Plug the 6V AC/DC adapter (not included) into the DC jack with the correct polarity.
2. Connect the adapter to a socket.

**Note:** Make sure that the AC/DC adapter matches the civil power (AC220V or AC110V).



USING THE PET FOUNTAIN

1. Power the unit by batteries or AC/DC adapter.
2. Make sure the Filter is free of any obstructions.
3. Place the Cover on top of the unit.

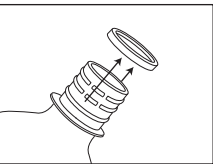


4. Fill the Customized Bottle (included) with clean water.

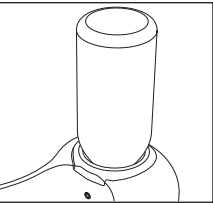
⑤

Care and Maintenance

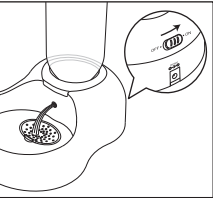
**Note:** You can use any other soft drink bottle less than 1.5 Liters but ensure you remove the loose plastic ring, between the bottle cap and bottle.



5. Place the Bottle onto the base with its opening facing down.
6. Make sure the Bottle is fully inserted into the base and you will hear a sound once it has been firmly attached.



7. Turn on the unit by sliding the On/Off Switch located at the back of the unit, and water will eject from the Spout.



8. The water pumping system activates when it detects that the pet is moving close.
9. In addition, the Pet Fountain continually recirculates and filters the water every 2 hours, keeping the water aerated and clean.

⑥

CLEANING INSTRUCTIONS

1. Make sure that the On/Off Switch is in the 'Off' position.
2. Remove the batteries or disconnect the adaptor from the socket and DC jack.
3. Lift the Bottle out of the base.
4. Remove the water from the reservoir.
5. Pull out the Filter and clean with water.
6. Use a damp cloth to wipe and clean the reservoir
7. Assemble the unit when all parts are dry

**Note:**

1. DO NOT immerse the reservoir in water
2. Only hand wash is allowed. The reservoir is NOT dishwasher safe.
3. Avoid getting the battery compartment and DC jack wet.

Technical Specifications

Unit Dimensions	7 <sup>1</sup> / <sub>8</sub> x 10 <sup>1</sup> / <sub>2</sub> x 3 <sup>1</sup> / <sub>2</sub> in (200 x 270 x 88 mm)
Unit Weight (without battery)	21 oz (600g)
Power	4 x D size battery OR AC to DC adaptor plug pin diameter 2.5mm, output DC 6V 200mA
Battery Life	Approx. 4 months
RF motion detective range	Approx. 1 to 3ft
Operating temperature	41°F to 122°F (5°C to 50°C)

FCC STATEMENT

This device complies with Part 15 of the FCC Rules. Operation is subject to the following two conditions:  
(1) this device may not cause harmful interference, and  
(2) this device must accept any interference received, including interference that may cause undesired operation.

Warning : Changes or modifications to this unit not expressly approved by the party responsible for compliance could void the user authority to operate the equipment.

NOTE : This equipment has been tested and found to comply with the limits for a Class B digital device, pursuant to Part 15 of the FCC Rules. These limits are designed to provide reasonable protection against harmful interference in a residential installation. This equipment generates, uses and can radiate radio frequency energy and, if not installed and used in accordance with the instructions, may cause harmful interference to radio communications.

However, there is no guarantee that interference will not occur in a particular installation. If this equipment does cause harmful interference to radio or television reception, which can be determined by turning the equipment off and on, the user is encouraged to try to correct the interference by one or more of the following measures:

- Reorient or relocate the receiving antenna.
- Increase the separation between the equipment and receiver.
- Connect the equipment into an outlet on a circuit different from that to which the receiver is connected.
- Consult the dealer or an experienced radio/TV technician for help.

LIMITED WARRANTY

Who is Providing This Warranty?

- Orbyx Electronics, LLC ("Orbyx"), as the distributor of this Nexxtech™ product (your "Product").

What Does This Warranty Cover?

- This warranty covers defects in materials or workmanship in your Product under normal use and conditions.

What is the Period of Coverage?

- This warranty covers your Product for 90 days from the original purchase date.

Who is Covered?

- This warranty covers the original consumer purchaser. Coverage terminates if you sell or otherwise transfer your Product.

What Will We Do To Correct Problems?

- We will repair your Product or replace your Product with a new or reconditioned equivalent product, at our option.

How Do You Get Service?

- Call Orbyx TOLL FREE at 1-866-363-3059 for instructions for obtaining warranty service from Orbyx's authorized service providers.
- Or, return your Product directly to the retail store from which you purchased the Product.
- When you obtain service for your Product, you must provide a purchase receipt (or other proof of the original purchase date) and a description of the defect(s).

What Does This Warranty Not Cover?

- This warranty DOES NOT COVER: damage due to misuse, abuse, alteration, unauthorized repair, or accident (such as improper electrical current); damage due to "acts of God" (such as lightning) or other contingencies beyond our control; cosmetic damage; externally generated static, signal reception or antenna problems not caused by your Product; or batteries.

- This warranty also DOES NOT COVER, and in no case will we be liable for, any incidental damages (such as transportation costs to and from an authorized service provider; or loss of time) or consequential damages (such as costs of repairing or replacing other property which is damaged, including tapes, discs, speakers not included with your Product or other accessories, or external electrical systems) resulting from the use of your Product. Some states do not allow the exclusion or limitation of incidental or consequential damages, so the above limitation or exclusion may not apply to you.
- Defacing the serial number, or using your Product for commercial or institutional purposes, voids this warranty.

Are There Other Warranties?

- There are no express warranties other than those expressed herein. Neither the sales personnel nor any other person is authorized to make any other warranties or to extend the duration of any warranties.
- ANY IMPLIED WARRANTIES, INCLUDING ANY IMPLIED WARRANTY OF MERCHANTABILITY (AN UNWRITTEN WARRANTY THAT A PRODUCT IS FIT FOR ORDINARY USE), ARE LIMITED TO 90 DAYS. Some states do not allow limitations on how long an implied warranty lasts, so the above limitation may not apply to you.

How Does State Law Apply?

- This warranty gives you specific legal rights, and you may also have other rights which vary from state to state.