

LENER

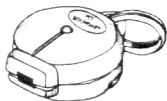
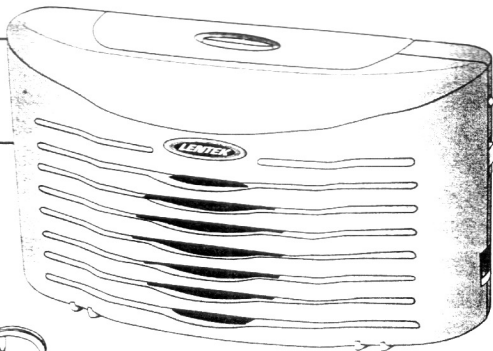
THE PET BARRIER SYSTEM

# PET BOUNDARY

## ULTRASONIC PET BARRIER SYSTEM



Instruction  
guide



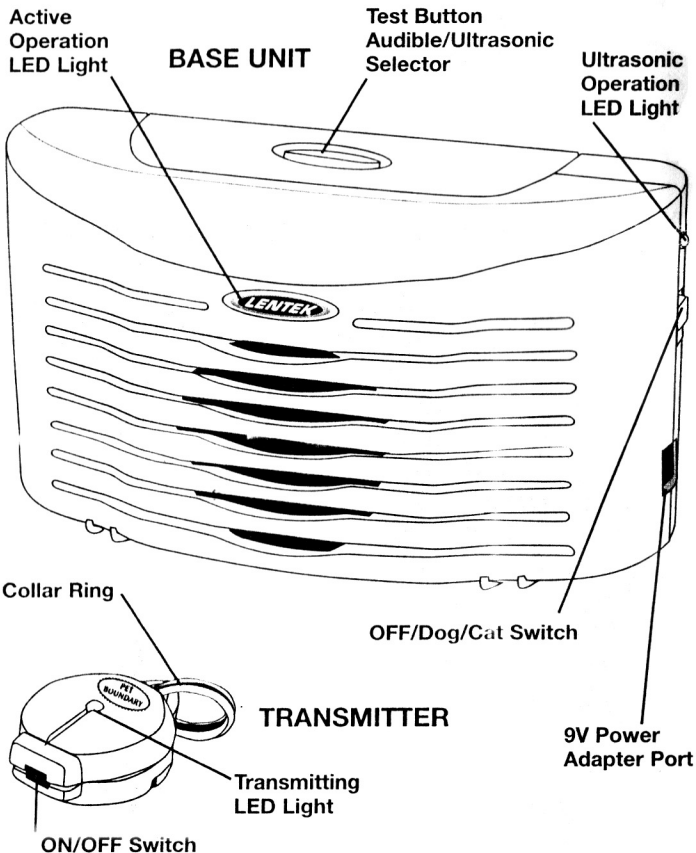
PB01



Tested To Comply  
With FCC Standards



Approved  
Power Supply



Place the base unit in the area you want to protect from your pet. The base unit will have a range of 6-10 ft (1.83m). Set the pet selector switch to either dog or cat and set the ON/OFF switch to ON. Attach the small transmitter to your pet's collar and set the ON/OFF switch to ON.

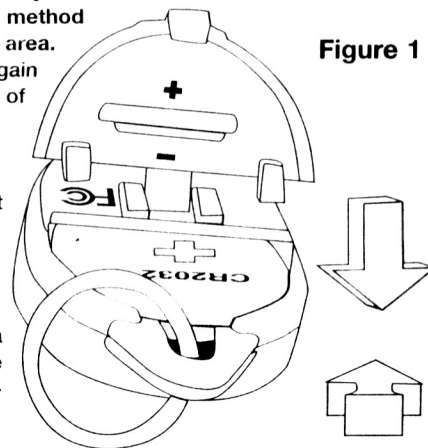
When your pet enters the protected zone, the base unit will emit an ultrasonic tone warning your pet to stay away. The tone is inaudible to humans and safe for pets.

#### Using the Audible Test Mode

To check the battery on the base unit, press the test button once. You should hear a tone when the transmitter is within range. Leaving the test button pressed in also lets you hear when your pet enters the protected zone. Some users may find this setting another effective method to keep the pet out of the area. Pressing the test button again will take the base unit out of the audible test mode.

#### Indicators

A solid red LED on the front of the base unit indicates active operation. A flashing red LED on the side of the base unit indicates ultrasonic operation and a flashing red LED on the front of the transmitter indicates active transmitting.



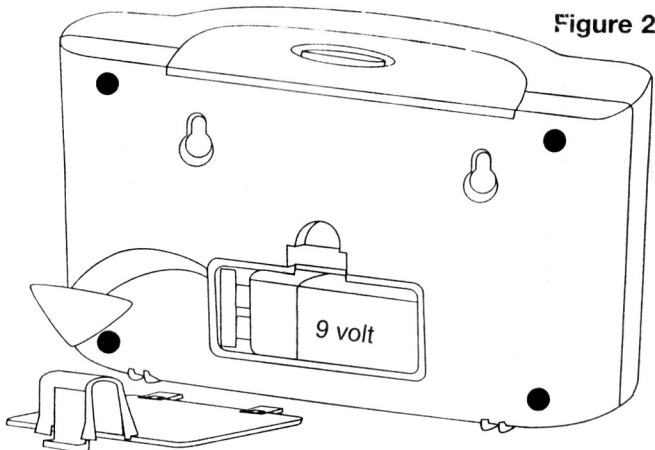
**Figure 1**

## INSTALLATION AND OPERATION

### Base Unit:

1. To remove battery compartment cover, pinch rear clasp to release (See Figure 2).
2. Insert one 9V battery, which will have a life of approximately 20 days.
3. Reattach compartment cover.

*The Pet Boundary is also capable of being powered from a 9V DC adapter (included).*



**Figure 2**

### Transmitter:

1. To open the battery compartment cover, press the dots and slide out (See Figure 1).
2. The transmitter includes a CR2032 3V Lithium battery. Extra CR20323 3V battery included. The battery life is approximately 20 days. Replace when needed.

## Try Lentek's other exciting Pet Appliances.

- Pet Chime
- Pet Bath Ultra: Waterless Bath Pet Brush Plus Flea Repeller
- Bark Free
- FleaContro
- Pet Fountain

This device complies with part 15 of the FCC rules. Operation is subject to the following two conditions: 1) This device may not cause harmful interference and 2) This device must accept any interference received, including interference that may cause undesired operation.

Changes or modifications not expressly approved by the party responsible for compliance could void the users authority to operate the equipment.



LENTEK INTERNATIONAL, INC.  
PO Box 593812  
Orlando, FL 32859-3812

Phone: 407•857•8786  
Fax: 407•857•4045  
Toll Free: 888•3LENTEK  
E-Mail: customerservice@lenteck.com

visit us on the web:  
**www.lenteck.com**

© 2001 Lentek International. All rights reserved.  
All specifications are subject to change without notice.  
Dimensions are approximate.

INSTPB01-0401

Dear Customer,

Thank you and congratulations on your purchase of this ingenious device. This product is the latest in new technology from Lentek™. We back our product with a two (2) year limited warranty. Your satisfaction is very important to us.

Visit our website at: [www.lenteck.com](http://www.lenteck.com) and view the rest of our Pet Appliance pet products, Sila™ line of air purifier/deodorizers, PestContro® pest control devices, and Inscentable home fragrance systems. While you're there, register your new purchase, sign up to receive our newsletter, and learn more about our company.

Questions can also be asked on our website, or you can call: 1-888-353-6835, or 407-857-8786 or contact your local Lentek dealer.

We look forward to serving you, now and in the future.

Enjoy!

Joe  
Joe Durek  
CEO

Lou  
Lou Lentine  
President



visit us on the web:  
**www.lenteck.com**