



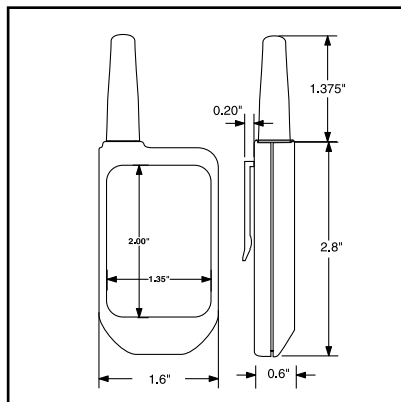
CMD-HHLR-xxx



OEM LONG-RANGE HANDHELD TRANSMITTER DATA GUIDE

DESCRIPTION

The Linx HHLR Remote Command Unit is ideal for general-purpose remote-control and command applications. This unit has been pre-certified for FCC Part-15 compliance which reduces costs and time to product introduction. Available in 315, 418 or 433.92 MHz (418MHz standard), this compact handheld remote is capable of a 300+ ft. transmission range. The transmitter unit can be configured with 1-8 buttons and the keypad and labeling can be modified to meet specific customer requirements. Selectable addressing provides security and allows the creation of up to 1024 distinct transmitter-receiver relationships. The transmission can be decoded using a matching Linx function module, KH-Series module, or a Linx LC-Series receiver paired with a decoder IC or microcontroller. The unit operates from a single 3-volt lithium cell.



Physical Dimensions



OEM CONFIGURATIONS

With a one-time NRE and minimum order, Linx can configure the keypad and label areas to meet your specific requirements. Contact Linx for details.

APPLICATIONS INCLUDE:

- General Remote Control
- Keyless Entry
- Garage / Gate Openers
- Lighting Control
- Call Systems
- Home / Industrial Automation
- Wire Elimination

Revised 3/20/02

ORDERING INFORMATION

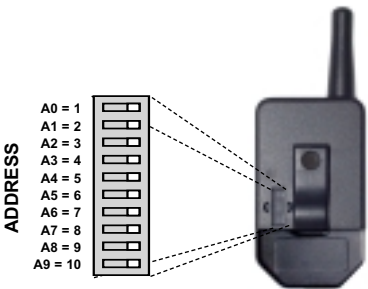
PART #	DESCRIPTION
CMD-HHLR-xxx	8-Button Long-Range Transmitter
xxx = 315, 418*, 433	
* = Standard Frequency	

THEORY OF OPERATION

The CMD-HHLR-xxx Remote Command Unit combines the popular Linx LC-Series transmitter and an antenna, with a commonly available encoder IC to form a simple yet effective RF remote-control transmitter. When a button is activated on the remote unit, power is applied to the internal circuitry and the encoder IC is enabled. The encoder then detects the logic states of the DIP-switch address and button data lines. These states are then formatted into a 3-word transmission cycle which continues until the button is released. The encoder data is used to modulate the transmitter which through the antenna conveys the data into free space. The transmitted signal may be received by any Linx LC- or KH-Series receiver or pre-made function module. Once data is received, a decoder IC or custom microcontroller is used to check the transmitter's address bits against the address settings of the receiving device. If a match is confirmed, the decoder's output(s) are set to replicate the transmitter's button status.

SETTING THE TRANSMITTER ADDRESS

In order to allow the formation of up to 1024 unique Transmitter-Receiver relationships, the transmitter's address may be selected using internal DIP switches as shown. The switches are accessed by removing the DIP-switch access cover.



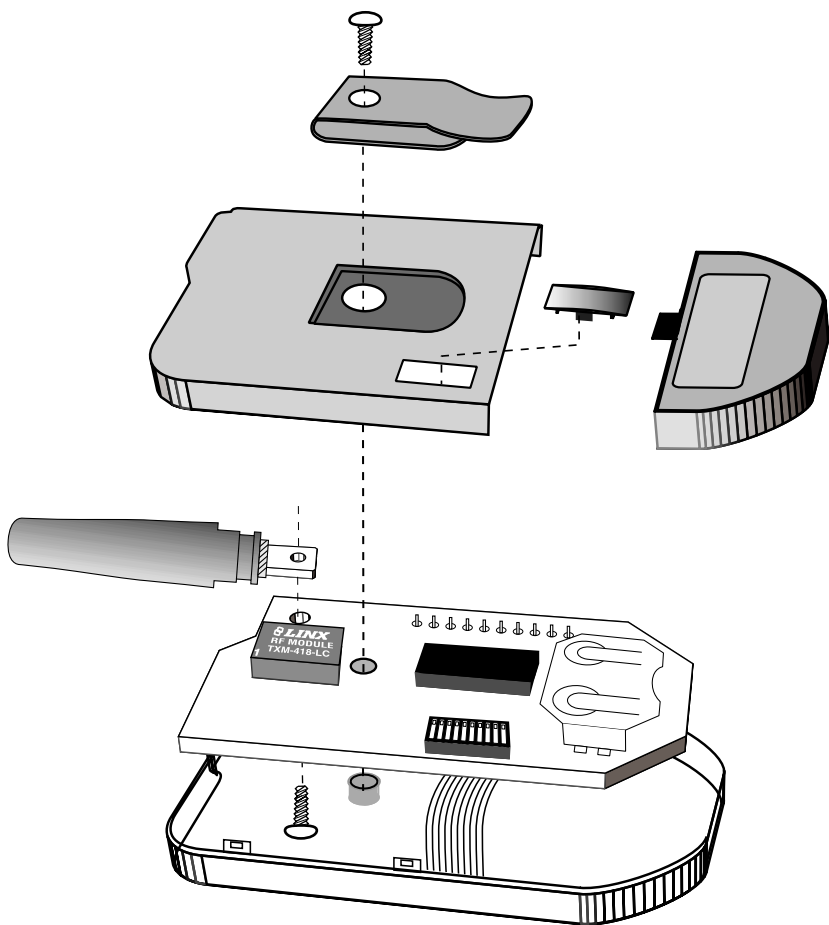
CONTENTION CONSIDERATIONS

It is important to understand that only one transmitter at a time can be activated within a reception area. While the transmitted signal consists of encoded digital data, only one carrier of any frequency can occupy airspace without contention at any given time.

BATTERY REPLACEMENT

The remote unit utilizes a CR-2032 Button Lithium Cell. In normal use it will provide 1-2 years of operation. Access for replacement is accomplished by removing the battery access cover by pressing down firmly on the label area and sliding it off. Once the unit is open, remove the battery by sliding it from beneath the holder. Replace the cell with the same type while observing the polarity shown.





COMPLIANCE REQUIREMENTS

The CMD-HHLR-xxx has been pre-certified by Linx for FCC Part-15 compliance when used with an appropriate function module in keeping with the applications allowed under section 15.231.

LABELING/INSTRUCTION REQUIREMENTS

The CMD-HHLR-xxx Remote Command Unit has already been labeled in accordance with FCC regulations in effect as of the date of this document. No further labeling of the unit is needed; however, it is necessary to include the following statement in the end product's instruction manual or insert card.

INSTRUCTION TO THE USER

This equipment has been tested and found to comply with the limits for a Class B digital device, pursuant to Part 15 of the FCC Rules. These limits are designed to provide reasonable protection against harmful interference in a residential installation. This equipment generates, uses and can radiate radio frequency energy and, if not installed and used in accordance with the instructions, may cause harmful interference to radio communications. However, there is no guarantee that interference will not occur in a particular installation. If this equipment does cause harmful interference to radio or television reception, which can be determined by turning the equipment off and on, the user is encouraged to try to correct the interference by one or more of the following measures:

- Reorient or relocate the receiving antenna.
- Increase the separation between the equipment and receiver.
- Connect the equipment into an outlet on a circuit different from that to which the receiver is connected.
- Consult the dealer or an experienced radio/TV technician for help.

This equipment has been certified to comply with the limits for a Class B computing device, pursuant to FCC Rules. In order to maintain compliance with FCC regulations, shielded cables must be used with this equipment. Operation with non-approved equipment or unshielded cables is likely to result in interference to radio and TV reception. The user is cautioned that changes and modifications made to the equipment without the approval of manufacturer could void the user's authority to operate this equipment.

Place the above statement in the instruction manual or insert card.

This Page Intentionally Left Blank



U.S. CORPORATE HEADQUARTERS:

LINX TECHNOLOGIES, INC.

**575 S.E. ASHLEY PLACE
GRANTS PASS, OR 97526**

PHONE: (541) 471-6256

FAX: (541) 471-6251

<http://www.linxtechnologies.com>

Disclaimer

Linx Technologies is continually striving to improve the quality and function of its products; for this reason, we reserve the right to make changes without notice. The information contained in this Data Sheet is believed to be accurate as of the time of publication. Specifications are based on representative lot samples. Values may vary from lot to lot and are not guaranteed. Linx Technologies makes no guarantee, warranty, or representation regarding the suitability or legality of any product for use in a specific application. None of these devices is intended for use in applications of a critical nature where the safety of life or property is at risk. The user assumes full liability for the use of product in such applications. Under no conditions will Linx Technologies be responsible for losses arising from the use or failure of the device in any application, other than the repair, replacement, or refund limited to the original product purchase price. Some devices described in this publication are patented. Under no circumstances shall any user be conveyed any license or right to the use or ownership of these patents.

© 2002 by Linx Technologies, Inc. The stylized Linx logo, Linx, and "Wireless made Simple" are the trademarks of Linx Technologies, Inc.
Printed in U.S.A.