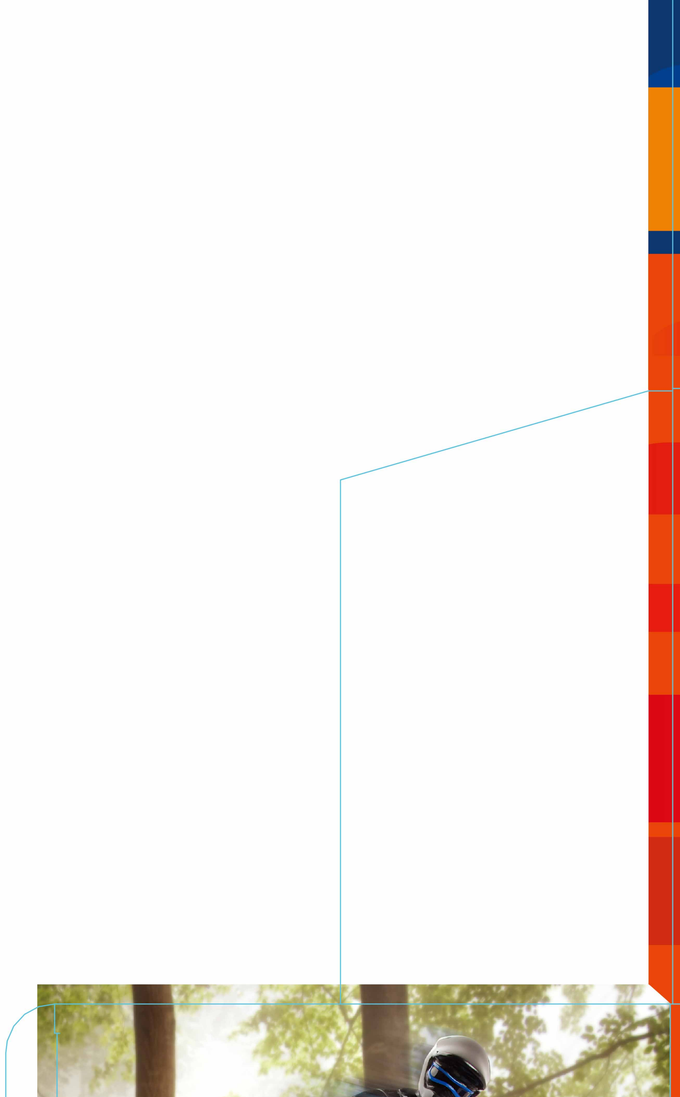

SPORT QUAD

RADIO CONTROLLED ALL-TERRAIN VEHICLE

SUPER GRIP TIRES FOR FAST RACING

BLUE HAT TOY COMPANY

TWO FREQUENCIES FOR COMPETITIVE RACING

SPORT QUAD

RADIO CONTROLLED ALL-TERRAIN VEHICLE

AGES 6+

BOX CONTAINS THE FOLLOWING FREQUENCY:

☐ 27 MHz

☐ 49 MHz

BATTERY OPERATED PLAY VEHICLE

AGES 6 AND UP

⚠ WARNING! CHOKING HAZARD - Small parts. Not suitable for children under 3 years.

WIRELESS RC ACTION!

REMOVABLE ACTION RIDER WITH COMPLETE ARTICULATION

BLUE HAT TOY COMPANY

SPORT QUAD

RADIO CONTROLLED ALL-TERRAIN VEHICLE

REMOVABLE ACTION RIDER WITH COMPLETE ARTICULATION

Requires 6 "AA" 1.5V batteries (not included) and one 9V battery (not included).

EXCITING 4-WHEELING ACTION!

- Hyper-Speed Racing On Any Terrain
- Oversized Knobby Tires For Gripping Power
- Full Function Wireless Remote Control
- Bright LED Lights
- Available In 2 Frequencies For Competitive Racing

SUPER GRIP TIRES FOR FAST RACING

BLUE HAT TOY COMPANY

- Hyper-Speed Racing On Any Terrain
- Oversized Knobby Tires For Gripping Power
- Full Function Wireless Remote Control
- Bright LED Lights
- Available In 2 Frequencies For Competitive Racing

REMOVABLE ACTION RIDER WITH COMPLETE ARTICULATION

FULL FUNCTION REMOTE CONTROL

Car requires 6 "AA" batteries (not included) and one 9V battery (not included). See bottom panel for complete operating instructions. Colors and styles may vary.

SPORT QUAD

RADIO CONTROLLED ALL-TERRAIN VEHICLE

KEEP THIS PACKAGE FOR REFERENCE AS IT CONTAINS IMPORTANT INFORMATION.

BATTERY INSTALLATION

Operation requires 6 "AA" 1.5V batteries (not included) for ATV and one 9V battery (not included) for radio controller.

- Carefully remove items from package.
- Locate the battery compartment on the underside of the ATV and wireless controller.
- Turn the battery compartment lock on the bottom of the ATV to remove the battery compartment.
- Insert 6 "AA" 1.5V batteries according to the polarity diagram located on the battery tray. (Fig.1)
- Replace the battery compartment.
- Slide open the battery compartment door of the controller. (Fig.2)
- Insert the one 9V battery following the correct polarity.
- Replace the battery compartment door.

NOTE: For best operation, use on a hard surface.

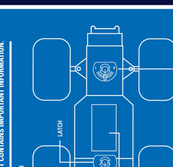

BASIC OPERATION

- Switch both the vehicle and controller power switches to the "ON" position.
- Adjust the steering alignment lever located on the bottom of the vehicle (between front wheels) if the vehicle does not run straight when moving forward.

OPERATING CONTROLS

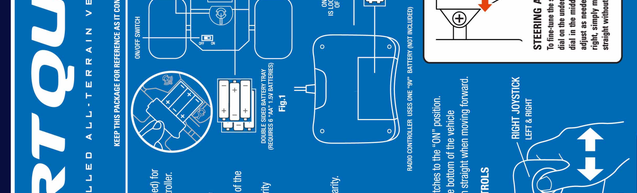

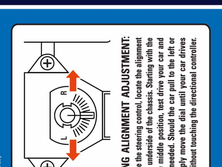

STEERING ALIGNMENT ADJUSTMENT: To fine-tune the steering control, locate the alignment dial on the underside of the chassis. Starting with the dial in the middle position, test drive your car and adjust as needed. Should the car pull to the left or right when moving forward, adjust the alignment dial straight without touching the directional controller.

SAFETY WARNINGS - PLEASE READ BEFORE USING PRODUCT

- Not recommended for children under 6 years of age. As with all electrical products, precautions should be observed during handling and use to reduce the risk of electrical shock.
- Adult supervision is required. Inspect all accessories for periodically examined for potential hazards and that any potentially hazardous parts be repaired or replaced.

BATTERY WARNING:

- Do not mix old and new batteries.
- Do not mix alkaline, standard (carbon-zinc) or rechargeable (nickel-cadmium) batteries.
- Insert batteries using the correct polarity. Do not short circuit the supply terminal.
- Remove batteries when not playing with the equipment. Remove exhausted batteries promptly according to local ordinances and laws. Do not dispose of batteries in a fire. They may explode.
- Only batteries of the same or equivalent type as recommended are to be used. Rechargeable batteries are not to be used unless specifically recommended by the manufacturer.
- Rechargeable batteries are to be removed from the equipment if supplied with batteries, under adult supervision.

KEEP THIS PACKAGE FOR REFERENCE AS IT CONTAINS IMPORTANT INFORMATION.

NOTE: This equipment has been tested and found to comply with the limits for a Class B digital device, pursuant to Part 15 of the FCC Rules. These limits are designed to provide reasonable protection against harmful interference in a residential installation. This equipment generates, uses and can radiate radio frequency energy and, if not installed and used in accordance with the instructions, may cause harmful interference to radio communications. However, there is no guarantee that interference will not occur in a particular installation. If this equipment does cause harmful interference to radio or television reception, which can be determined by turning the equipment off and on, the user is encouraged to try to correct the interference by one or more of the following measures:

- Reorient or relocate the receiving antenna.
- Increase the separation between the equipment and receiver.
- Connect the equipment into an outlet on a circuit different from that to which the receiver is connected.
- Consult the dealer or an experienced radio/TV technician for help.

WARNING: Changes or modifications not expressly approved by the party responsible for compliance could void the user's authority to operate the equipment.

This licence covers use of the product of this package in products for US copyright use and may not be reproduced, distributed, displayed, published or used for any purpose without prior written permission. It is not permitted to alter, remove or reproduce any trademark or copyright notice from this package.

©2014 MacGillivray Freeman Films. All rights reserved.

2906045 (33539)

94202 31556 9

Made in China

Distributed by MacGillivray Freeman Films, Inc.
Distributed in the Americas:
BLUE HAT TOY COMPANY, LLC, Blue Hat Toy Company, Blue Hat Toy Company logos are trademarks of MacGillivray Freeman Films, Inc. All rights reserved.
Distributed by MacGillivray Freeman Films, Inc., Irvine, CA 92618
Distributed in Europe:
The product name, design of the package or promotion is US copyright law and may not be reproduced, distributed, displayed, published or used for any purpose without prior written permission. It is not permitted to alter, remove or reproduce any trademark or copyright notice from this package.