



SAMPLE LABEL




Label Format:



Label Position:

Equipment Label

W 40mm * H 16mm



Inside View

1. Open the battery case, stick the main label (400142G) and Wince 5.0 (400511G) label like photo C. Then put the caution label (382219G) below the battery like photos D.



Photo C

Main label (400142G)

Wince 5.0 label (400511G)

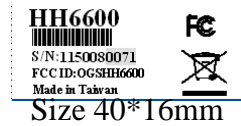


Photo D

Caution label (382219G)

Please be reminded to set switch at left side before you place main battery.

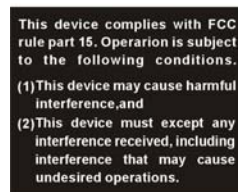
Size 30*50mm

2. Please stick FCC label (400583G) on the position like Photo E.



Photo E

FCC label (400583G)



4^{cm} x 5^{cm}