Mode	9	
	Band Edge	
	2400-2483.5_Bluetooth-LE GFSK_CH39_2480MHz	
ANT	1	
Pol.	Horizontal	Fundamental
Peak	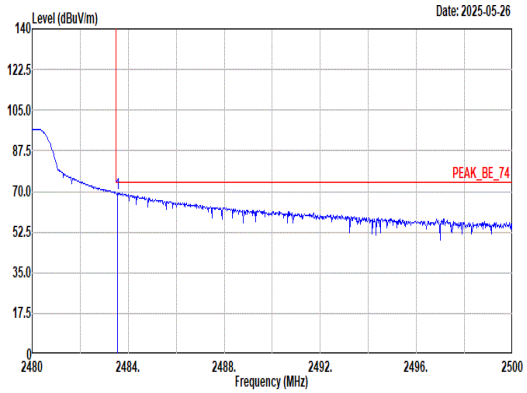 Site : 03CH22-HY Condition: PEAK_BE_74 3m 9120D_02038_240729 HORIZONTAL : RBW:1000.000kHz VBW:3000.000kHz SWT:Auto 1 2483.54 69.36 74.00 -4.64 56.63 27.74 8.18 32.65 9.46 100 22 PEAK	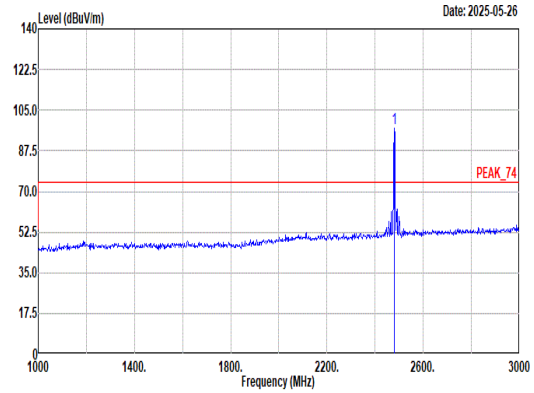 Site : 03CH22-HY Condition: PEAK_74 3m 9120D_02038_240729 HORIZONTAL : RBW:1000.000kHz VBW:3000.000kHz SWT:Auto 1 2480.00 97.08 ------ ------ 84.39 27.70 8.18 32.65 9.46 100 22 PEAK
Avg	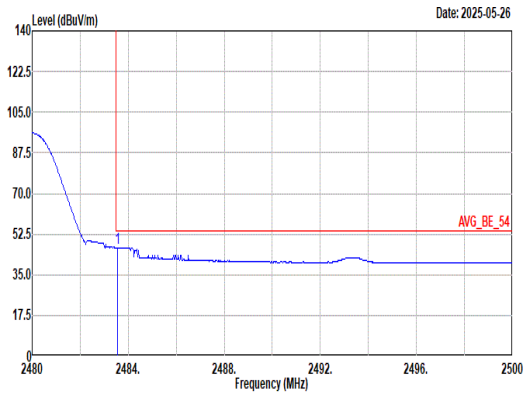 Site : 03CH22-HY Condition: AVG_BE_54 3m 9120D_02038_240729 HORIZONTAL : RBW:1000.000kHz VBW:0.330kHz SWT:Auto 1 2483.56 46.67 54.00 -7.33 33.94 27.74 8.18 32.65 9.46 100 22 AVERAGE	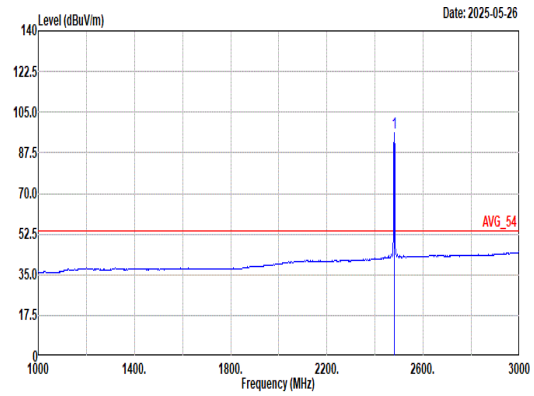 Site : 03CH22-HY Condition: AVG_54 3m 9120D_02038_240729 HORIZONTAL : RBW:1000.000kHz VBW:0.330kHz SWT:Auto 1 2480.00 96.09 ------ ------ 83.40 27.70 8.18 32.65 9.46 100 22 AVERAGE

Mode	9	
	Band Edge	
	2400-2483.5_Bluetooth-LE GFSK_CH39_2480MHz	
ANT	1	
Pol.	Vertical	Fundamental
Peak	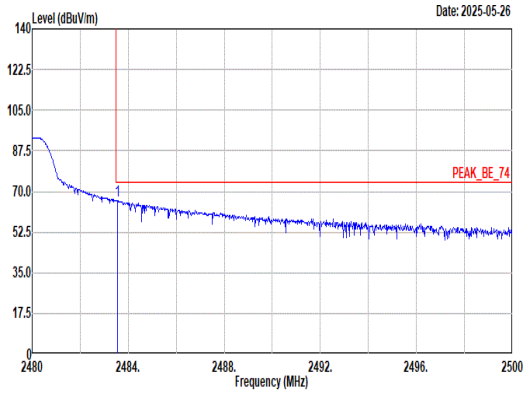 Site : 03CH22-HY Condition: PEAK_BE_74 3m 9120D_02038_240729 VERTICAL : RBW:1000.000kHz VBW:3000.000kHz SWT:Auto Freq Level Limit Line Margin Level Read Ant Factor Cable Loss Preamp Factor Aux Factor APos TPos Remark MHz dBuV/m dBuV/m dB dBuV dB/m dB dB dB cm deg 1 2483.56 66.22 74.00 -7.78 53.49 27.74 8.18 32.65 9.46 300 77 PEAK	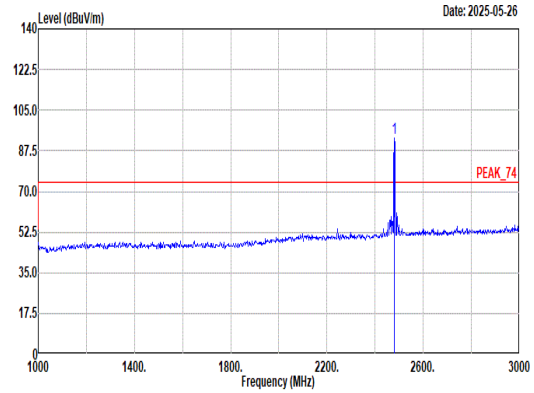 Site : 03CH22-HY Condition: PEAK_74 3m 9120D_02038_240729 VERTICAL : RBW:1000.000kHz VBW:3000.000kHz SWT:Auto Freq Level Limit Line Margin Level Read Ant Factor Cable Loss Preamp Factor Aux Factor APos TPos Remark MHz dBuV/m dBuV/m dB dBuV dB/m dB dB dB cm deg 1 2480.00 93.21 ------ ------ 80.52 27.70 8.18 32.65 9.46 300 77 PEAK
Avg	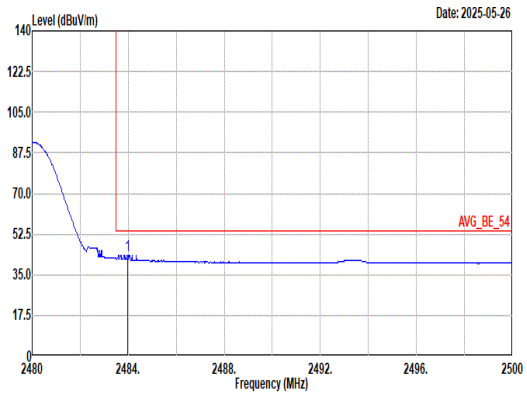 Site : 03CH22-HY Condition: AVG_BE_54 3m 9120D_02038_240729 VERTICAL : RBW:1000.000kHz VBW:0.330kHz SWT:Auto Freq Level Limit Line Margin Level Read Ant Factor Cable Loss Preamp Factor Aux Factor APos TPos Remark MHz dBuV/m dBuV/m dB dBuV dB/m dB dB dB cm deg 1 2483.98 43.25 54.00 -10.75 30.52 27.74 8.18 32.65 9.46 300 77 AVERAGE	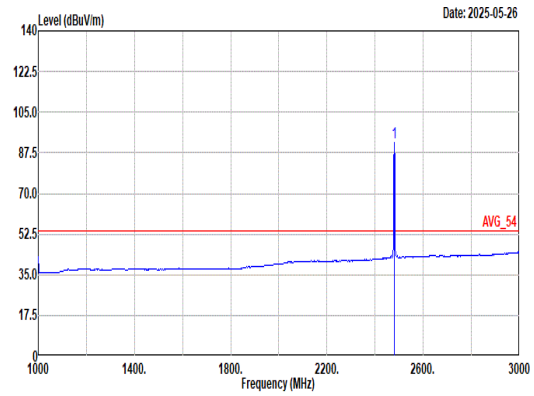 Site : 03CH22-HY Condition: AVG_54 3m 9120D_02038_240729 VERTICAL : RBW:1000.000kHz VBW:0.330kHz SWT:Auto Freq Level Limit Line Margin Level Read Ant Factor Cable Loss Preamp Factor Aux Factor APos TPos Remark MHz dBuV/m dBuV/m dB dBuV dB/m dB dB dB cm deg 1 2480.00 92.12 ------ ------ 79.43 27.70 8.18 32.65 9.46 300 77 AVERAGE

Mode	9	
	Harmonic	
	2400-2483.5_Bluetooth-LE GFSK_CH39_2480MHz	
ANT	1	
Pol.	Horizontal	Vertical
Peak Avg	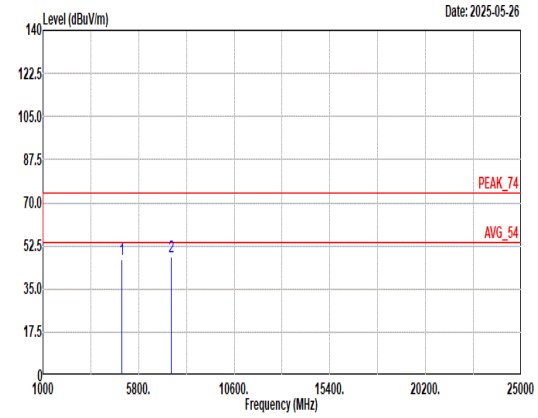 Site : 03CH22-HY Condition: PEAK_74 3m 9120D_02038_240729 HORIZONTAL Freq Level Limit Line Margin Read Level Ant Factor Cable Loss Preamp Factor Aux Factor APos TPos Remark MHz dBuV/m dBuV/m dB dBuV dB/m dB dB dB cm deg 1 4960.00 47.14 74.00 -26.86 35.03 32.98 11.72 33.67 1.08 -- -- Peak 2 7440.00 47.83 74.00 -17.17 32.99 36.30 14.30 36.79 1.03 -- -- Peak	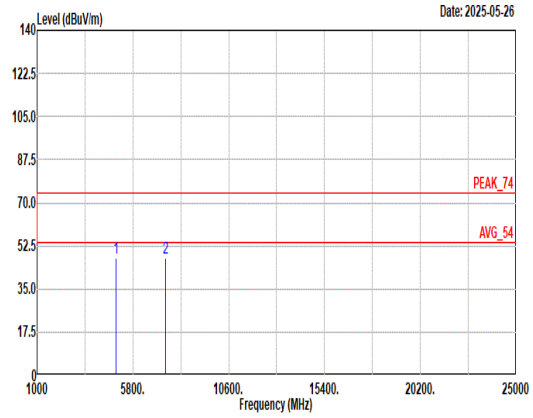 Site : 03CH22-HY Condition: PEAK_74 3m 9120D_02038_240729 VERTICAL Freq Level Limit Line Margin Read Level Ant Factor Cable Loss Preamp Factor Aux Factor APos TPos Remark MHz dBuV/m dBuV/m dB dBuV dB/m dB dB dB cm deg 1 4960.00 47.41 74.00 -26.59 35.30 32.98 11.72 33.67 1.08 -- -- Peak 2 7440.00 47.62 74.00 -26.38 32.78 36.30 14.30 36.79 1.03 -- -- Peak

C2-1. Radiated Spurious Emission Test Modes

<500kbps>

Mode	Band (MHz)	Antenna	Modulation	Channel	Frequency	Data Rate	RU	Remark
Mode 10	2400-2483.5	1	Bluetooth-LE GFSK	00	2402	500kbps	-	-
Mode 11	2400-2483.5	1	Bluetooth-LE GFSK	19	2440	500kbps	-	-
Mode 12	2400-2483.5	1	Bluetooth-LE GFSK	39	2480	500kbps	-	-

C2-2. Summary of each worse mode

<500kbps>

Mode	Modulation	Ch.	Freq. (MHz)	Level (dBuV/m)	Limit (dBuV/m)	Margin (dB)	Pol.	Peak Avg.	Result	RU	Remark
10	Bluetooth-LE GFSK	00	2389.76	68.10	74.00	-5.90	H	Peak	Pass	-	Band Edge
	Bluetooth-LE GFSK	00	4804.00	44.91	54.00	-9.09	V	Avg.	Pass	-	Harmonic
11	Bluetooth-LE GFSK	19	2360.05	41.91	54.00	-12.09	H	Avg.	Pass	-	Band Edge
	Bluetooth-LE GFSK	19	7320.00	47.44	54.00	-6.56	V	Avg.	Pass	-	Harmonic
12	Bluetooth-LE GFSK	39	2483.56	68.97	74.00	-5.03	H	Peak	Pass	-	Band Edge
	Bluetooth-LE GFSK	39	7440.00	47.50	74.00	-26.50	H	Peak	Pass	-	Harmonic

<500kbps>

Mode	10	
	Band Edge	
	2400-2483.5_Bluetooth-LE GFSK_CH00_2402MHz	
ANT	1	
Pol.	Horizontal	Fundamental
Peak	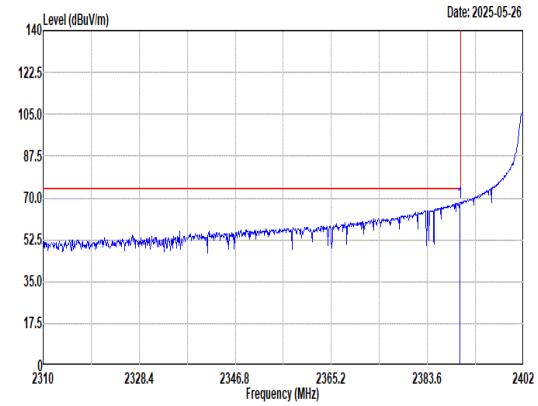 Site : 03CH22-HY Condition: PEAK_BE_74 3m 9120D_02038_240729 HORIZONTAL : RBW:1000.000kHz VBW:3000.000kHz SWT:Auto Freq Level Limit Line Margin Read Level Ant Factor Cable Loss Preamp Factor Aux Factor APos TPos Remark MHz dBuV/m dBuV/m dB dBuV dB/m dB dB dB cm deg 1 2389.76 68.10 74.00 -5.90 55.79 27.40 8.06 32.59 9.44 250 141 Peak	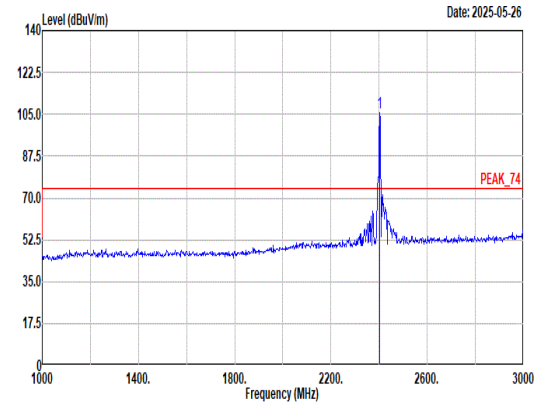 Site : 03CH22-HY Condition: PEAK_74 3m 9120D_02038_240729 HORIZONTAL : RBW:1000.000kHz VBW:3000.000kHz SWT:Auto Freq Level Limit Line Margin Read Level Ant Factor Cable Loss Preamp Factor Aux Factor APos TPos Remark MHz dBuV/m dBuV/m dB dBuV dB/m dB dB dB cm deg 1 2402.00 105.69 ------ ------ 93.35 27.42 8.08 32.60 9.44 250 141 Peak
Avg	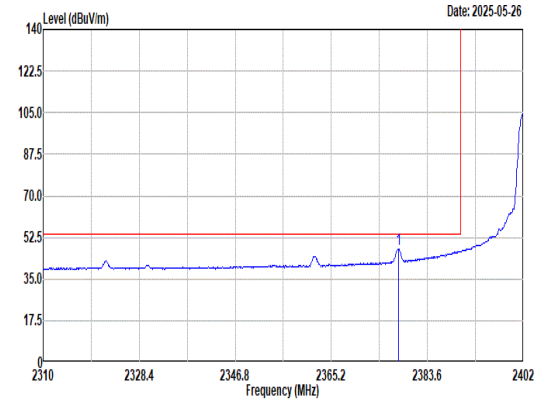 Site : 03CH22-HY Condition: AVG_BE_54 3m 9120D_02038_240729 HORIZONTAL : RBW:1000.000kHz VBW:1.000kHz SWT:Auto Freq Level Limit Line Margin Read Level Ant Factor Cable Loss Preamp Factor Aux Factor APos TPos Remark MHz dBuV/m dBuV/m dB dBuV dB/m dB dB dB cm deg 1 2378.08 47.68 54.00 -6.32 35.47 27.30 8.05 32.58 9.44 250 141 Average	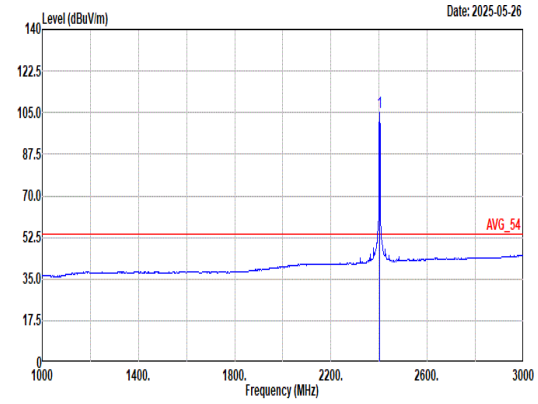 Site : 03CH22-HY Condition: AVG_54 3m 9120D_02038_240729 HORIZONTAL : RBW:1000.000kHz VBW:1.000kHz SWT:Auto Freq Level Limit Line Margin Read Level Ant Factor Cable Loss Preamp Factor Aux Factor APos TPos Remark MHz dBuV/m dBuV/m dB dBuV dB/m dB dB dB cm deg 1 2402.00 105.09 ------ ------ 92.75 27.42 8.08 32.60 9.44 250 141 Average

Mode	10	
	Band Edge	
	2400-2483.5_Bluetooth-LE GFSK_CH00_2402MHz	
ANT	1	
Pol.	Vertical	Fundamental
Peak	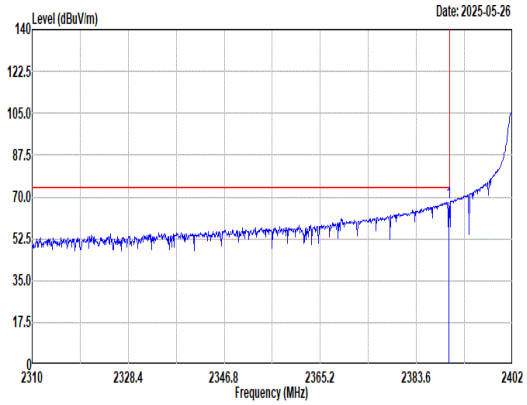 Site : 03CH22-HY Condition: PEAK_BE_74 3m 9120D_02038_240729 VERTICAL : RBW:1000.000kHz VBW:3000.000kHz SWT:Auto Freq Level Limit Line Margin Read Level Ant Factor Cable Loss Preamp Factor Aux Factor APos TPos Remark MHz dBuV/m dBuV/m dB dBuV dB/m dB dB dB cm deg 1 2389.86 67.64 74.00 -6.36 55.33 27.40 8.06 32.59 9.44 253 37 Peak	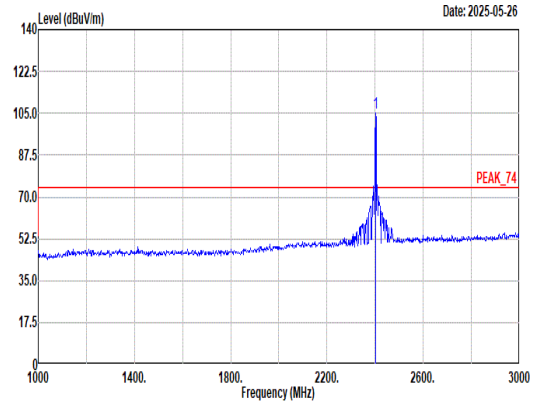 Site : 03CH22-HY Condition: PEAK_74 3m 9120D_02038_240729 VERTICAL : RBW:1000.000kHz VBW:3000.000kHz SWT:Auto Freq Level Limit Line Margin Read Level Ant Factor Cable Loss Preamp Factor Aux Factor APos TPos Remark MHz dBuV/m dBuV/m dB dBuV dB/m dB dB dB cm deg 1 2402.00 105.38 ------ ------ 93.04 27.42 8.08 32.60 9.44 253 37 Peak
Avg	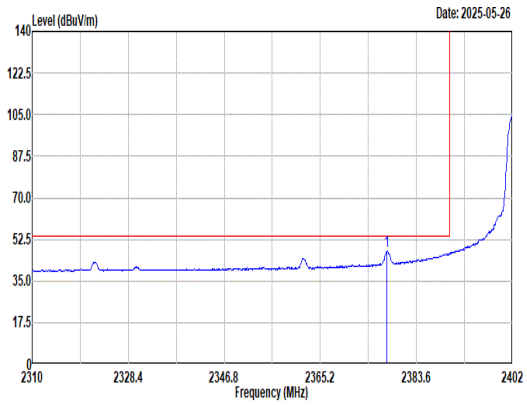 Site : 03CH22-HY Condition: AVG_BE_54 3m 9120D_02038_240729 VERTICAL : RBW:1000.000kHz VBW:1.000kHz SWT:Auto Freq Level Limit Line Margin Read Level Ant Factor Cable Loss Preamp Factor Aux Factor APos TPos Remark MHz dBuV/m dBuV/m dB dBuV dB/m dB dB dB cm deg 1 2377.90 47.52 54.00 -6.48 35.31 27.30 8.05 32.58 9.44 253 37 Average	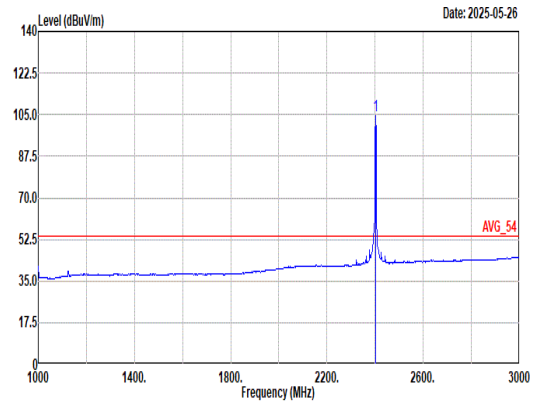 Site : 03CH22-HY Condition: AVG_54 3m 9120D_02038_240729 VERTICAL : RBW:1000.000kHz VBW:1.000kHz SWT:Auto Freq Level Limit Line Margin Read Level Ant Factor Cable Loss Preamp Factor Aux Factor APos TPos Remark MHz dBuV/m dBuV/m dB dBuV dB/m dB dB dB cm deg 1 2402.00 104.79 ------ ------ 92.45 27.42 8.08 32.60 9.44 253 37 Average

Mode	10	
	Harmonic	
	2400-2483.5_Bluetooth-LE GFSK_CH00_2402MHz	
ANT	1	
Pol.	Horizontal	Vertical
Peak Avg	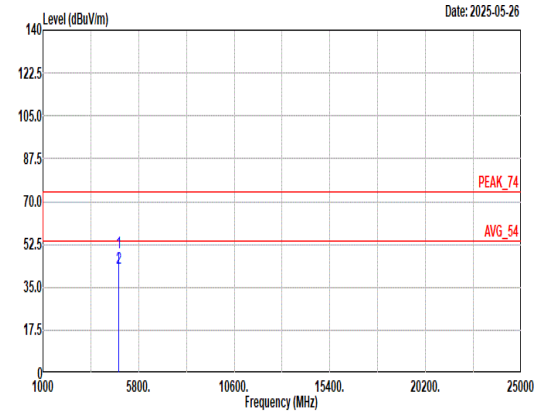 Site : 03CH22-HY Condition: PEAK_74 3m 9120D_02038_240729 HORIZONTAL Freq Level Limit Line Margin Read Level Ant Factor Cable Loss Preamp Factor Aux Factor APos TPos Remark MHz dBuV/m dBuV/m dB dBuV dB/m dB dB dB cm deg 1 4804.00 49.04 74.00 -24.96 37.47 32.32 11.51 33.67 1.41 100 119 Peak 2 4804.00 42.87 54.00 -11.13 31.30 32.32 11.51 33.67 1.41 100 119 Average	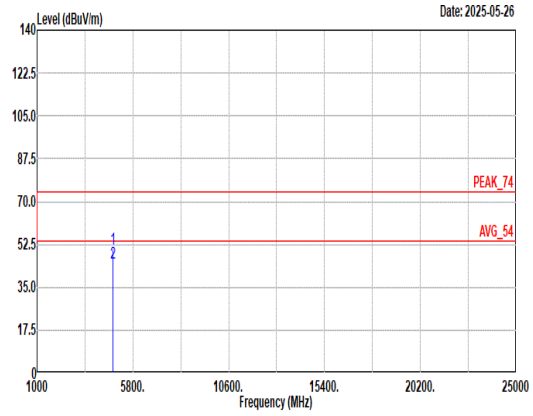 Site : 03CH22-HY Condition: PEAK_74 3m 9120D_02038_240729 VERTICAL Freq Level Limit Line Margin Read Level Ant Factor Cable Loss Preamp Factor Aux Factor APos TPos Remark MHz dBuV/m dBuV/m dB dBuV dB/m dB dB dB cm deg 1 4804.00 50.50 74.00 -23.50 38.93 32.32 11.51 33.67 1.41 400 192 Peak 2 4804.00 44.91 54.00 -9.09 33.34 32.32 11.51 33.67 1.41 400 192 Average

Mode	11	
	Band Edge - L	
	2400-2483.5_Bluetooth-LE GFSK_CH19_2440MHz	
ANT	1	
Pol.	Horizontal	Fundamental
Peak	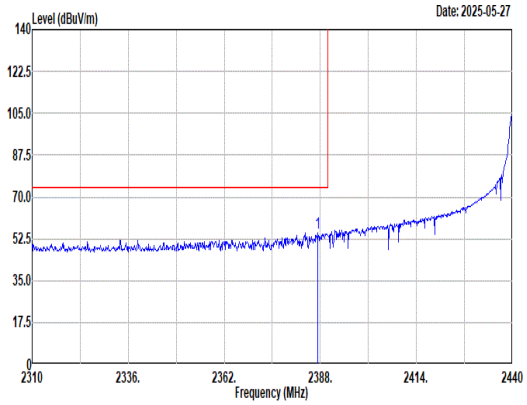 Site : 03CH22-HY Condition: PEAK_BE_74 3m 9120D_02038_240729 HORIZONTAL : RBW:1000.000kHz VBW:3000.000kHz SWT:Auto Freq Level Limit Line Margin Read Level Ant Factor Cable Loss Preamp Factor Aux Factor APos TPos Remark MHz dBuV/m dBuV/m dB dBuV dB/m dB dB dB cm deg 1 2387.35 54.99 74.00 -19.01 42.71 27.37 8.06 32.59 9.44 100 359 Peak	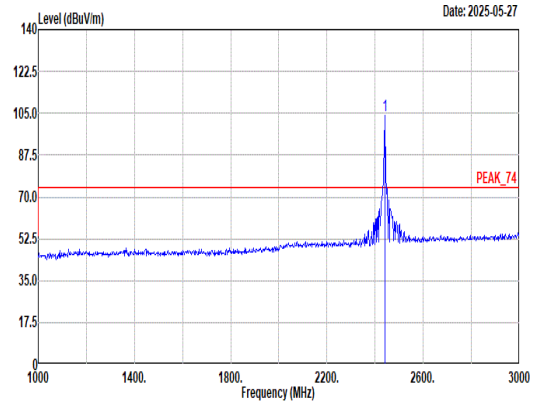 Site : 03CH22-HY Condition: PEAK_74 3m 9120D_02038_240729 HORIZONTAL : RBW:1000.000kHz VBW:3000.000kHz SWT:Auto Freq Level Limit Line Margin Read Level Ant Factor Cable Loss Preamp Factor Aux Factor APos TPos Remark MHz dBuV/m dBuV/m dB dBuV dB/m dB dB dB cm deg 1 2440.00 104.28 ------ ------ 91.72 27.60 8.13 32.62 9.45 100 359 Peak
Avg	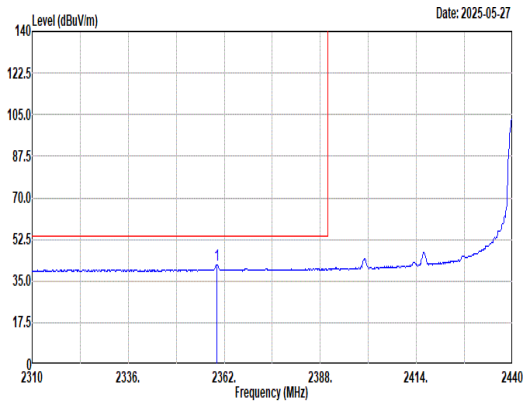 Site : 03CH22-HY Condition: AVG_BE_54 3m 9120D_02038_240729 HORIZONTAL : RBW:1000.000kHz VBW:1.000kHz SWT:Auto Freq Level Limit Line Margin Read Level Ant Factor Cable Loss Preamp Factor Aux Factor APos TPos Remark MHz dBuV/m dBuV/m dB dBuV dB/m dB dB dB cm deg 1 2360.05 41.91 54.00 -12.09 29.73 27.30 8.02 32.57 9.43 100 359 Average	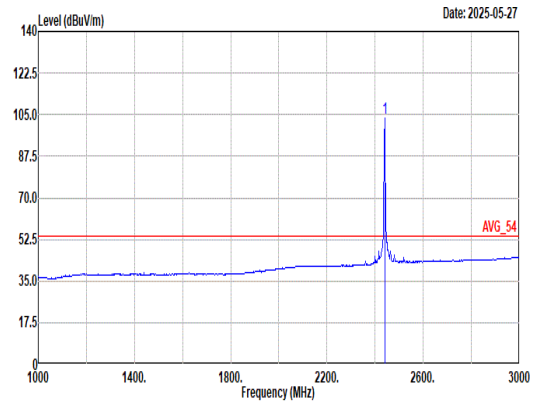 Site : 03CH22-HY Condition: AVG_54 3m 9120D_02038_240729 HORIZONTAL : RBW:1000.000kHz VBW:1.000kHz SWT:Auto Freq Level Limit Line Margin Read Level Ant Factor Cable Loss Preamp Factor Aux Factor APos TPos Remark MHz dBuV/m dBuV/m dB dBuV dB/m dB dB dB cm deg 1 2440.00 103.70 ------ ------ 91.14 27.60 8.13 32.62 9.45 100 359 Average

Mode	11	
	Band Edge - R	
	2400-2483.5_Bluetooth-LE GFSK_CH19_2440MHz	
ANT	1	
Pol.	Horizontal	Fundamental
Peak	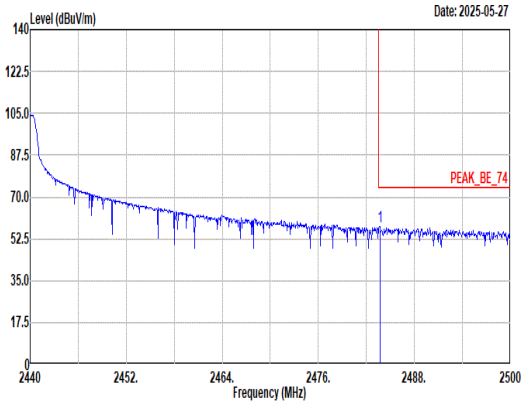 Site : 03CH22-HY Condition: PEAK_BE_74 3m 9120D_02038_240729 HORIZONTAL : RBW:1000.000kHz VBW:3000.000kHz SWT:Auto Limit Read Ant Cable Preamp Aux APos TPos Freq Level Line Margin Level Factor Loss Factor Factor Remark MHz dBuV/m dBuV/m dB dBuV dB/m dB dB dB cm deg 1 2483.68 57.65 74.00 -16.35 44.92 27.74 8.18 32.65 9.46 100 359 Peak	Blank
Avg	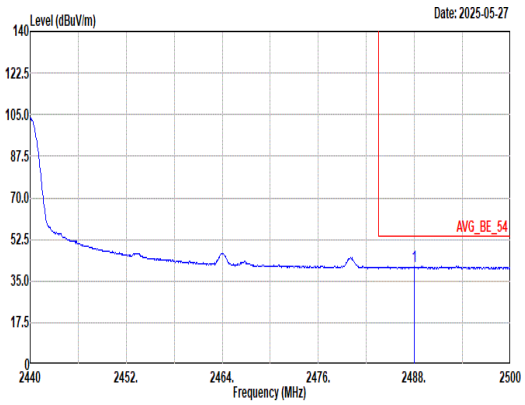 Site : 03CH22-HY Condition: AVG_BE_54 3m 9120D_02038_240729 HORIZONTAL : RBW:1000.000kHz VBW:1.000kHz SWT:Auto Limit Read Ant Cable Preamp Aux APos TPos Freq Level Line Margin Level Factor Loss Factor Factor Remark MHz dBuV/m dBuV/m dB dBuV dB/m dB dB dB cm deg 1 2487.94 41.20 54.00 -12.80 28.42 27.78 8.19 32.65 9.46 100 359 Average	Blank

Mode	11	
	Band Edge - L	
	2400-2483.5_Bluetooth-LE GFSK_CH19_2440MHz	
ANT	1	
Pol.	Vertical	Fundamental
Peak	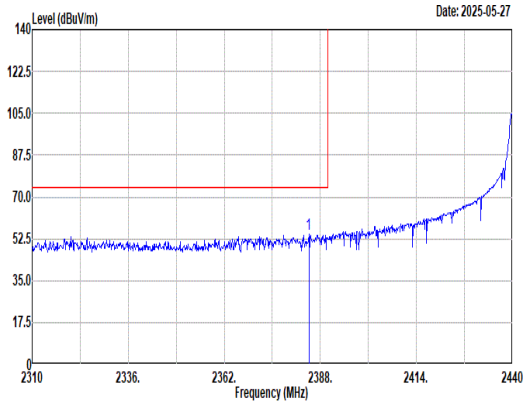 Site : 03CH22-HY Condition: PEAK_BE_74 3m 9120D_02038_240729 VERTICAL : RBW:1000.000kHz VBW:3000.000kHz SWT:Auto Freq Level Limit Line Margin Read Level Ant Factor Cable Loss Preamp Factor Aux Factor APos TPos Remark MHz dBuV/m dBuV/m dB dBuV dB/m dB dB dB cm deg 1 2384.88 54.25 74.00 -19.75 41.98 27.35 8.06 32.58 9.44 392 105 Peak	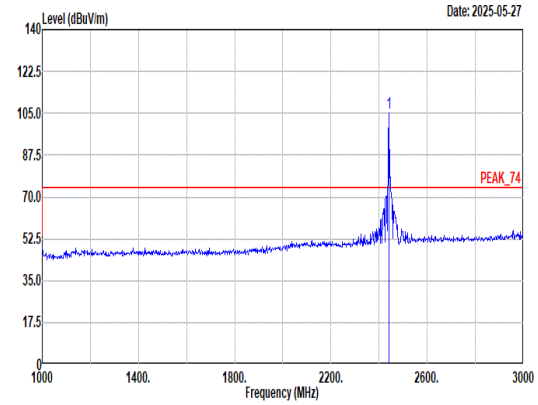 Site : 03CH22-HY Condition: PEAK_74 3m 9120D_02038_240729 VERTICAL : RBW:1000.000kHz VBW:3000.000kHz SWT:Auto Freq Level Limit Line Margin Read Level Ant Factor Cable Loss Preamp Factor Aux Factor APos TPos Remark MHz dBuV/m dBuV/m dB dBuV dB/m dB dB dB cm deg 1 2440.00 105.06 ------ ------ 92.50 27.60 8.13 32.62 9.45 392 105 Peak
Avg	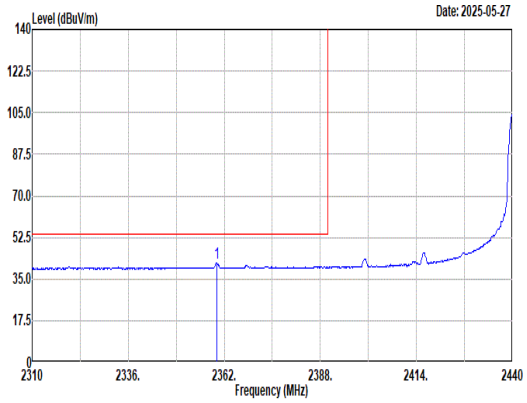 Site : 03CH22-HY Condition: AVG_BE_54 3m 9120D_02038_240729 VERTICAL : RBW:1000.000kHz VBW:1.000kHz SWT:Auto Freq Level Limit Line Margin Read Level Ant Factor Cable Loss Preamp Factor Aux Factor APos TPos Remark MHz dBuV/m dBuV/m dB dBuV dB/m dB dB dB cm deg 1 2359.92 41.82 54.00 -12.18 29.64 27.30 8.02 32.57 9.43 392 105 Average	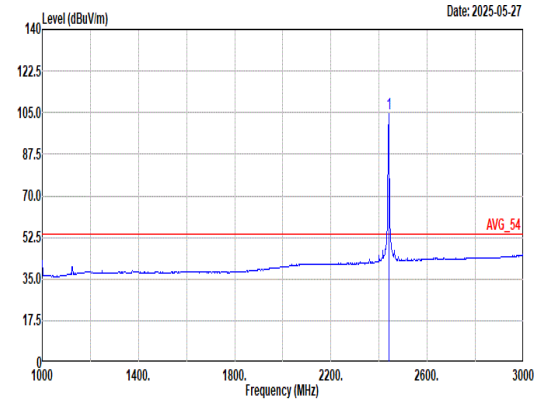 Site : 03CH22-HY Condition: AVG_54 3m 9120D_02038_240729 VERTICAL : RBW:1000.000kHz VBW:1.000kHz SWT:Auto Freq Level Limit Line Margin Read Level Ant Factor Cable Loss Preamp Factor Aux Factor APos TPos Remark MHz dBuV/m dBuV/m dB dBuV dB/m dB dB dB cm deg 1 2440.00 104.45 ------ ------ 91.89 27.60 8.13 32.62 9.45 392 105 Average

Mode	11	
	Band Edge - R	
	2400-2483.5_Bluetooth-LE GFSK_CH19_2440MHz	
ANT	1	
Pol.	Vertical	Fundamental
Peak	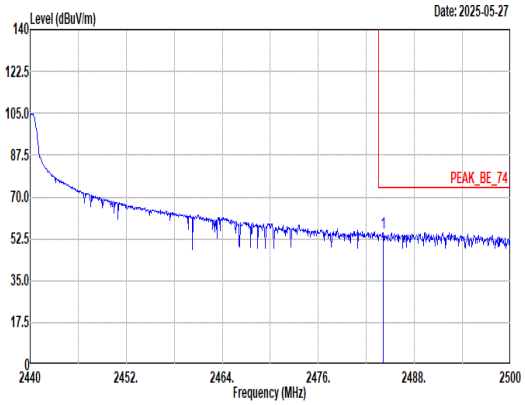 Site : 03CH22-HY Condition: PEAK_BE_74 3m 9120D_02038_240729 VERTICAL : RBW:1000.000kHz VBW:3000.000kHz SWT:Auto Limit Read Ant Cable Preamp Aux APos TPos Freq Level Line Margin Level Factor Loss Factor Factor Remark MHz dBuV/m dBuV/m dB dBuV dB/m dB dB dB cm deg 1 2484.10 55.06 74.00 -18.94 42.33 27.74 8.18 32.65 9.46 392 105 Peak	Blank
Avg	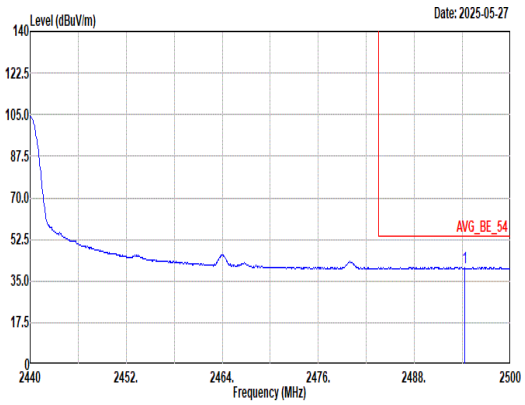 Site : 03CH22-HY Condition: AVG_BE_54 3m 9120D_02038_240729 VERTICAL : RBW:1000.000kHz VBW:1.000kHz SWT:Auto Limit Read Ant Cable Preamp Aux APos TPos Freq Level Line Margin Level Factor Loss Factor Factor Remark MHz dBuV/m dBuV/m dB dBuV dB/m dB dB dB cm deg 1 2494.24 40.84 54.00 -13.16 28.05 27.80 8.19 32.66 9.46 392 105 Average	Blank

Mode	11	
	Harmonic	
	2400-2483.5_Bluetooth-LE GFSK_CH19_2440MHz	
ANT	1	
Pol.	Horizontal	Vertical
Peak Avg	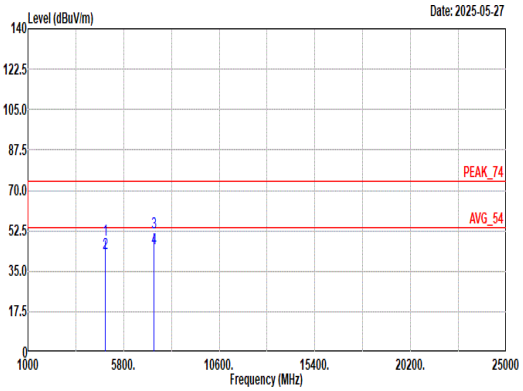 Site : 03CH22-HY Condition: PEAK_74 3m 9120D_02038_240729 HORIZONTAL 1 4880.00 48.45 74.00 -25.55 36.70 32.56 11.61 33.67 1.25 100 123 Peak 2 4880.00 42.84 54.00 -11.16 31.09 32.56 11.61 33.67 1.25 100 123 Average 3 7320.00 51.61 74.00 -22.39 36.21 36.72 14.28 36.61 1.01 303 256 Peak 4 7320.00 45.13 54.00 -8.87 29.73 36.72 14.28 36.61 1.01 303 256 Average	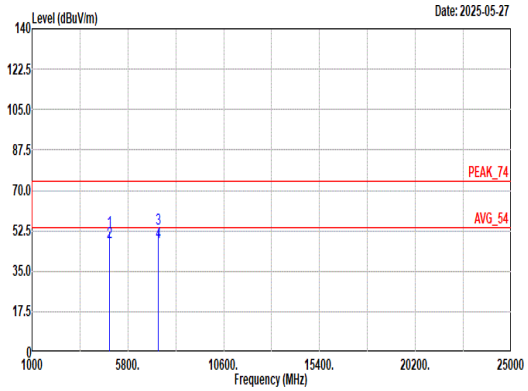 Site : 03CH22-HY Condition: PEAK_74 3m 9120D_02038_240729 VERTICAL 1 4880.00 52.28 74.00 -21.72 40.53 32.56 11.61 33.67 1.25 325 204 Peak 2 4880.00 47.38 54.00 -6.62 35.63 32.56 11.61 33.67 1.25 325 204 Average 3 7320.00 53.14 74.00 -20.86 37.74 36.72 14.28 36.61 1.01 233 198 Peak 4 7320.00 47.44 54.00 -6.56 32.04 36.72 14.28 36.61 1.01 233 198 Average

Mode	12	
	Band Edge	
	2400-2483.5_Bluetooth-LE GFSK_CH39_2480MHz	
ANT	1	
Pol.	Horizontal	Fundamental
Peak	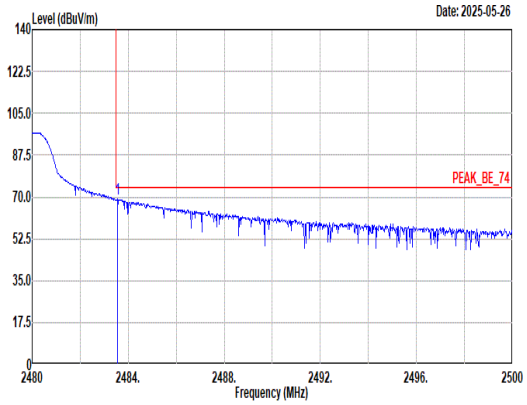 Site : 03CH22-HY Condition: PEAK_BE_74 3m 9120D_02038_240729 HORIZONTAL : RBW:1000.000kHz VBW:3000.000kHz SWT:Auto Freq Level Limit Line Margin Read Level Ant Factor Cable Loss Preamp Factor Aux Factor APos TPos Remark MHz dBuV/m dBuV/m dB dBuV dB/m dB dB dB cm deg 1 2483.56 68.97 74.00 -5.03 56.24 27.74 8.18 32.65 9.46 300 138 Peak	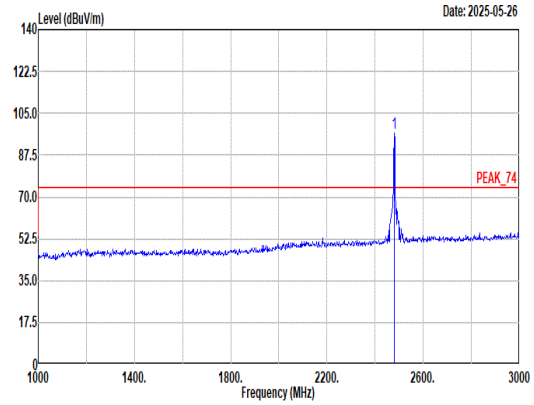 Site : 03CH22-HY Condition: PEAK_74 3m 9120D_02038_240729 HORIZONTAL : RBW:1000.000kHz VBW:3000.000kHz SWT:Auto Freq Level Limit Line Margin Read Level Ant Factor Cable Loss Preamp Factor Aux Factor APos TPos Remark MHz dBuV/m dBuV/m dB dBuV dB/m dB dB dB cm deg 1 2480.00 96.92 ------ ------ 84.23 27.70 8.18 32.65 9.46 300 138 Peak
Avg	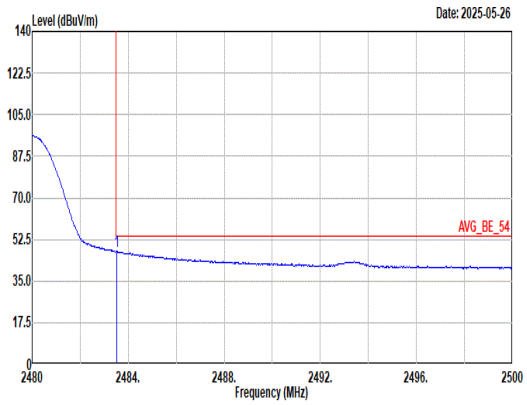 Site : 03CH22-HY Condition: AVG_BE_54 3m 9120D_02038_240729 HORIZONTAL : RBW:1000.000kHz VBW:1.000kHz SWT:Auto Freq Level Limit Line Margin Read Level Ant Factor Cable Loss Preamp Factor Aux Factor APos TPos Remark MHz dBuV/m dBuV/m dB dBuV dB/m dB dB dB cm deg 1 2483.52 47.37 54.00 -6.63 34.64 27.74 8.18 32.65 9.46 300 138 Average	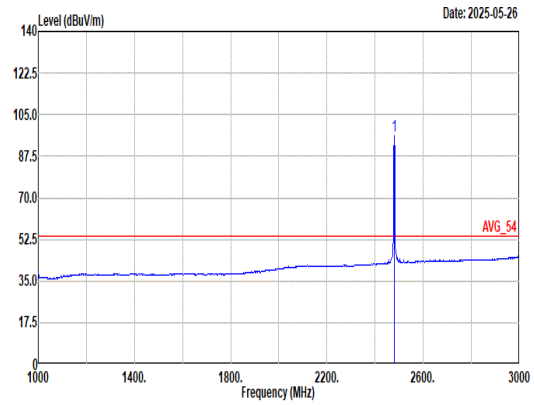 Site : 03CH22-HY Condition: AVG_54 3m 9120D_02038_240729 HORIZONTAL : RBW:1000.000kHz VBW:1.000kHz SWT:Auto Freq Level Limit Line Margin Read Level Ant Factor Cable Loss Preamp Factor Aux Factor APos TPos Remark MHz dBuV/m dBuV/m dB dBuV dB/m dB dB dB cm deg 1 2480.00 96.22 ------ ------ 83.53 27.70 8.18 32.65 9.46 300 138 Average

Mode	12	
	Band Edge	
	2400-2483.5_Bluetooth-LE GFSK_CH39_2480MHz	
ANT	1	
Pol.	Vertical	Fundamental
Peak	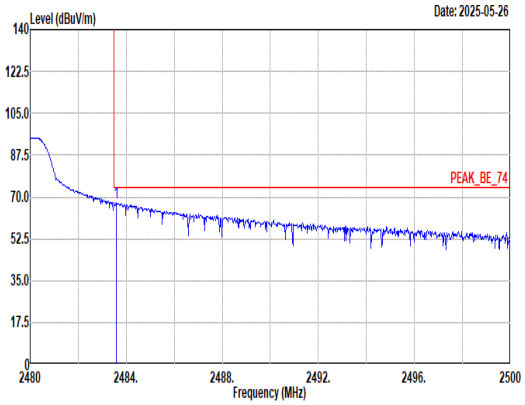 Site : 03CH22-HY Condition: PEAK_BE_74 3m 9120D_02038_240729 VERTICAL : RBW:1000.000kHz VBW:3000.000kHz SWT:Auto Freq Level Limit Line Margin Read Level Ant Factor Cable Loss Preamp Factor Aux Factor APos TPos Remark MHz dBuV/m dBuV/m dB dBuV dB/m dB dB dB cm deg 1 2483.60 67.42 74.00 -6.58 54.69 27.74 8.18 32.65 9.46 200 36 Peak	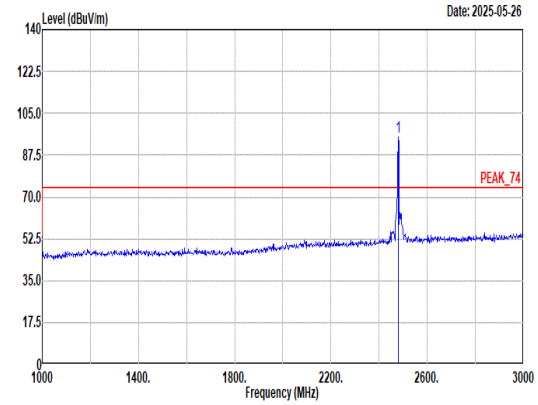 Site : 03CH22-HY Condition: PEAK_74 3m 9120D_02038_240729 VERTICAL : RBW:1000.000kHz VBW:3000.000kHz SWT:Auto Freq Level Limit Line Margin Read Level Ant Factor Cable Loss Preamp Factor Aux Factor APos TPos Remark MHz dBuV/m dBuV/m dB dBuV dB/m dB dB dB cm deg 1 2480.00 95.13 ------ ------ 82.44 27.70 8.18 32.65 9.46 200 36 Peak
Avg	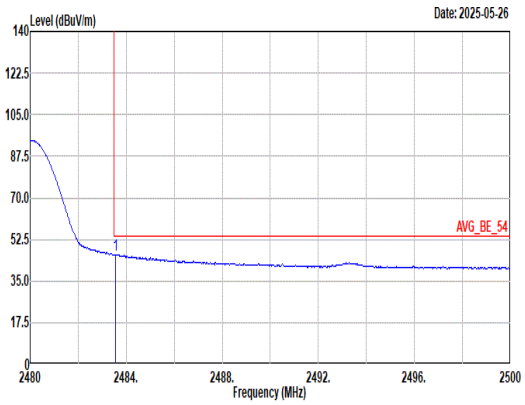 Site : 03CH22-HY Condition: AVG_BE_54 3m 9120D_02038_240729 VERTICAL : RBW:1000.000kHz VBW:1.000kHz SWT:Auto Freq Level Limit Line Margin Read Level Ant Factor Cable Loss Preamp Factor Aux Factor APos TPos Remark MHz dBuV/m dBuV/m dB dBuV dB/m dB dB dB cm deg 1 2483.54 46.05 54.00 -7.95 33.32 27.74 8.18 32.65 9.46 200 36 Average	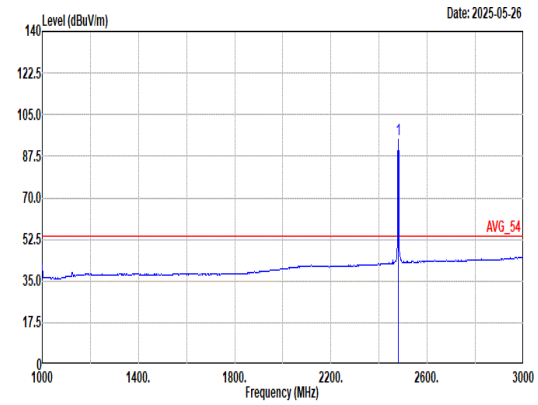 Site : 03CH22-HY Condition: AVG_54 3m 9120D_02038_240729 VERTICAL : RBW:1000.000kHz VBW:1.000kHz SWT:Auto Freq Level Limit Line Margin Read Level Ant Factor Cable Loss Preamp Factor Aux Factor APos TPos Remark MHz dBuV/m dBuV/m dB dBuV dB/m dB dB dB cm deg 1 2480.00 94.38 ------ ------ 81.69 27.70 8.18 32.65 9.46 200 36 Average

Mode	12	
	Harmonic	
	2400-2483.5_Bluetooth-LE GFSK_CH39_2480MHz	
ANT	1	
Pol.	Horizontal	Vertical
Peak Avg	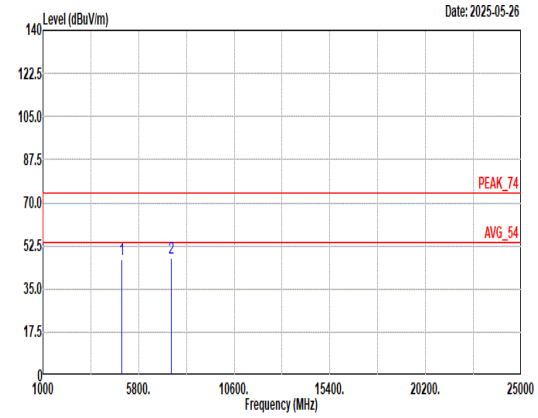 Site : 03CH22-HY Condition: PEAK_74 3m 9120D_02038_240729 HORIZONTAL Freq Level Limit Line Margin Read Level Ant Factor Cable Loss Preamp Factor Aux Factor APos TPos Remark 1 4960.00 46.86 74.00 -27.14 34.75 32.98 11.72 33.67 1.08 -- -- Peak 2 7440.00 47.50 74.00 -26.50 32.66 36.30 14.30 36.79 1.03 -- -- Peak	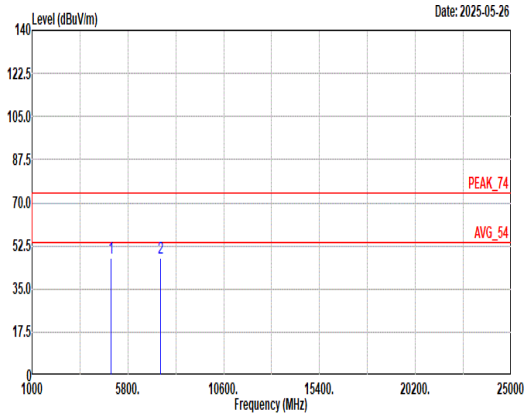 Site : 03CH22-HY Condition: PEAK_74 3m 9120D_02038_240729 VERTICAL Freq Level Limit Line Margin Read Level Ant Factor Cable Loss Preamp Factor Aux Factor APos TPos Remark 1 4960.00 47.34 74.00 -26.66 35.23 32.98 11.72 33.67 1.08 -- -- Peak 2 7440.00 47.49 74.00 -26.51 32.65 36.30 14.30 36.79 1.03 -- -- Peak

C3-1. Radiated Spurious Emission Test Modes

<1Mbps>

Mode	Band (MHz)	Antenna	Modulation	Channel	Frequency	Data Rate	RU	Remark
Mode 1	2400-2483.5	1	Bluetooth-LE GFSK	00	2402	1Mbps	-	-
Mode 2	2400-2483.5	1	Bluetooth-LE GFSK	19	2440	1Mbps	-	-
Mode 3	2400-2483.5	1	Bluetooth-LE GFSK	39	2480	1Mbps	-	-

C3-2. Summary of each worse mode

<1Mbps>

Mode	Modulation	Ch.	Freq. (MHz)	Level (dBuV/m)	Limit (dBuV/m)	Margin (dB)	Pol.	Peak Avg.	Result	RU	Remark
1	Bluetooth-LE GFSK	00	2389.95	50.15	54.00	-3.85	V	Avg.	Pass	-	Band Edge
	Bluetooth-LE GFSK	00	4804.00	46.32	54.00	-7.68	H	Avg.	Pass	-	Harmonic
2	Bluetooth-LE GFSK	19	2359.92	43.92	54.00	-10.08	V	Avg.	Pass	-	Band Edge
	Bluetooth-LE GFSK	19	4880.00	48.04	54.00	-5.96	H	Avg.	Pass	-	Harmonic
3	Bluetooth-LE GFSK	39	2483.60	50.00	54.00	-4.00	H	Avg.	Pass	-	Band Edge
	Bluetooth-LE GFSK	39	4960.00	44.82	54.00	-9.18	H	Avg.	Pass	-	Harmonic

<1Mbps>

Mode	1	
	Band Edge	
	2400-2483.5_Bluetooth-LE GFSK_CH00_2402MHz	
ANT	1	
Pol.	Horizontal	Fundamental
Peak	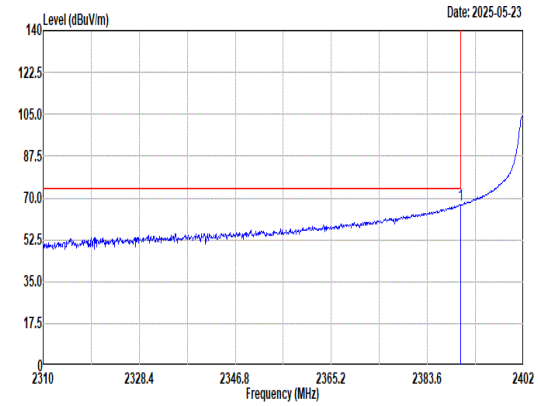 Site : 03CH22-HY Condition: PEAK_BE_74 3m 9120D_02038_240729 HORIZONTAL : RBW:1000.000kHz VBW:3000.000kHz SWT:Auto 1 2389.95 67.23 74.00 -6.77 54.92 27.40 8.06 32.59 9.44 268 42 Peak	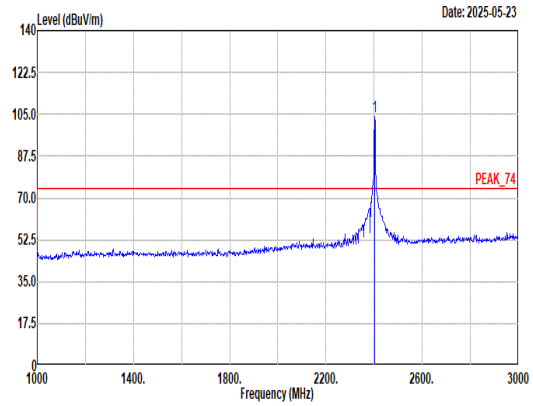 Site : 03CH22-HY Condition: PEAK_74 3m 9120D_02038_240729 HORIZONTAL : RBW:1000.000kHz VBW:3000.000kHz SWT:Auto 1 2402.00 104.26 ------ ------ 91.92 27.42 8.08 32.60 9.44 268 42 Peak
Avg	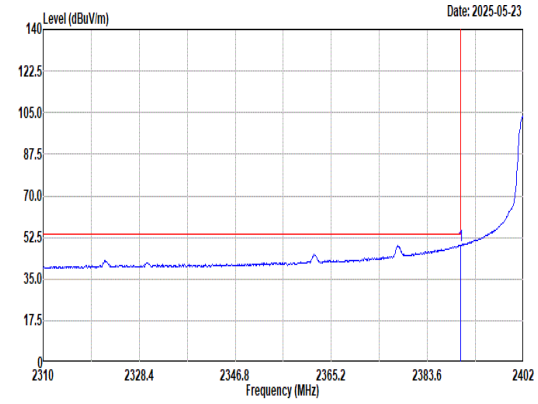 Site : 03CH22-HY Condition: AVG_BE_54 3m 9120D_02038_240729 HORIZONTAL : RBW:1000.000kHz VBW:2.700kHz SWT:Auto 1 2389.95 49.22 54.00 -4.78 36.91 27.40 8.06 32.59 9.44 268 42 Average	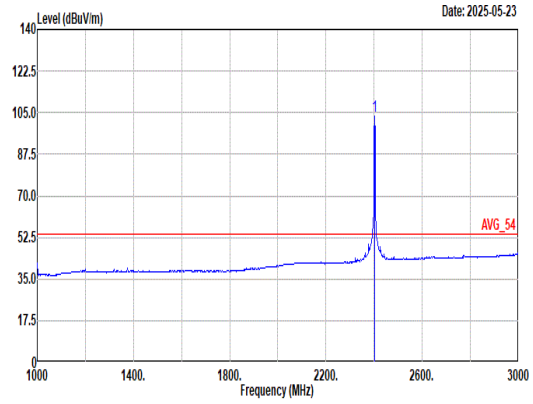 Site : 03CH22-HY Condition: AVG_54 3m 9120D_02038_240729 HORIZONTAL : RBW:1000.000kHz VBW:2.700kHz SWT:Auto 1 2402.00 103.74 ------ ------ 91.40 27.42 8.08 32.60 9.44 268 42 Average

Mode	1	
	Band Edge	
	2400-2483.5_Bluetooth-LE GFSK_CH00_2402MHz	
ANT	1	
Pol.	Vertical	Fundamental
Peak	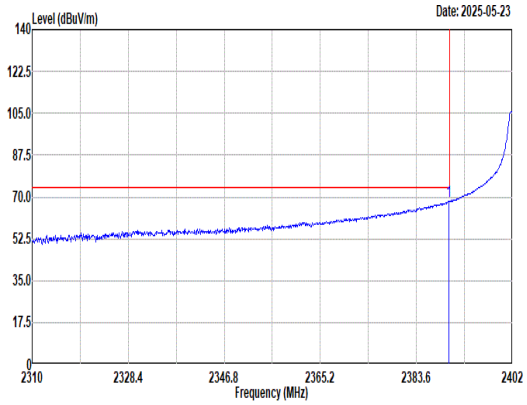 Site : 03CH22-HY Condition: PEAK_BE_74 3m 9120D_02038_240729 VERTICAL : RBW:1000.000kHz VBW:3000.000kHz SWT:Auto Freq Level Limit Line Margin Read Level Ant Factor Cable Loss Preamp Factor Aux Factor APos TPos Remark MHz dBuV/m dBuV/m dB dBuV dB/m dB dB dB cm deg 1 2389.86 68.02 74.00 -5.98 55.71 27.40 8.06 32.59 9.44 219 0 Peak	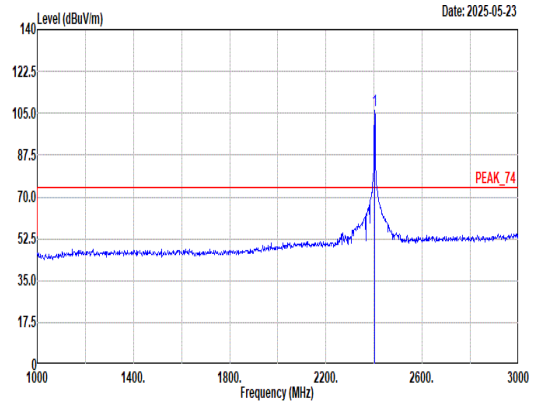 Site : 03CH22-HY Condition: PEAK_74 3m 9120D_02038_240729 VERTICAL : RBW:1000.000kHz VBW:3000.000kHz SWT:Auto Freq Level Limit Line Margin Read Level Ant Factor Cable Loss Preamp Factor Aux Factor APos TPos Remark MHz dBuV/m dBuV/m dB dBuV dB/m dB dB dB cm deg 1 2402.00 106.14 ------ ------ 93.80 27.42 8.08 32.60 9.44 219 0 Peak
Avg	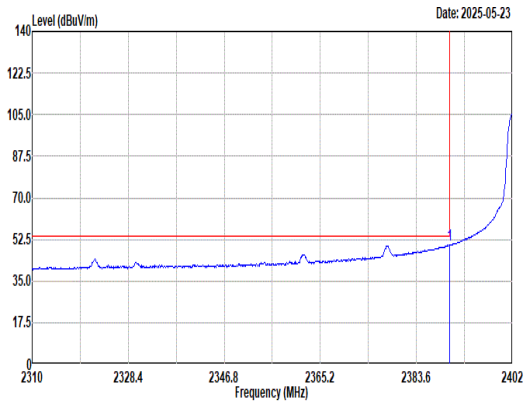 Site : 03CH22-HY Condition: AVG_BE_54 3m 9120D_02038_240729 VERTICAL : RBW:1000.000kHz VBW:2.700kHz SWT:Auto Freq Level Limit Line Margin Read Level Ant Factor Cable Loss Preamp Factor Aux Factor APos TPos Remark MHz dBuV/m dBuV/m dB dBuV dB/m dB dB dB cm deg 1 2389.95 50.15 54.00 -3.85 37.84 27.40 8.06 32.59 9.44 219 0 Average	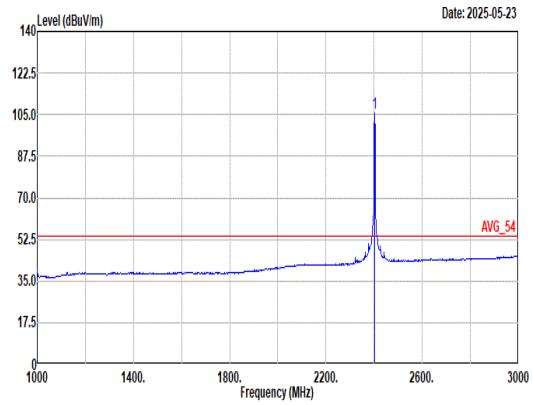 Site : 03CH22-HY Condition: AVG_54 3m 9120D_02038_240729 VERTICAL : RBW:1000.000kHz VBW:2.700kHz SWT:Auto Freq Level Limit Line Margin Read Level Ant Factor Cable Loss Preamp Factor Aux Factor APos TPos Remark MHz dBuV/m dBuV/m dB dBuV dB/m dB dB dB cm deg 1 2402.00 105.51 ------ ------ 93.17 27.42 8.08 32.60 9.44 219 0 Average

Mode	1	
	Harmonic	
	2400-2483.5_Bluetooth-LE GFSK_CH00_2402MHz	
ANT	1	
Pol.	Horizontal	Vertical
Peak Avg	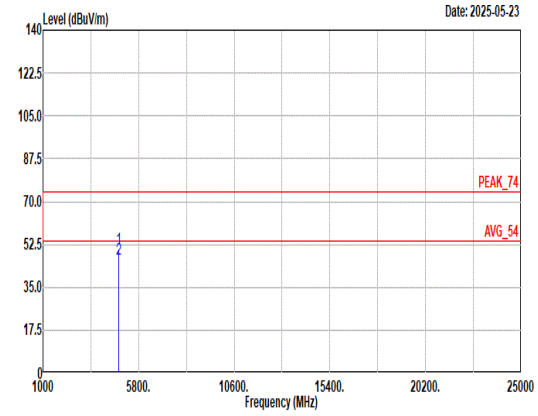 Site : 03CH22-HY Condition: PEAK_74 3m 9120D_02038_240729 HORIZONTAL Freq Level Limit Line Margin Read Level Ant Factor Cable Loss Preamp Factor Aux Factor APos TPos Remark MHz dBuV/m dBuV/m dB dBuV dB/m dB dB dB cm deg 1 4804.00 50.81 74.00 -23.19 39.24 32.32 11.51 33.67 1.41 222 162 Peak 2 4804.00 46.32 54.00 -7.68 34.75 32.32 11.51 33.67 1.41 222 162 Average	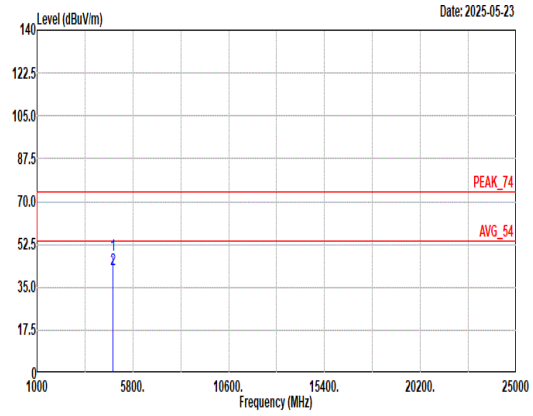 Site : 03CH22-HY Condition: PEAK_74 3m 9120D_02038_240729 VERTICAL Freq Level Limit Line Margin Read Level Ant Factor Cable Loss Preamp Factor Aux Factor APos TPos Remark MHz dBuV/m dBuV/m dB dBuV dB/m dB dB dB cm deg 1 4804.00 48.34 74.00 -25.66 36.77 32.32 11.51 33.67 1.41 398 291 Peak 2 4804.00 42.13 54.00 -11.87 30.56 32.32 11.51 33.67 1.41 398 291 Average

Mode	2	
	Band Edge - L	
	2400-2483.5_Bluetooth-LE GFSK_CH19_2440MHz	
ANT	1	
Pol.	Horizontal	Fundamental
Peak	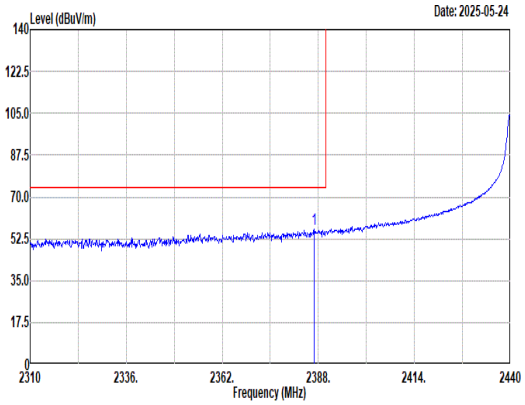 Site : 03CH22-HY Condition: PEAK_BE_74 3m 9120D_02038_240729 HORIZONTAL : RBW:1000.000kHz VBW:3000.000kHz SWT:Auto Freq Level Limit Line Margin Read Level Ant Factor Cable Loss Preamp Factor Aux Factor APos TPos Remark MHz dBuV/m dBuV/m dB dBuV dB/m dB dB dB cm deg 1 2386.83 56.31 74.00 -17.69 44.03 27.37 8.06 32.59 9.44 293 40 Peak	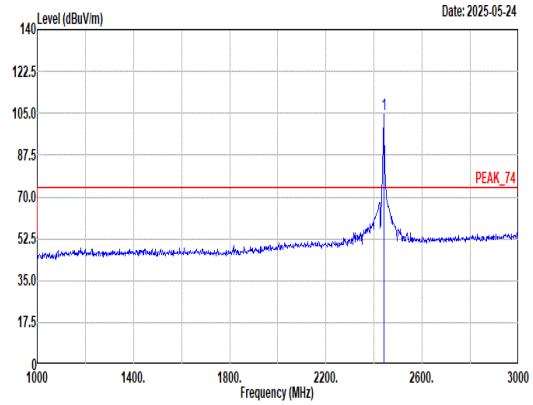 Site : 03CH22-HY Condition: PEAK_74 3m 9120D_02038_240729 HORIZONTAL : RBW:1000.000kHz VBW:3000.000kHz SWT:Auto Freq Level Limit Line Margin Read Level Ant Factor Cable Loss Preamp Factor Aux Factor APos TPos Remark MHz dBuV/m dBuV/m dB dBuV dB/m dB dB dB cm deg 1 2440.00 104.49 ------ ------ 91.93 27.60 8.13 32.62 9.45 293 40 Peak
Avg	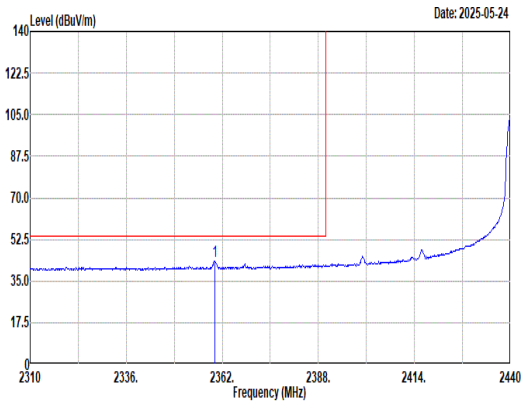 Site : 03CH22-HY Condition: AVG_BE_54 3m 9120D_02038_240729 HORIZONTAL : RBW:1000.000kHz VBW:2.700kHz SWT:Auto Freq Level Limit Line Margin Read Level Ant Factor Cable Loss Preamp Factor Aux Factor APos TPos Remark MHz dBuV/m dBuV/m dB dBuV dB/m dB dB dB cm deg 1 2359.92 43.17 54.00 -10.83 30.99 27.30 8.02 32.57 9.43 293 40 Average	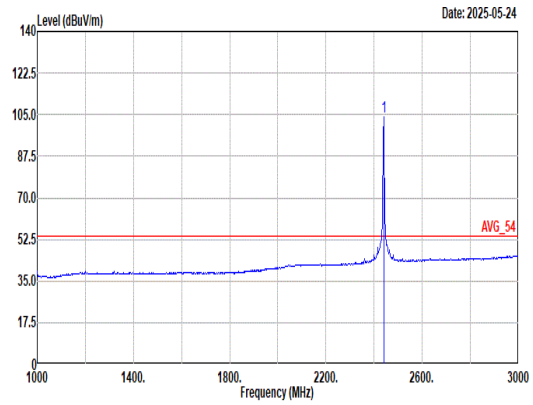 Site : 03CH22-HY Condition: AVG_54 3m 9120D_02038_240729 HORIZONTAL : RBW:1000.000kHz VBW:2.700kHz SWT:Auto Freq Level Limit Line Margin Read Level Ant Factor Cable Loss Preamp Factor Aux Factor APos TPos Remark MHz dBuV/m dBuV/m dB dBuV dB/m dB dB dB cm deg 1 2440.00 103.96 ------ ------ 91.40 27.60 8.13 32.62 9.45 293 40 Average

Mode	2	
	Band Edge - R	
	2400-2483.5_Bluetooth-LE GFSK_CH19_2440MHz	
ANT	1	
Pol.	Horizontal	Fundamental
Peak	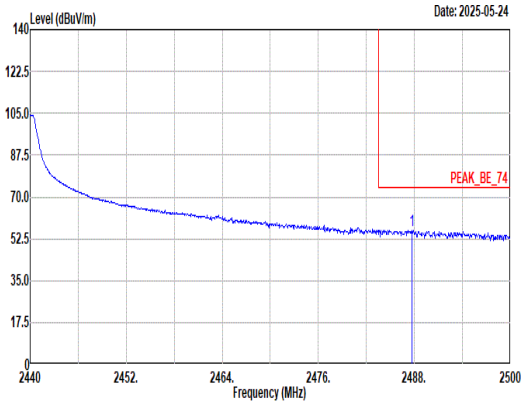 Site : 03CH22-HY Condition: PEAK_BE_74 3m 9120D_02038_240729 HORIZONTAL : RBW:1000.000kHz VBW:3000.000kHz SWT:Auto Limit Read Ant Cable Preamp Aux APos TPos Freq Level Line Margin Level Factor Loss Factor Factor Remark MHz dBuV/m dBuV/m dB dBuV dB/m dB dB dB cm deg 1 2487.70 56.21 74.00 -17.79 43.43 27.78 8.19 32.65 9.46 293 40 Peak	Blank
Avg	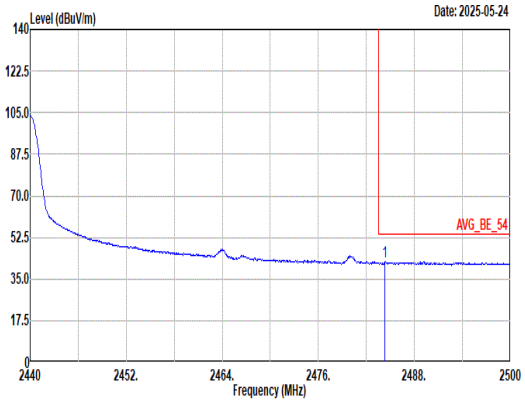 Site : 03CH22-HY Condition: AVG_BE_54 3m 9120D_02038_240729 HORIZONTAL : RBW:1000.000kHz VBW:2.700kHz SWT:Auto Limit Read Ant Cable Preamp Aux APos TPos Freq Level Line Margin Level Factor Loss Factor Factor Remark MHz dBuV/m dBuV/m dB dBuV dB/m dB dB dB cm deg 1 2484.34 42.29 54.00 -11.71 29.56 27.74 8.18 32.65 9.46 293 40 Average	Blank

Mode	2	
	Band Edge - L	
	2400-2483.5_Bluetooth-LE GFSK_CH19_2440MHz	
ANT	1	
Pol.	Vertical	Fundamental
Peak	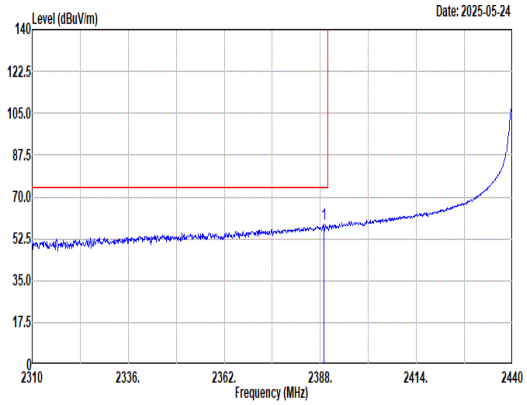 Site : 03CH22-HY Condition: PEAK_BE_74 3m 9120D_02038_240729 VERTICAL : RBW:1000.000kHz VBW:3000.000kHz SWT:Auto Freq Level Limit Line Margin Read Level Ant Factor Cable Loss Preamp Factor Aux Factor APos TPos Remark MHz dBuV/m dBuV/m dB dBuV dB/m dB dB dB cm deg 1 2388.91 58.38 74.00 -15.62 46.08 27.39 8.06 32.59 9.44 196 360 Peak	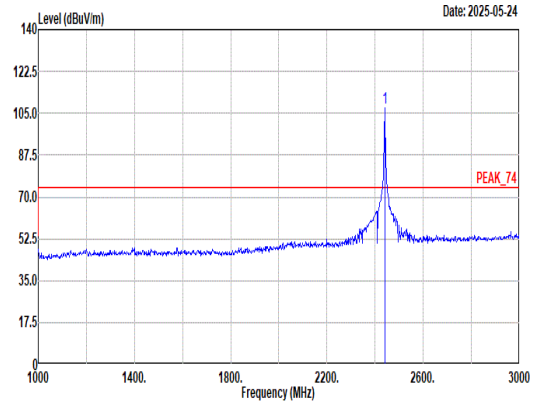 Site : 03CH22-HY Condition: PEAK_74 3m 9120D_02038_240729 VERTICAL : RBW:1000.000kHz VBW:3000.000kHz SWT:Auto Freq Level Limit Line Margin Read Level Ant Factor Cable Loss Preamp Factor Aux Factor APos TPos Remark MHz dBuV/m dBuV/m dB dBuV dB/m dB dB dB cm deg 1 2440.00 107.01 ------ ------ 94.45 27.60 8.13 32.62 9.45 196 360 Peak
Avg	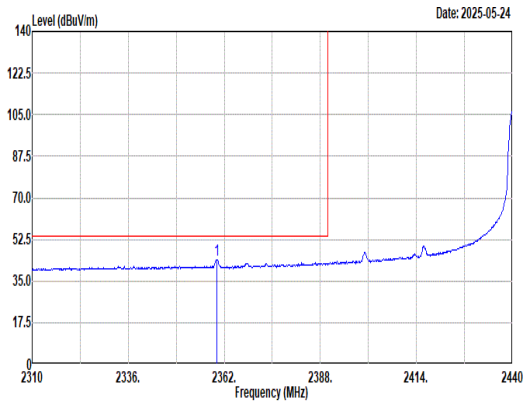 Site : 03CH22-HY Condition: AVG_BE_54 3m 9120D_02038_240729 VERTICAL : RBW:1000.000kHz VBW:2.700kHz SWT:Auto Freq Level Limit Line Margin Read Level Ant Factor Cable Loss Preamp Factor Aux Factor APos TPos Remark MHz dBuV/m dBuV/m dB dBuV dB/m dB dB dB cm deg 1 2359.92 43.92 54.00 -10.08 31.74 27.30 8.02 32.57 9.43 196 360 Average	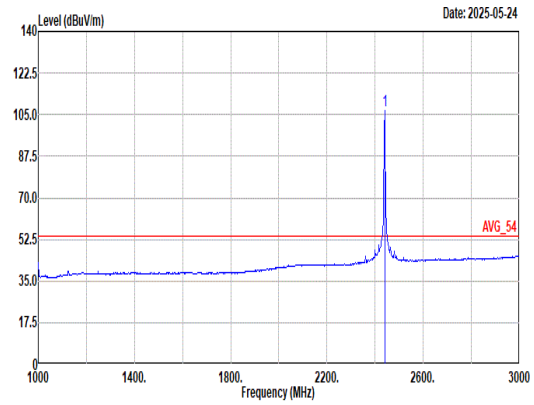 Site : 03CH22-HY Condition: AVG_54 3m 9120D_02038_240729 VERTICAL : RBW:1000.000kHz VBW:2.700kHz SWT:Auto Freq Level Limit Line Margin Read Level Ant Factor Cable Loss Preamp Factor Aux Factor APos TPos Remark MHz dBuV/m dBuV/m dB dBuV dB/m dB dB dB cm deg 1 2440.00 106.47 ------ ------ 93.91 27.60 8.13 32.62 9.45 196 360 Average

Mode	2	
	Band Edge - R	
	2400-2483.5_Bluetooth-LE GFSK_CH19_2440MHz	
ANT	1	
Pol.	Vertical	Fundamental
Peak	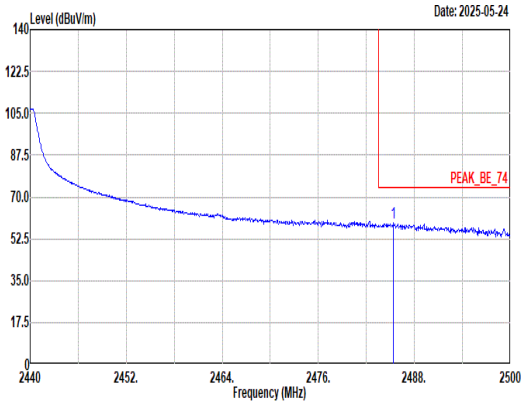 Site : 03CH22-HY Condition: PEAK_BE_74 3m 9120D_02038_240729 VERTICAL : RBW:1000.000kHz VBW:3000.000kHz SWT:Auto Limit Read Ant Cable Preamp Aux APos TPos Freq Level Line Margin Level Factor Loss Factor Factor Remark MHz dBuV/m dBuV/m dB dBuV dB/m dB dB dB cm deg 1 2485.36 59.07 74.00 -14.93 46.33 27.75 8.18 32.65 9.46 196 360 Peak	Blank
Avg	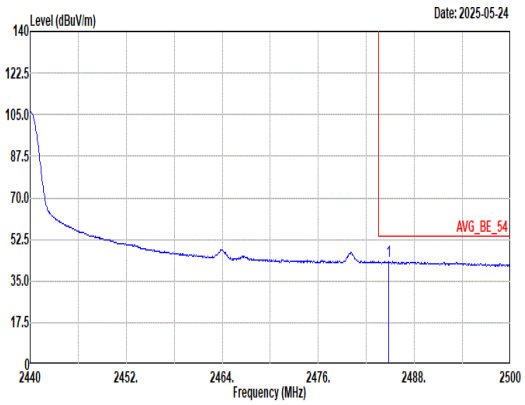 Site : 03CH22-HY Condition: AVG_BE_54 3m 9120D_02038_240729 VERTICAL : RBW:1000.000kHz VBW:2.700kHz SWT:Auto Limit Read Ant Cable Preamp Aux APos TPos Freq Level Line Margin Level Factor Loss Factor Factor Remark MHz dBuV/m dBuV/m dB dBuV dB/m dB dB dB cm deg 1 2484.82 43.47 54.00 -10.53 30.73 27.75 8.18 32.65 9.46 196 360 Average	Blank

Mode	2	
	Harmonic	
	2400-2483.5_Bluetooth-LE GFSK_CH19_2440MHz	
ANT	1	
Pol.	Horizontal	Vertical
Peak Avg	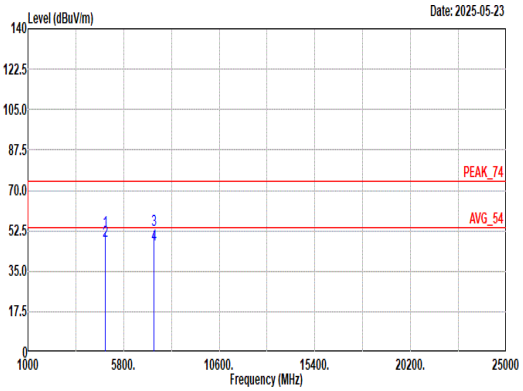 Site : 03CH22-HY Condition: PEAK_74 3m 9120D_02038_240729 HORIZONTAL 1 4880.00 52.50 74.00 -21.50 40.75 32.56 11.61 33.67 1.25 225 160 Peak 2 4880.00 48.04 54.00 -5.96 36.29 32.56 11.61 33.67 1.25 225 160 Average 3 7320.00 53.05 74.00 -20.95 37.65 36.72 14.28 36.61 1.01 196 289 Peak 4 7320.00 46.59 54.00 -7.41 31.19 36.72 14.28 36.61 1.01 196 289 Average	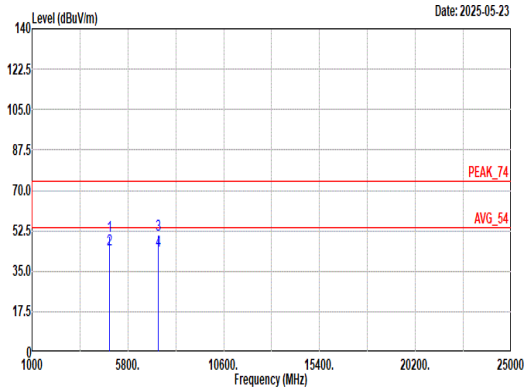 Site : 03CH22-HY Condition: PEAK_74 3m 9120D_02038_240729 VERTICAL 1 4880.00 50.33 74.00 -23.67 38.58 32.56 11.61 33.67 1.25 345 180 Peak 2 4880.00 44.22 54.00 -9.78 32.47 32.56 11.61 33.67 1.25 345 180 Average 3 7320.00 50.58 74.00 -23.42 35.18 36.72 14.28 36.61 1.01 400 8 Peak 4 7320.00 43.91 54.00 -10.09 28.51 36.72 14.28 36.61 1.01 400 8 Average

Mode	3	
	Band Edge	
	2400-2483.5_Bluetooth-LE GFSK_CH39_2480MHz	
ANT	1	
Pol.	Horizontal	Fundamental
Peak	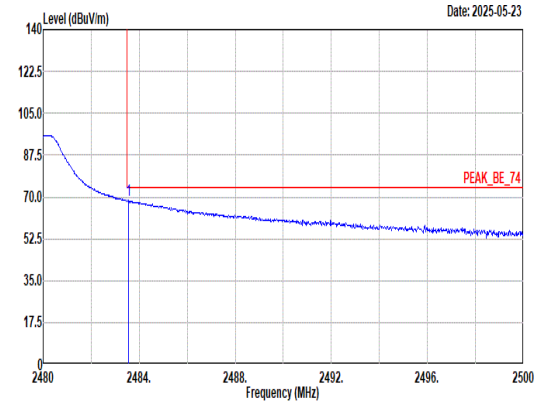 Site : 03CH22-HY Condition: PEAK_BE_74 3m 9120D_02038_240729 HORIZONTAL : RBW:1000.000kHz VBW:3000.000kHz SWT:Auto Freq Level Limit Line Margin Read Level Ant Factor Cable Loss Preamp Factor Aux Factor APos TPos Remark MHz dBuV/m dBuV/m dB dBuV dB/m dB dB dB cm deg 1 2483.56 68.52 74.00 -5.48 55.79 27.74 8.18 32.65 9.46 317 42 Peak	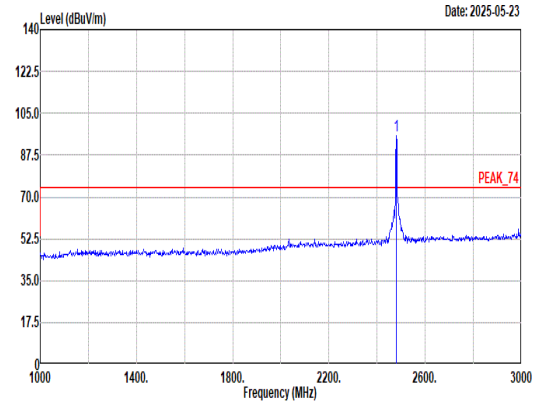 Site : 03CH22-HY Condition: PEAK_74 3m 9120D_02038_240729 HORIZONTAL : RBW:1000.000kHz VBW:3000.000kHz SWT:Auto Freq Level Limit Line Margin Read Level Ant Factor Cable Loss Preamp Factor Aux Factor APos TPos Remark MHz dBuV/m dBuV/m dB dBuV dB/m dB dB dB cm deg 1 2480.00 95.78 ------ ------ 83.09 27.70 8.18 32.65 9.46 317 42 Peak
Avg	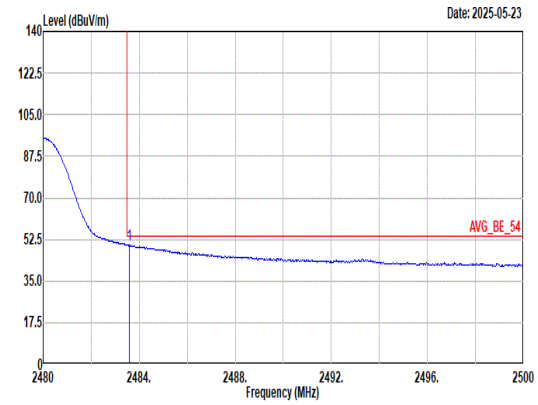 Site : 03CH22-HY Condition: AVG_BE_54 3m 9120D_02038_240729 HORIZONTAL : RBW:1000.000kHz VBW:2.700kHz SWT:Auto Freq Level Limit Line Margin Read Level Ant Factor Cable Loss Preamp Factor Aux Factor APos TPos Remark MHz dBuV/m dBuV/m dB dBuV dB/m dB dB dB cm deg 1 2483.60 50.00 54.00 -4.00 37.27 27.74 8.18 32.65 9.46 317 42 Average	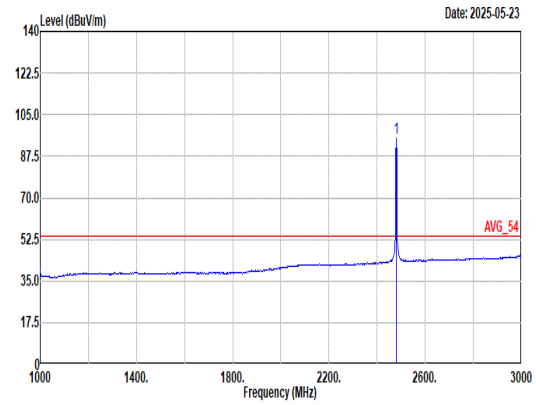 Site : 03CH22-HY Condition: AVG_54 3m 9120D_02038_240729 HORIZONTAL : RBW:1000.000kHz VBW:2.700kHz SWT:Auto Freq Level Limit Line Margin Read Level Ant Factor Cable Loss Preamp Factor Aux Factor APos TPos Remark MHz dBuV/m dBuV/m dB dBuV dB/m dB dB dB cm deg 1 2480.00 95.34 ------ ------ 82.65 27.70 8.18 32.65 9.46 317 42 Average

Mode	3	
	Band Edge	
	2400-2483.5_Bluetooth-LE GFSK_CH39_2480MHz	
ANT	1	
Pol.	Vertical	Fundamental
Peak	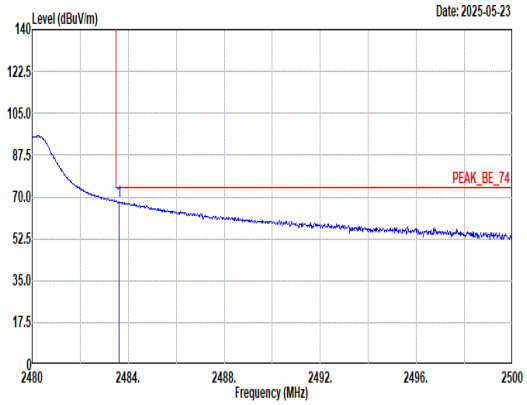 Site : 03CH22-HY Condition: PEAK_BE_74 3m 9120D_02038_240729 VERTICAL : RBW:1000.000kHz VBW:3000.000kHz SWT:Auto Freq Level Limit Line Margin Read Level Ant Factor Cable Loss Preamp Factor Aux Factor APos TPos Remark MHz dBuV/m dBuV/m dB dBuV dB/m dB dB dB cm deg 1 2483.62 68.29 74.00 -5.71 55.56 27.74 8.18 32.65 9.46 205 10 Peak	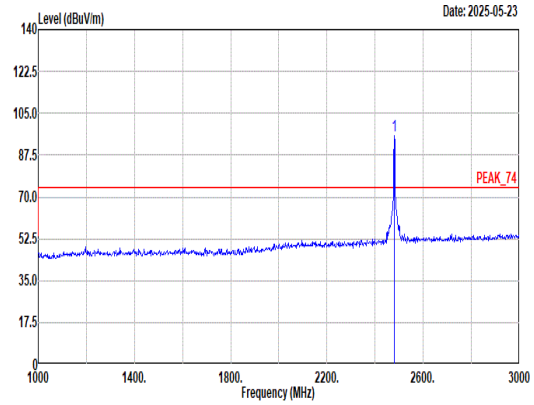 Site : 03CH22-HY Condition: PEAK_74 3m 9120D_02038_240729 VERTICAL : RBW:1000.000kHz VBW:3000.000kHz SWT:Auto Freq Level Limit Line Margin Read Level Ant Factor Cable Loss Preamp Factor Aux Factor APos TPos Remark MHz dBuV/m dBuV/m dB dBuV dB/m dB dB dB cm deg 1 2480.00 95.60 ------ ------ 82.91 27.70 8.18 32.65 9.46 205 10 Peak
Avg	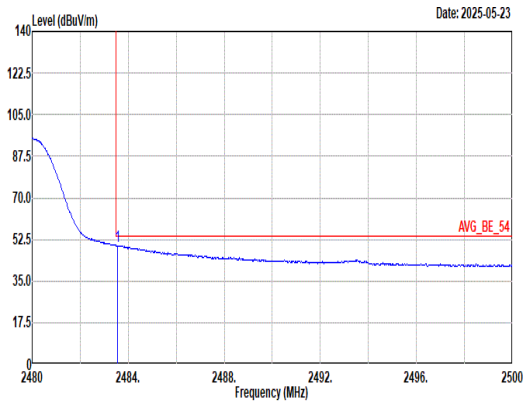 Site : 03CH22-HY Condition: AVG_BE_54 3m 9120D_02038_240729 VERTICAL : RBW:1000.000kHz VBW:2.700kHz SWT:Auto Freq Level Limit Line Margin Read Level Ant Factor Cable Loss Preamp Factor Aux Factor APos TPos Remark MHz dBuV/m dBuV/m dB dBuV dB/m dB dB dB cm deg 1 2483.54 49.84 54.00 -4.16 37.11 27.74 8.18 32.65 9.46 205 10 Average	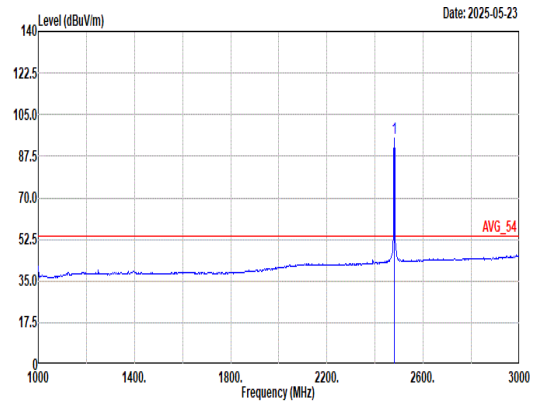 Site : 03CH22-HY Condition: AVG_54 3m 9120D_02038_240729 VERTICAL : RBW:1000.000kHz VBW:2.700kHz SWT:Auto Freq Level Limit Line Margin Read Level Ant Factor Cable Loss Preamp Factor Aux Factor APos TPos Remark MHz dBuV/m dBuV/m dB dBuV dB/m dB dB dB cm deg 1 2480.00 95.13 ------ ------ 82.44 27.70 8.18 32.65 9.46 205 10 Average

Mode	3	
	Harmonic	
	2400-2483.5_Bluetooth-LE GFSK_CH39_2480MHz	
ANT	1	
Pol.	Horizontal	Vertical
Peak Avg	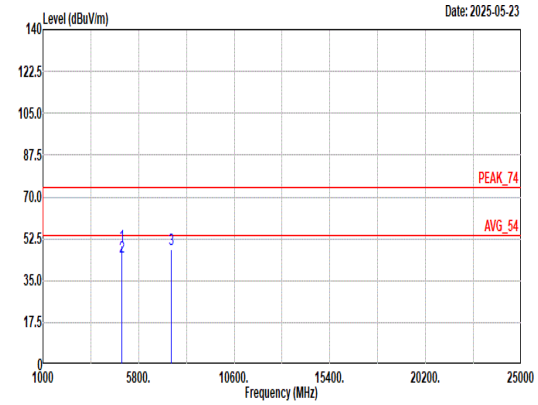 Site : 03CH22-HY Condition: PEAK_74 3m 9120D_02038_240729 HORIZONTAL Freq Level Limit Line Margin Read Level Ant Factor Cable Loss Preamp Factor Aux Factor APos TPos Remark MHz dBuV/m dBuV/m dB dBuV dB/m dB dB dB cm deg 1 4960.00 49.69 74.00 -24.31 37.58 32.98 11.72 33.67 1.08 100 146 Peak 2 4960.00 44.82 54.00 -9.18 32.71 32.98 11.72 33.67 1.08 100 146 Average 3 7440.00 47.95 74.00 -26.05 33.11 36.30 14.30 36.79 1.03 -- -- Peak	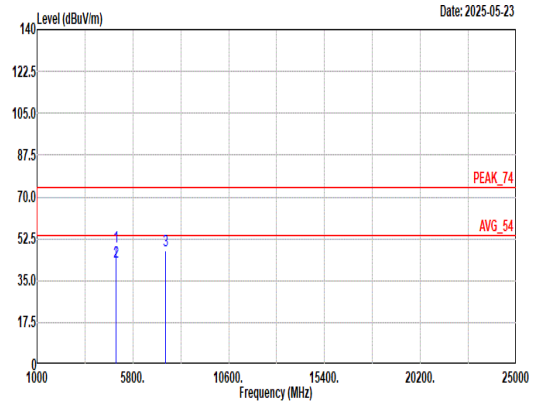 Site : 03CH22-HY Condition: PEAK_74 3m 9120D_02038_240729 VERTICAL Freq Level Limit Line Margin Read Level Ant Factor Cable Loss Preamp Factor Aux Factor APos TPos Remark MHz dBuV/m dBuV/m dB dBuV dB/m dB dB dB cm deg 1 4960.00 49.11 74.00 -24.89 37.00 32.98 11.72 33.67 1.08 334 174 Peak 2 4960.00 42.56 54.00 -11.44 30.45 32.98 11.72 33.67 1.08 334 174 Average 3 7440.00 47.74 74.00 -26.26 32.90 36.30 14.30 36.79 1.03 -- -- Peak

C4-1. Radiated Spurious Emission Test Modes

<2Mbps>

Mode	Band (MHz)	Antenna	Modulation	Channel	Frequency	Data Rate	RU	Remark
Mode 4	2400-2483.5	1	Bluetooth-LE GFSK	01	2404	2Mbps	-	-
Mode 5	2400-2483.5	1	Bluetooth-LE GFSK	19	2440	2Mbps	-	-
Mode 6	2400-2483.5	1	Bluetooth-LE GFSK	38	2478	2Mbps	-	-
Mode 13	2400-2483.5	1	Bluetooth-LE GFSK	38	2478	2Mbps	-	LF

C4-2. Summary of each worse mode

<2Mbps>

Mode	Modulation	Ch.	Freq. (MHz)	Level (dBuV/m)	Limit (dBuV/m)	Margin (dB)	Pol.	Peak Avg.	Result	RU	Remark
4	Bluetooth-LE GFSK	01	2380.50	49.12	54.00	-4.88	V	Avg.	Pass	-	Band Edge
	Bluetooth-LE GFSK	01	4808.00	44.79	54.00	-9.21	H	Avg.	Pass	-	Harmonic
5	Bluetooth-LE GFSK	19	2487.46	45.74	54.00	-8.26	V	Avg.	Pass	-	Band Edge
	Bluetooth-LE GFSK	19	4880.00	48.82	54.00	-5.18	H	Avg.	Pass	-	Harmonic
6	Bluetooth-LE GFSK	38	2483.52	51.70	54.00	-2.30	V	Avg.	Pass	-	Band Edge
	Bluetooth-LE GFSK	38	4956.00	48.03	54.00	-5.97	H	Avg.	Pass	-	Harmonic
13	Bluetooth-LE GFSK	38	796.30	34.45	46.00	-11.55	H	QP	Pass	-	LF

<2Mbps>

Mode	4	
	Band Edge	
	2400-2483.5_Bluetooth-LE GFSK_CH01_2404MHz	
ANT	1	
Pol.	Horizontal	Fundamental
Peak	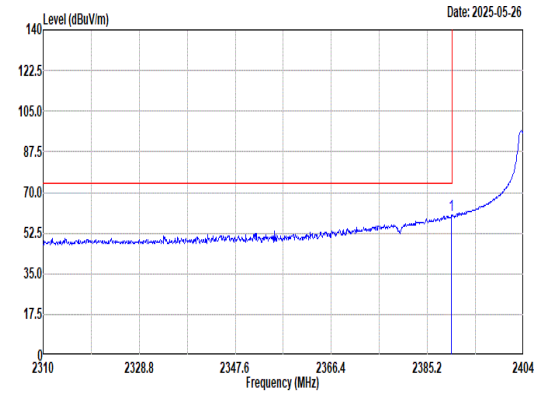 Site : 03CH22-HY Condition: PEAK_BE_74 3m 9120D_02038_240729 HORIZONTAL : RBW:1000.000kHz VBW:3000.000kHz SWT:Auto Freq Level Limit Line Margin Read Level Ant Factor Cable Loss Preamp Factor Aux Factor APos Remark TPos MHz dBuV/m dBuV/m dB dBuV dB/m dB dB dB cm deg 1 2389.90 60.07 74.00 -13.93 47.76 27.40 8.06 32.59 9.44 313 36 PEAK	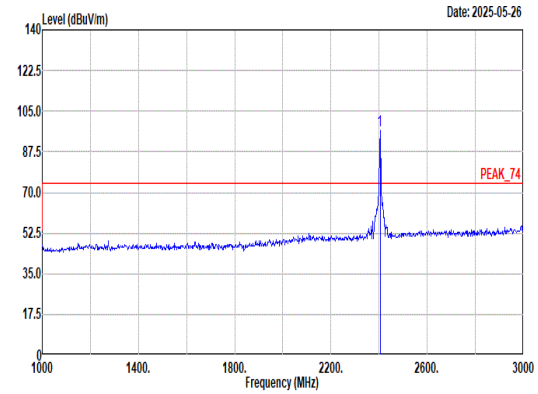 Site : 03CH22-HY Condition: PEAK_74 3m 9120D_02038_240729 HORIZONTAL : RBW:1000.000kHz VBW:3000.000kHz SWT:Auto Freq Level Limit Line Margin Read Level Ant Factor Cable Loss Preamp Factor Aux Factor APos Remark TPos MHz dBuV/m dBuV/m dB dBuV dB/m dB dB dB cm deg 1 2404.00 96.69 ------ ------ 84.33 27.44 8.08 32.60 9.44 313 36 PEAK
Avg	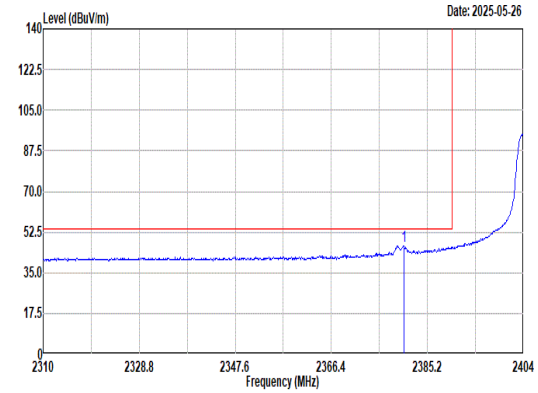 Site : 03CH22-HY Condition: AVG_BE_54 3m 9120D_02038_240729 HORIZONTAL : RBW:1000.000kHz VBW:5.600kHz SWT:Auto Freq Level Limit Line Margin Read Level Ant Factor Cable Loss Preamp Factor Aux Factor APos Remark TPos MHz dBuV/m dBuV/m dB dBuV dB/m dB dB dB cm deg 1 2380.59 46.44 54.00 -7.56 34.22 27.31 8.05 32.58 9.44 313 36 AVERAGE	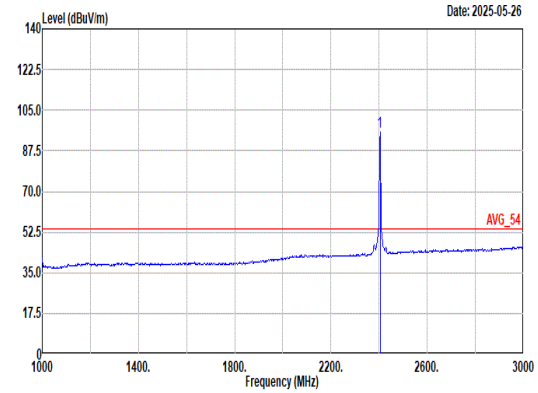 Site : 03CH22-HY Condition: AVG_54 3m 9120D_02038_240729 HORIZONTAL : RBW:1000.000kHz VBW:5.600kHz SWT:Auto Freq Level Limit Line Margin Read Level Ant Factor Cable Loss Preamp Factor Aux Factor APos Remark TPos MHz dBuV/m dBuV/m dB dBuV dB/m dB dB dB cm deg 1 2404.00 95.36 ------ ------ 83.00 27.44 8.08 32.60 9.44 313 36 AVERAGE

Mode	4	
	Band Edge	
	2400-2483.5_Bluetooth-LE GFSK_CH01_2404MHz	
ANT	1	
Pol.	Vertical	Fundamental
Peak	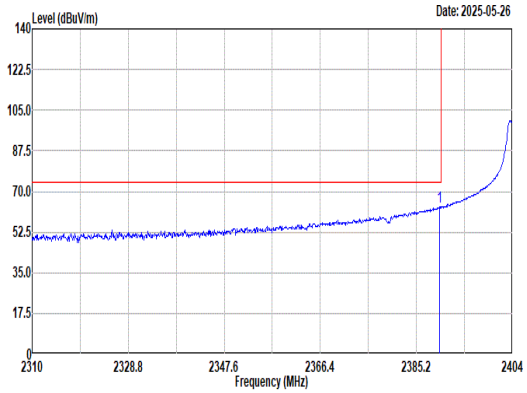 Site : 03CH22-HY Condition: PEAK_BE_74 3m 9120D_02038_240729 VERTICAL : RBW:1000.000kHz VBW:3000.000kHz SWT:Auto Freq Level Limit Line Margin Read Level Ant Factor Cable Loss Preamp Factor Aux Factor APos TPos Remark MHz dBuV/m dBuV/m dB dBuV dB/m dB dB dB cm deg 1 2389.71 63.15 74.00 -10.85 50.84 27.40 8.06 32.59 9.44 261 277 PEAK	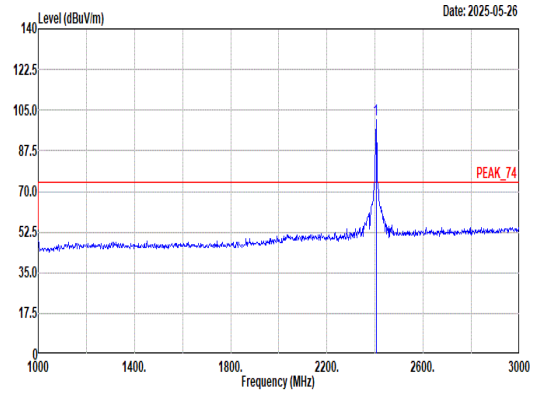 Site : 03CH22-HY Condition: PEAK_74 3m 9120D_02038_240729 VERTICAL : RBW:1000.000kHz VBW:3000.000kHz SWT:Auto Freq Level Limit Line Margin Read Level Ant Factor Cable Loss Preamp Factor Aux Factor APos TPos Remark MHz dBuV/m dBuV/m dB dBuV dB/m dB dB dB cm deg 1 2404.00 100.67 ------ ------ 88.31 27.44 8.08 32.60 9.44 261 277 PEAK
Avg	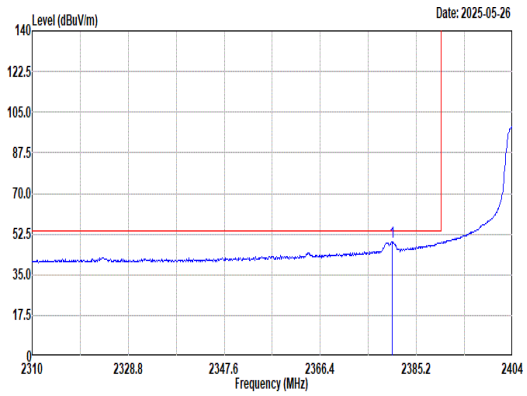 Site : 03CH22-HY Condition: AVG_BE_54 3m 9120D_02038_240729 VERTICAL : RBW:1000.000kHz VBW:5.600kHz SWT:Auto Freq Level Limit Line Margin Read Level Ant Factor Cable Loss Preamp Factor Aux Factor APos TPos Remark MHz dBuV/m dBuV/m dB dBuV dB/m dB dB dB cm deg 1 2380.50 49.12 54.00 -4.88 36.90 27.31 8.05 32.58 9.44 261 277 AVERAGE	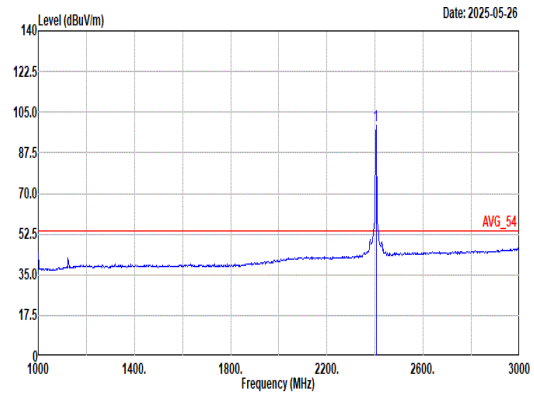 Site : 03CH22-HY Condition: AVG_54 3m 9120D_02038_240729 VERTICAL : RBW:1000.000kHz VBW:5.600kHz SWT:Auto Freq Level Limit Line Margin Read Level Ant Factor Cable Loss Preamp Factor Aux Factor APos TPos Remark MHz dBuV/m dBuV/m dB dBuV dB/m dB dB dB cm deg 1 2404.00 99.32 ------ ------ 86.96 27.44 8.08 32.60 9.44 261 277 AVERAGE

Mode	4	
	Harmonic	
	2400-2483.5_Bluetooth-LE GFSK_CH01_2404MHz	
ANT	1	
Pol.	Horizontal	Vertical
Peak Avg	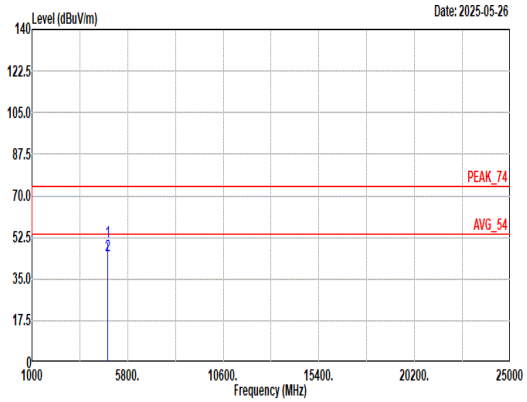 Site : 03CH22-HY Condition: PEAK_74 3m 9120D_02038_240729 HORIZONTAL Freq Level Limit Line Margin Read Level Ant Factor Cable Loss Preamp Factor Aux Factor APos TPos Remark MHz dBuV/m dBuV/m dB dBuV dB/m dB dB dB cm deg 1 4808.00 50.46 74.00 -23.54 38.89 32.33 11.51 33.67 1.40 250 150 Peak 2 4808.00 44.79 54.00 -9.21 33.22 32.33 11.51 33.67 1.40 250 150 Average	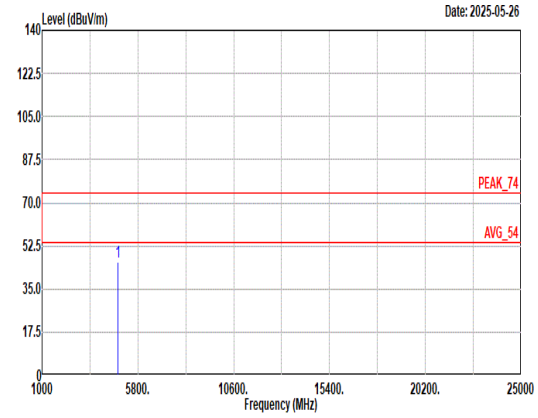 Site : 03CH22-HY Condition: PEAK_74 3m 9120D_02038_240729 VERTICAL Freq Level Limit Line Margin Read Level Ant Factor Cable Loss Preamp Factor Aux Factor APos TPos Remark MHz dBuV/m dBuV/m dB dBuV dB/m dB dB dB cm deg 1 4808.00 45.80 74.00 -28.20 34.23 32.33 11.51 33.67 1.40 -- -- Peak

Mode	5	
	Band Edge - L	
	2400-2483.5_Bluetooth-LE GFSK_CH19_2440MHz	
ANT	1	
Pol.	Horizontal	Fundamental
Peak	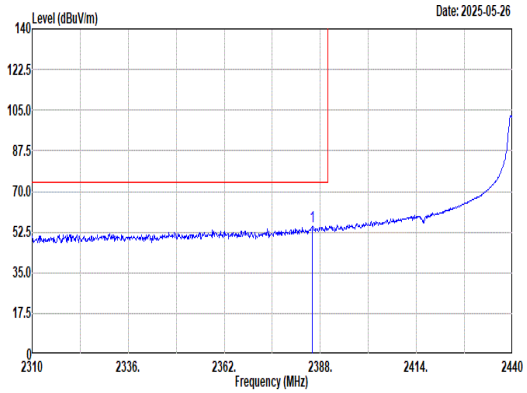 Site : 03CH22-HY Condition: PEAK_BE_74 3m 9120D_02038_240729 HORIZONTAL : RBW:1000.000kHz VBW:3000.000kHz SWT:Auto 1 2385.92 55.06 74.00 -18.94 42.78 27.36 8.06 32.58 9.44 236 31 PEAK	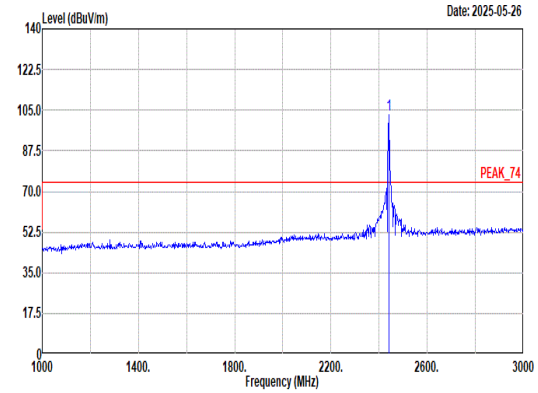 Site : 03CH22-HY Condition: PEAK_74 3m 9120D_02038_240729 HORIZONTAL : RBW:1000.000kHz VBW:3000.000kHz SWT:Auto 1 2440.00 102.93 ------ ------ 90.37 27.60 8.13 32.62 9.45 236 31 PEAK
Avg	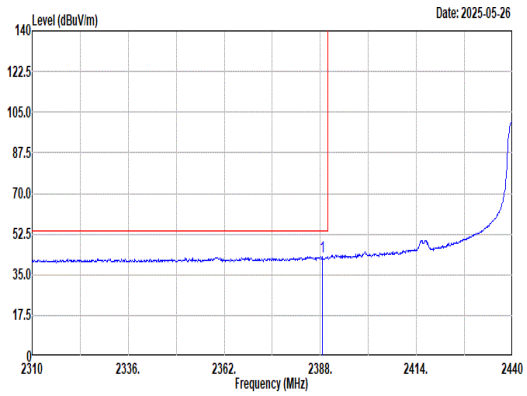 Site : 03CH22-HY Condition: AVG_BE_54 3m 9120D_02038_240729 HORIZONTAL : RBW:1000.000kHz VBW:5.600kHz SWT:Auto 1 2388.65 43.02 54.00 -10.98 30.72 27.39 8.06 32.59 9.44 236 31 AVERAGE	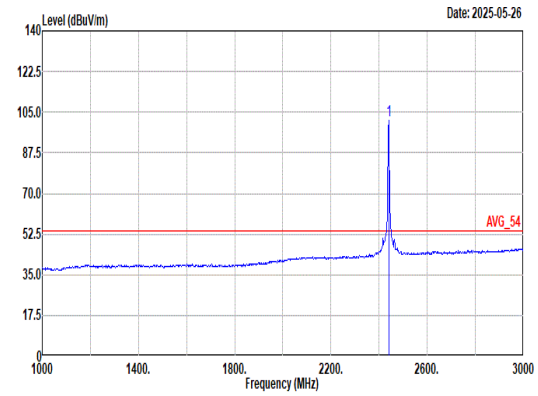 Site : 03CH22-HY Condition: AVG_54 3m 9120D_02038_240729 HORIZONTAL : RBW:1000.000kHz VBW:5.600kHz SWT:Auto 1 2440.00 101.64 ------ ------ 89.08 27.60 8.13 32.62 9.45 236 31 AVERAGE

Mode	5	
	Band Edge - R	
	2400-2483.5_Bluetooth-LE GFSK_CH19_2440MHz	
ANT	1	
Pol.	Horizontal	Fundamental
Peak	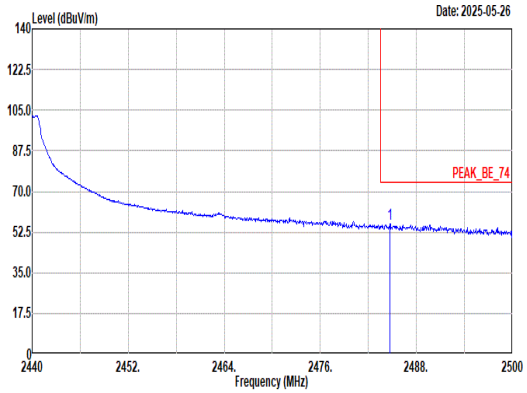 Site : 03CH22-HY Condition: PEAK_BE_74 3m 9120D_02038_240729 HORIZONTAL : RBW:1000.000kHz VBW:3000.000kHz SWT:Auto Limit Read Ant Cable Preamp Aux APos TPos Freq Level Line Margin Level Factor Loss Factor Factor Remark MHz dBuV/m dBuV/m dB dBuV dB/m dB dB dB cm deg 1 2484.70 55.75 74.00 -18.25 43.01 27.75 8.18 32.65 9.46 236 31 PEAK	Blank
Avg	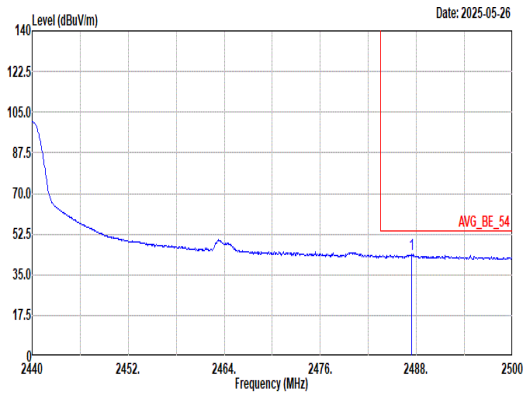 Site : 03CH22-HY Condition: AVG_BE_54 3m 9120D_02038_240729 HORIZONTAL : RBW:1000.000kHz VBW:5.600kHz SWT:Auto Limit Read Ant Cable Preamp Aux APos TPos Freq Level Line Margin Level Factor Loss Factor Factor Remark MHz dBuV/m dBuV/m dB dBuV dB/m dB dB dB cm deg 1 2487.40 43.86 54.00 -10.14 31.10 27.77 8.18 32.65 9.46 236 31 AVERAGE	Blank

Mode	5	
	Band Edge - L	
	2400-2483.5_Bluetooth-LE GFSK_CH19_2440MHz	
ANT	1	
Pol.	Vertical	Fundamental
Peak	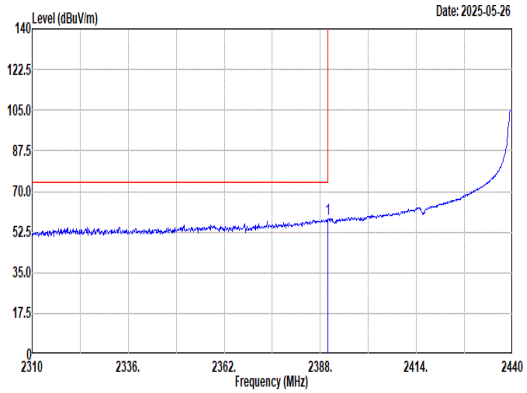 Site : 03CH22-HY Condition: PEAK_BE_74 3m 9120D_02038_240729 VERTICAL : RBW:1000.000kHz VBW:3000.000kHz SWT:Auto Freq Level Limit Line Margin Read Level Ant Factor Cable Loss Preamp Factor Aux Factor APos TPos Remark MHz dBuV/m dBuV/m dB dBuV dB/m dB dB dB cm deg 1 2389.95 57.92 74.00 -16.08 45.61 27.40 8.06 32.59 9.44 238 275 PEAK	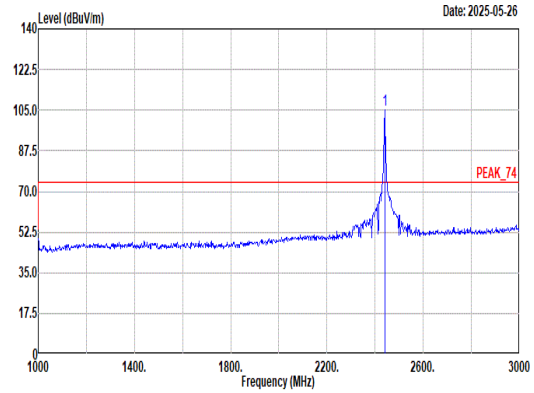 Site : 03CH22-HY Condition: PEAK_74 3m 9120D_02038_240729 VERTICAL : RBW:1000.000kHz VBW:3000.000kHz SWT:Auto Freq Level Limit Line Margin Read Level Ant Factor Cable Loss Preamp Factor Aux Factor APos TPos Remark MHz dBuV/m dBuV/m dB dBuV dB/m dB dB dB cm deg 1 2440.00 105.25 ------ ------ 92.69 27.60 8.13 32.62 9.45 238 275 PEAK
Avg	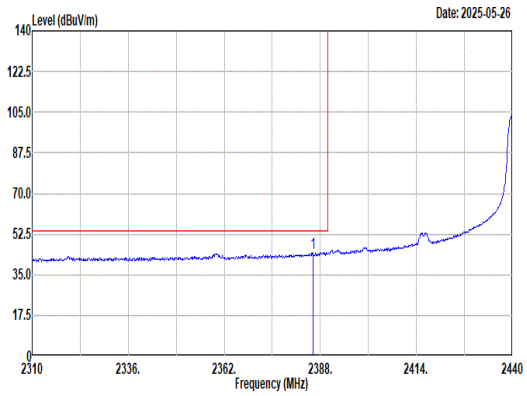 Site : 03CH22-HY Condition: AVG_BE_54 3m 9120D_02038_240729 VERTICAL : RBW:1000.000kHz VBW:5.600kHz SWT:Auto Freq Level Limit Line Margin Read Level Ant Factor Cable Loss Preamp Factor Aux Factor APos TPos Remark MHz dBuV/m dBuV/m dB dBuV dB/m dB dB dB cm deg 1 2386.05 44.33 54.00 -9.67 32.05 27.36 8.06 32.58 9.44 238 275 AVERAGE	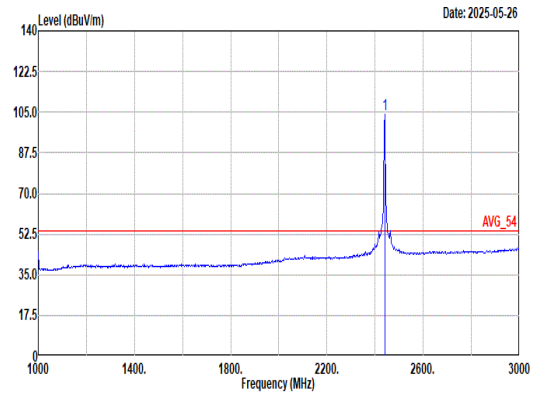 Site : 03CH22-HY Condition: AVG_54 3m 9120D_02038_240729 VERTICAL : RBW:1000.000kHz VBW:5.600kHz SWT:Auto Freq Level Limit Line Margin Read Level Ant Factor Cable Loss Preamp Factor Aux Factor APos TPos Remark MHz dBuV/m dBuV/m dB dBuV dB/m dB dB dB cm deg 1 2440.00 104.01 ------ ------ 91.45 27.60 8.13 32.62 9.45 238 275 AVERAGE

Mode	5	
	Band Edge - R	
	2400-2483.5_Bluetooth-LE GFSK_CH19_2440MHz	
ANT	1	
Pol.	Vertical	Fundamental
Peak	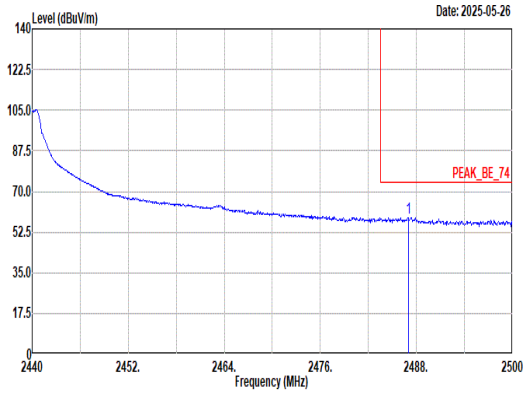 Site : 03CH22-HY Condition: PEAK_BE_74 3m 9120D_02038_240729 VERTICAL : RBW:1000.000kHz VBW:3000.000kHz SWT:Auto Limit Read Ant Cable Preamp Aux APos TPos Freq Level Line Margin Level Factor Loss Factor Factor Remark MHz dBuV/m dBuV/m dB dBuV dB/m dB dB dB cm deg 1 2486.98 58.82 74.00 -15.18 46.06 27.77 8.18 32.65 9.46 238 275 PEAK	Blank
Avg	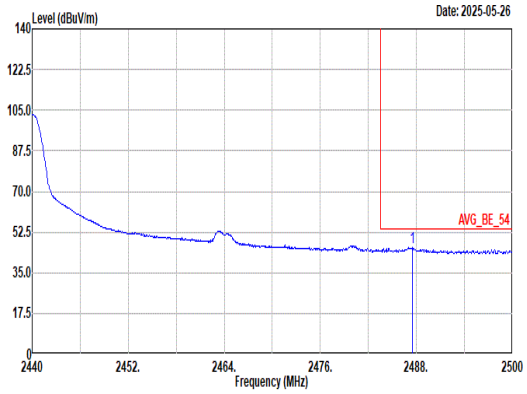 Site : 03CH22-HY Condition: AVG_BE_54 3m 9120D_02038_240729 VERTICAL : RBW:1000.000kHz VBW:5.600kHz SWT:Auto Limit Read Ant Cable Preamp Aux APos TPos Freq Level Line Margin Level Factor Loss Factor Factor Remark MHz dBuV/m dBuV/m dB dBuV dB/m dB dB dB cm deg 1 2487.46 45.74 54.00 -8.26 32.98 27.77 8.18 32.65 9.46 238 275 AVERAGE	Blank

Mode	5	
	Harmonic	
	2400-2483.5_Bluetooth-LE GFSK_CH19_2440MHz	
ANT	1	
Pol.	Horizontal	Vertical
Peak Avg	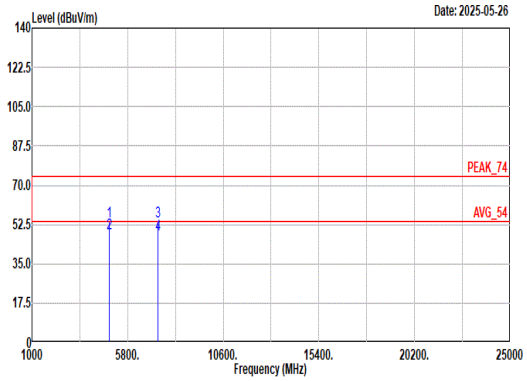 Site : 03CH22-HY Condition: PEAK_74 3m 9120D_02038_240729 HORIZONTAL Freq Level Limit Line Margin Read Level Ant Factor Cable Loss Preamp Factor Aux Factor APos TPos Remark MHz dBuV/m dBuV/m dB dBuV dB/m dB dB dB cm deg 1 4880.00 53.99 74.00 -20.01 42.24 32.56 11.61 33.67 1.25 235 150 PEAK 2 4880.00 48.82 54.00 -5.18 37.07 32.56 11.61 33.67 1.25 235 150 Average 3 7320.00 53.86 74.00 -20.14 38.46 36.72 14.28 36.61 1.01 212 138 PEAK 4 7320.00 48.00 54.00 -6.00 32.60 36.72 14.28 36.61 1.01 212 138 Average	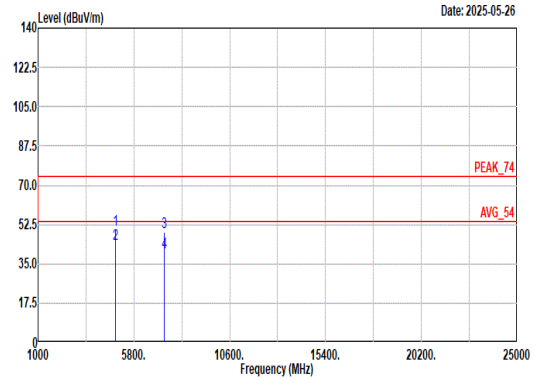 Site : 03CH22-HY Condition: PEAK_74 3m 9120D_02038_240729 VERTICAL Freq Level Limit Line Margin Read Level Ant Factor Cable Loss Preamp Factor Aux Factor APos TPos Remark MHz dBuV/m dBuV/m dB dBuV dB/m dB dB dB cm deg 1 4880.00 50.37 74.00 -23.63 38.62 32.56 11.61 33.67 1.25 370 173 PEAK 2 4880.00 43.59 54.00 -10.41 31.84 32.56 11.61 33.67 1.25 370 173 Average 3 7320.00 49.34 74.00 -24.66 33.94 36.72 14.28 36.61 1.01 -- -- PEAK 4 7320.00 40.32 54.00 -13.68 24.92 36.72 14.28 36.61 1.01 -- -- Average

Mode	6	
	Band Edge	
	2400-2483.5_Bluetooth-LE GFSK_CH38_2478MHz	
ANT	1	
Pol.	Horizontal	Fundamental
Peak	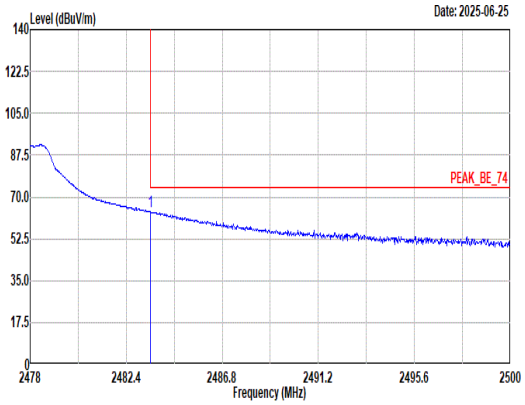 Site : 03CH22-HY Condition: PEAK_BE_74 3m DRH18-E_LE2C04A18EN_250520 HORIZONTAL : RBW:1000.000kHz VBW:3000.000kHz SWT:Auto Freq Level Limit Line Margin Read Level Ant Factor Cable Loss Preamp Factor Aux Factor APos TPos Remark MHz dBuV/m dBuV/m dB dBuV dB/m dB dB dB cm deg 1 2483.52 63.75 74.00 -10.25 52.02 26.74 8.18 32.65 9.46 223 163 Peak	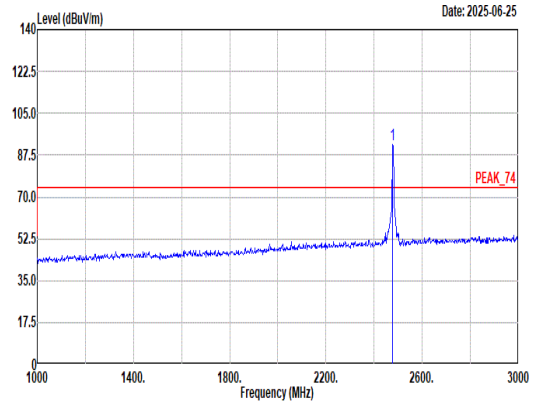 Site : 03CH22-HY Condition: PEAK_74 3m DRH18-E_LE2C04A18EN_250520 HORIZONTAL : RBW:1000.000kHz VBW:3000.000kHz SWT:Auto Freq Level Limit Line Margin Read Level Ant Factor Cable Loss Preamp Factor Aux Factor APos TPos Remark MHz dBuV/m dBuV/m dB dBuV dB/m dB dB dB cm deg 1 2478.00 92.16 ------ ------ 80.50 26.68 8.17 32.65 9.46 223 163 Peak
Avg	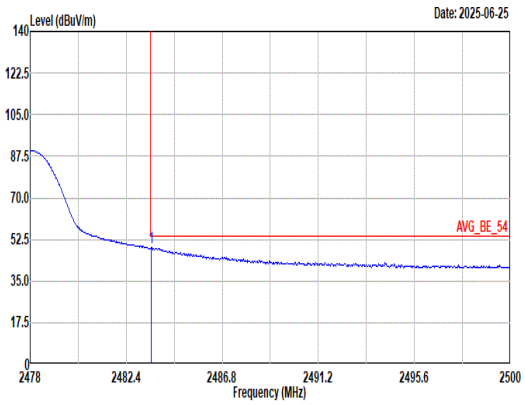 Site : 03CH22-HY Condition: AVG_BE_54 3m DRH18-E_LE2C04A18EN_250520 HORIZONTAL : RBW:1000.000kHz VBW:5.600kHz SWT:Auto Freq Level Limit Line Margin Read Level Ant Factor Cable Loss Preamp Factor Aux Factor APos TPos Remark MHz dBuV/m dBuV/m dB dBuV dB/m dB dB dB cm deg 1 2483.54 49.12 54.00 -4.88 37.39 26.74 8.18 32.65 9.46 223 163 Average	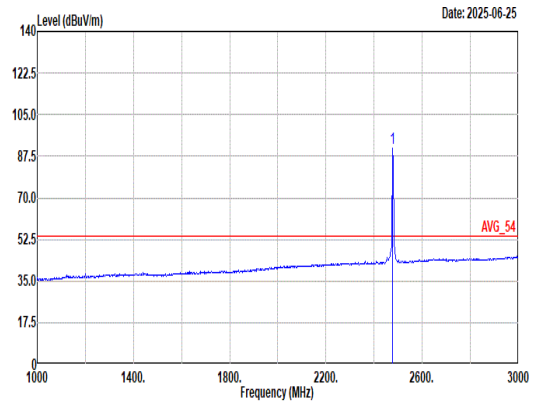 Site : 03CH22-HY Condition: AVG_54 3m DRH18-E_LE2C04A18EN_250520 HORIZONTAL : RBW:1000.000kHz VBW:5.600kHz SWT:Auto Freq Level Limit Line Margin Read Level Ant Factor Cable Loss Preamp Factor Aux Factor APos TPos Remark MHz dBuV/m dBuV/m dB dBuV dB/m dB dB dB cm deg 1 2478.00 90.74 ------ ------ 79.08 26.68 8.17 32.65 9.46 223 163 Average

Mode	6	
	Band Edge	
	2400-2483.5_Bluetooth-LE GFSK_CH38_2478MHz	
ANT	1	
Pol.	Vertical	Fundamental
Peak	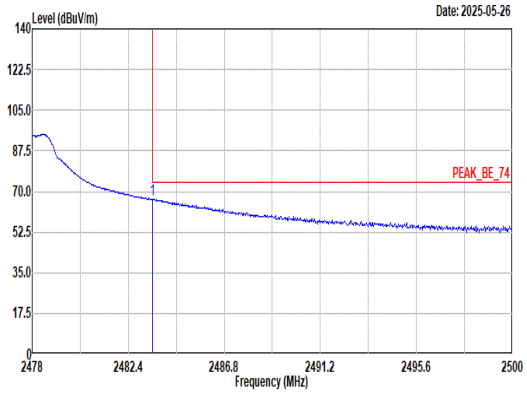 Site : 03CH22-HY Condition: PEAK_BE_74 3m 9120D_02038_240729 VERTICAL : RBW:1000.000kHz VBW:3000.000kHz SWT:Auto Freq Level Limit Line Margin Read Level Ant Factor Cable Loss Preamp Factor Aux Factor APos TPos Remark MHz dBuV/m dBuV/m dB dBuV dB/m dB dB dB cm deg 1 2483.52 66.69 74.00 -7.31 53.96 27.74 8.18 32.65 9.46 305 293 PEAK	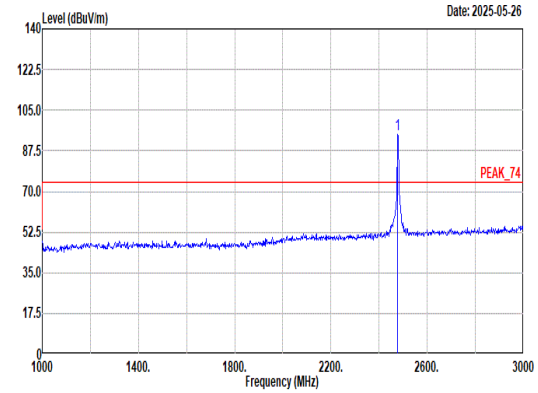 Site : 03CH22-HY Condition: PEAK_74 3m 9120D_02038_240729 VERTICAL : RBW:1000.000kHz VBW:3000.000kHz SWT:Auto Freq Level Limit Line Margin Read Level Ant Factor Cable Loss Preamp Factor Aux Factor APos TPos Remark MHz dBuV/m dBuV/m dB dBuV dB/m dB dB dB cm deg 1 2478.00 94.80 ------ ------ 82.14 27.68 8.17 32.65 9.46 305 293 PEAK
Avg	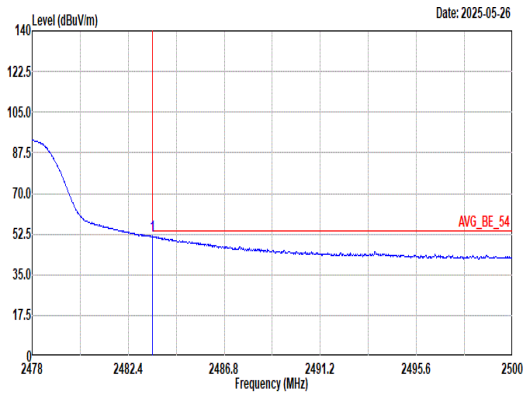 Site : 03CH22-HY Condition: AVG_BE_54 3m 9120D_02038_240729 VERTICAL : RBW:1000.000kHz VBW:5.600kHz SWT:Auto Freq Level Limit Line Margin Read Level Ant Factor Cable Loss Preamp Factor Aux Factor APos TPos Remark MHz dBuV/m dBuV/m dB dBuV dB/m dB dB dB cm deg 1 2483.52 51.70 54.00 -2.30 38.97 27.74 8.18 32.65 9.46 305 293 AVERAGE	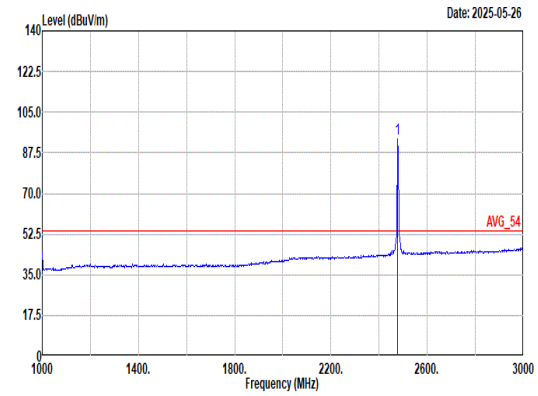 Site : 03CH22-HY Condition: AVG_54 3m 9120D_02038_240729 VERTICAL : RBW:1000.000kHz VBW:5.600kHz SWT:Auto Freq Level Limit Line Margin Read Level Ant Factor Cable Loss Preamp Factor Aux Factor APos TPos Remark MHz dBuV/m dBuV/m dB dBuV dB/m dB dB dB cm deg 1 2478.00 93.45 ------ ------ 80.79 27.68 8.17 32.65 9.46 305 293 AVERAGE

Mode	6	
	Harmonic	
	2400-2483.5_Bluetooth-LE GFSK_CH38_2478MHz	
ANT	1	
Pol.	Horizontal	Vertical
Peak Avg	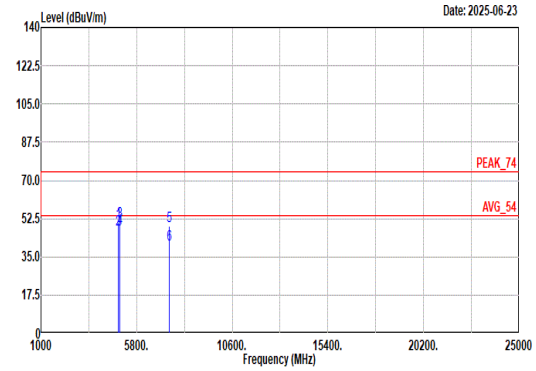 Site : 03CH22-HY Condition: PEAK_74 3m DRH18-E_LE2C04A18EN_250520 HORIZONTAL 1 4890.00 50.96 74.00 -23.04 39.42 32.36 11.62 33.67 1.23 122 123 Peak 2 4890.00 47.67 54.00 -6.33 36.13 32.36 11.62 33.67 1.23 122 123 Average 3 4956.00 51.36 74.00 -22.64 39.64 32.60 11.71 33.67 1.08 122 123 Peak 4 4956.00 48.03 54.00 -5.97 36.31 32.60 11.71 33.67 1.08 122 123 Average 5 7434.00 49.00 74.00 -25.00 33.22 37.24 14.29 36.78 1.03 -- -- Peak 6 7434.00 40.55 54.00 -13.45 24.77 37.24 14.29 36.78 1.03 -- -- Average	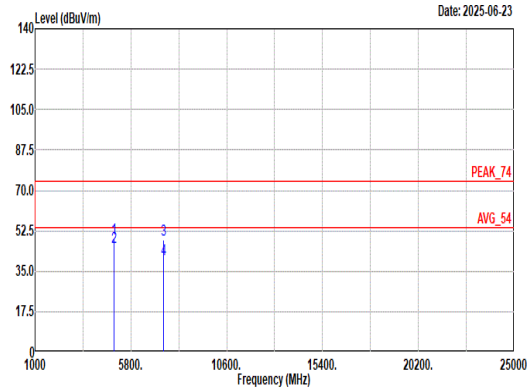 Site : 03CH22-HY Condition: PEAK_74 3m DRH18-E_LE2C04A18EN_250520 VERTICAL 1 4956.00 49.01 74.00 -24.99 37.29 32.60 11.71 33.67 1.08 100 172 Peak 2 4956.00 45.25 54.00 -8.75 33.53 32.60 11.71 33.67 1.08 100 172 Average 3 7434.00 48.35 74.00 -25.65 32.57 37.24 14.29 36.78 1.03 -- -- Peak 4 7434.00 39.93 54.00 -14.07 24.15 37.24 14.29 36.78 1.03 -- -- Average

Mode	13	
	LF	
	2400-2483.5_Bluetooth-LE GFSK_CH38_2478MHz	
ANT	1	
Pol.	Horizontal	Vertical
QP/ Peak	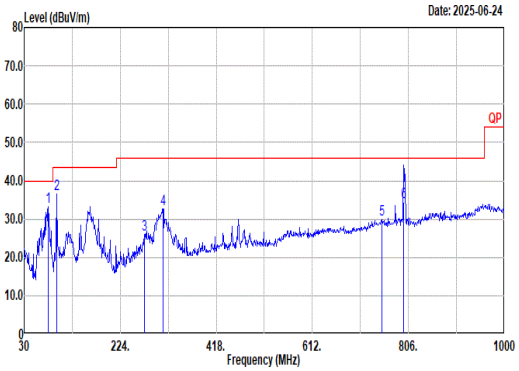 Site : 03CH22-HY Condition: QP 3m Bilog_63304_241217 HORIZONTAL 		Freq	Level	Limit Line	Margin	Read Level	Ant Factor	Cable Loss	Preamp Factor	Aux Factor	APos	TPos	Remark
---	---	---	---	---	---	---	---	---	---	---	---	---
	MHz	dBuV/m	dBuV/m	dB	dBuV	dB/m	dB	dB	dB	cm	deg	
1	78.50	33.13	40.00	-6.87	51.22	13.10	1.45	32.69	0.05	--	--	Peak
2	95.96	36.67	43.50	-6.83	52.34	15.39	1.58	32.70	0.06	--	--	Peak
3	272.50	26.05	46.00	-19.95	36.93	18.95	2.71	32.62	0.08	--	--	Peak
4	310.33	32.56	46.00	-13.44	42.90	19.31	2.90	32.63	0.08	--	--	Peak
5	752.65	29.80	46.00	-16.20	29.35	28.30	4.58	32.61	0.18	--	--	Peak
6	796.30	34.45	46.00	-11.55	33.72	28.27	4.64	32.40	0.22	100	354	QP | 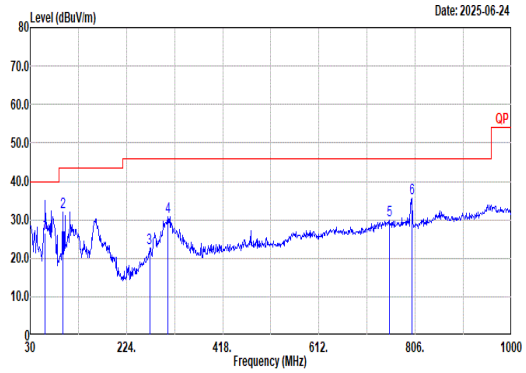 Site : 03CH22-HY Condition: QP 3m Bilog_63304_241217 VERTICAL |	Freq	Level	Limit Line	Margin	Read Level	Ant Factor	Cable Loss	Preamp Factor	Aux Factor	APos	TPos	Remark
---	---	---	---	---	---	---	---	---	---	---	---	---
	MHz	dBuV/m	dBuV/m	dB	dBuV	dB/m	dB	dB	dB	cm	deg	
1	60.07	26.54	40.00	-13.46	45.96	11.99	1.25	32.70	0.04	100	199	QP
2	95.96	31.91	43.50	-11.59	47.58	15.39	1.58	32.70	0.06	--	--	Peak
3	270.56	22.72	46.00	-23.28	33.49	19.07	2.70	32.62	0.08	--	--	Peak
4	307.42	30.82	46.00	-15.18	41.18	19.30	2.89	32.63	0.08	--	--	Peak
5	753.62	29.77	46.00	-16.23	29.30	28.30	4.59	32.60	0.18	--	--	Peak
6	800.18	35.63	46.00	-10.37	34.94	28.20	4.65	32.38	0.22	--	--	Peak

Appendix D. Duty Cycle Plots

Antenna	Band	Duty Cycle (%)	T(us)	1/T(kHz)	VBW Setting
1	Bluetooth - LE for 125kbps	82.40	3090	0.32	330Hz
1	Bluetooth - LE for 500kbps	56.27	1055	0.95	1kHz
1	Bluetooth - LE for 1Mbps	60.38	378	2.65	2.7kHz
1	Bluetooth - LE for 2Mbps	31.09	194	5.15	5.6kHz

Bluetooth - LE for 125kbps

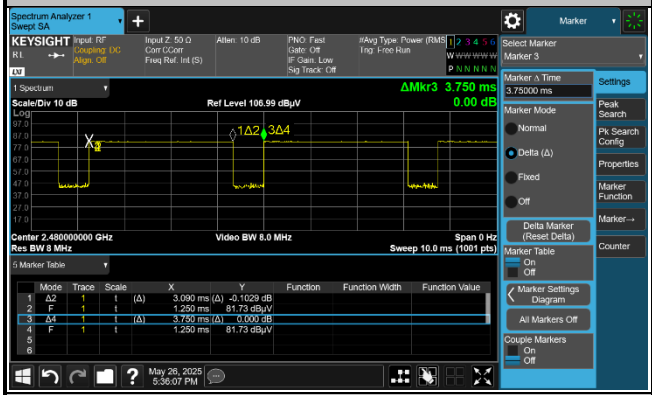

Bluetooth - LE for 500kbps

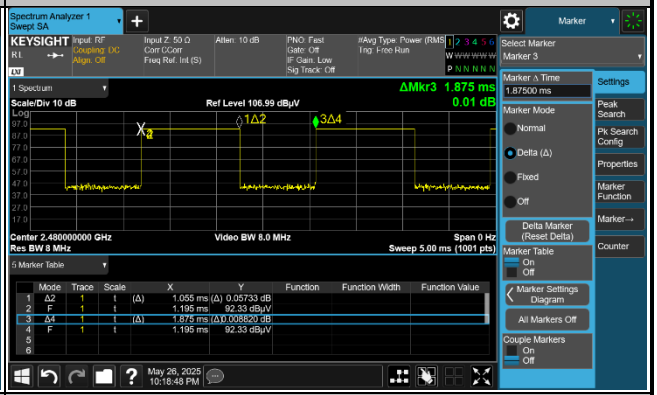

Bluetooth - LE for 1Mbps

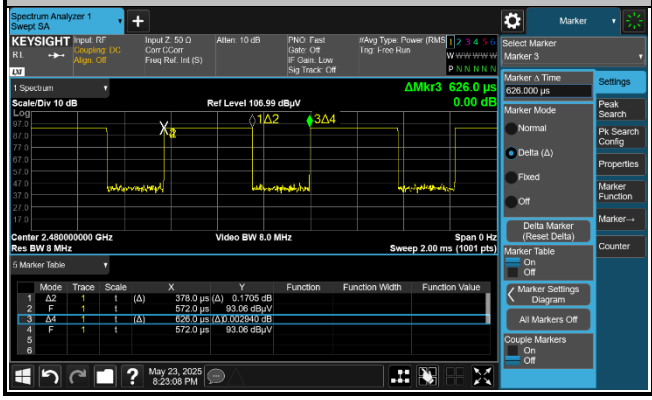
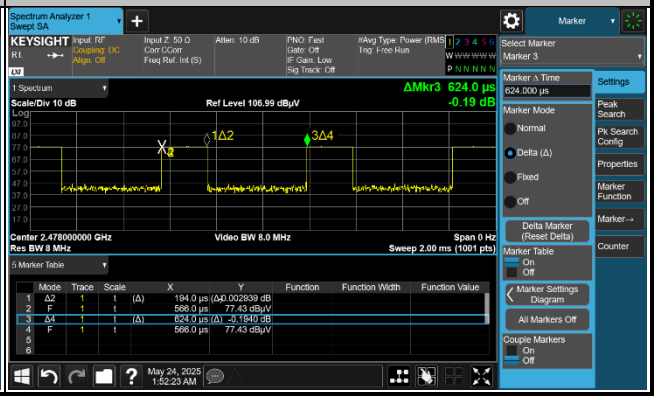
Bluetooth - LE for 2Mbps