



FCC RADIO TEST REPORT

FCC ID : OEOM7218AMRM0
Equipment : ML7218A-GAIA-M0-PE11
Brand Name : TELINK SEMICONDUCTOR (SHANG HAI) CO., LTD.
Model Name : ML7218A-GAIA-M0-PE11
Applicant : TELINK SEMICONDUCTOR (SHANG HAI) CO., LTD.
10-11/F, Building 1, 61 Shengxia Road,
PuDongDistrict,Shanghai, China 201203
Manufacturer : Dongguan Shengmengtai Surface Mount Technology Co.,Ltd
Room 301, Building 7, No. 45 Kangyi Road, QingxiTown,
Dongguan City
Standard : FCC Part 15 Subpart C §15.247

The product was received on Jun. 03, 2025 and testing was performed from Jun. 11, 2025 to Jun. 25, 2025. We, Sporton International Inc. Wensan Laboratory, would like to declare that the tested sample has been evaluated in accordance with the test procedures and has been in compliance with the applicable technical standards.

The test results in this report apply exclusively to the tested model / sample. Without written approval from Sporton International Inc. Wensan Laboratory, the test report shall not be reproduced except in full.

Louis Wu

Approved by: Louis Wu

Sporton International Inc. Wensan Laboratory

No.58, Aly. 75, Ln. 564, Wenhua 3rd, Rd., Guishan Dist., Taoyuan City 333010, Taiwan (R.O.C.)



Table of Contents

History of this test report.....	3
Summary of Test Result.....	4
1 General Description.....	5
1.1 Product Feature of Equipment Under Test.....	5
1.2 Modification of EUT	5
1.3 Testing Location	5
1.4 Applicable Standards.....	6
2 Test Configuration of Equipment Under Test.....	7
2.1 Carrier Frequency Channel	7
2.2 Test Mode.....	8
2.3 Connection Diagram of Test System.....	9
2.4 Support Unit used in test configuration and system	9
2.5 EUT Operation Test Setup	10
2.6 Measurement Results Explanation Example.....	10
3 Test Result.....	11
3.1 6dB and 99% Bandwidth Measurement	11
3.2 Output Power Measurement.....	12
3.3 Power Spectral Density Measurement	13
3.4 Conducted Band Edges and Spurious Emission Measurement	14
3.5 Radiated Band Edges and Spurious Emission Measurement	15
3.6 AC Conducted Emission Measurement.....	20
3.7 Antenna Requirements.....	22
4 List of Measuring Equipment	23
5 Measurement Uncertainty	25
Appendix A. Conducted Test Results	
Appendix B. AC Conducted Emission Test Result	
Appendix C. Radiated Spurious Emission Test Result	
Appendix D. Duty Cycle Plots	
Appendix E. Setup Photographs	



History of this test report

Report No.	Version	Description	Issue Date
FR560345B	01	Initial issue of report	Jul. 08, 2025
FR560345B	02	Revised Appendix C This report is an updated version, replacing the report issued on Jul. 08, 2025	Jul. 17, 2025

Summary of Test Result

Report Clause	Ref Std. Clause	Test Items	Result (PASS/FAIL)	Remark
3.1	15.247(a)(2)	6dB Bandwidth	Pass	-
3.1	2.1049	99% Occupied Bandwidth	Pass	-
3.2	15.247(b)(3) 15.247(b)(4)	Output Power	Pass	-
3.3	15.247(e)	Power Spectral Density	Pass	-
3.4	15.247(d)	Conducted Band Edges and Spurious Emission	Pass	-
3.5	15.247(d)	Radiated Band Edges and Spurious Emission	Pass	-
3.6	15.207	AC Conducted Emission	Pass	-
3.7	15.203	Antenna Requirement	Pass	-

Conformity Assessment Condition:

1. The test results (PASS/FAIL) with all measurement uncertainty excluded are presented against the regulation limits or in accordance with the requirements stipulated by the applicant/manufacture who shall bear all the risks of non-compliance that may potentially occur if measurement uncertainty is taken into account.
2. The measurement uncertainty please refer to each test result in the section "Measurement Uncertainty".

Disclaimer:

The product specifications of the EUT presented in the test report that may affect the test assessments are declared by the manufacturer who shall take full responsibility for the authenticity.

Reviewed by: Danny Lee

Report Producer: Yuri Huang

1 General Description

1.1 Product Feature of Equipment Under Test

Product Feature		
General Specs Bluetooth - LE (125 kbps, 500 kbps, 1Mbps, 2Mbps), and Zigbee 2.4GHz		
Antenna Type Bluetooth - LE: PCB Antenna		
Antenna information		
2400 MHz ~ 2483.5 MHz	Peak Gain (dBi)	1.5

Remark: The EUT's information above is declared by manufacturer. Please refer to Disclaimer in report summary.

1.2 Modification of EUT

No modifications made to the EUT during the testing.

1.3 Testing Location

Test Site	Sporton International Inc. Wensan Laboratory
Test Site Location	No.58, Aly. 75, Ln. 564, Wenhua 3rd, Rd., Guishan Dist., Taoyuan City 333010, Taiwan (R.O.C.) TEL: +886-3-327-0868 FAX: +886-3-327-0855
Test Site No.	Sporton Site No. TH05-HY, CO07-HY, 03CH23-HY

Note: The test site complies with ANSI C63.4 2014 requirement.

FCC designation No.: TW3786



1.4 Applicable Standards

According to the specifications declared by the manufacturer, the EUT must comply with the requirements of the following standards:

- ♦ FCC Part 15 Subpart C §15.247
- ♦ FCC KDB Publication No. 558074 D01 15.247 Meas Guidance v05r02
- ♦ FCC KDB 414788 D01 Radiated Test Site v01r01
- ♦ ANSI C63.10-2013

Remark:

1. All the test items were validated and recorded in accordance with the standards without any modification during the testing.
2. The TAF code is not including all the FCC KDB listed without accreditation.
3. This EUT has also been tested and complied with the requirements of FCC Part 15, Subpart B, recorded in a separate test report.



2 Test Configuration of Equipment Under Test

2.1 Carrier Frequency Channel

Frequency Band	Channel	Freq. (MHz)	Channel	Freq. (MHz)
2400-2483.5 MHz	0	2402	21	2444
	1	2404	22	2446
	2	2406	23	2448
	3	2408	24	2450
	4	2410	25	2452
	5	2412	26	2454
	6	2414	27	2456
	7	2416	28	2458
	8	2418	29	2460
	9	2420	30	2462
	10	2422	31	2464
	11	2424	32	2466
	12	2426	33	2468
	13	2428	34	2470
	14	2430	35	2472
	15	2432	36	2474
	16	2434	37	2476
	17	2436	38	2478
	18	2438	39	2480
	19	2440	-	-
	20	2442	-	-

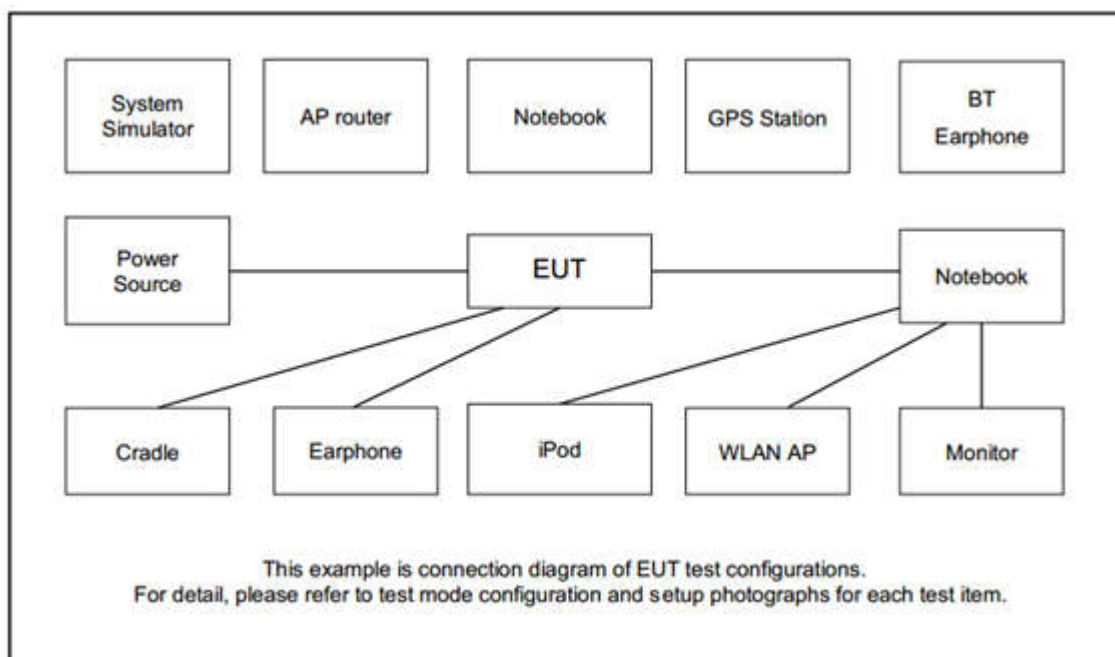
2.2 Test Mode

- a. The EUT has been associated with peripherals and configuration operated in a manner tended to maximize its emission characteristics in a typical application. Frequency range investigated: conduction emission (150 kHz to 30 MHz), radiation emission (9 kHz to the 10th harmonic of the highest fundamental frequency or to 40 GHz, whichever is lower). For radiated measurement, the measured emission level of the EUT was maximized by rotating the EUT on a turntable, adjusting the orientation of the EUT and EUT antenna in three orthogonal axis (X: flat, Y: portrait, Z: landscape), and adjusting the measurement antenna orientation, following C63.10 exploratory test procedures and only the worst case emissions were reported in this report.
- b. AC power line Conducted Emission was tested under maximum output power.

The following summary table is showing all test modes to demonstrate in compliance with the standard.

Summary table of Test Cases	
Test Item	Data Rate / Modulation
Conducted Test Cases	Bluetooth – LE / GFSK
	Mode 1: Bluetooth Tx CH00_2402 MHz_1Mbps
	Mode 2: Bluetooth Tx CH19_2440 MHz_1Mbps
	Mode 3: Bluetooth Tx CH39_2480 MHz_1Mbps
	Mode 4: Bluetooth Tx CH01_2404 MHz_2Mbps
	Mode 5: Bluetooth Tx CH19_2440 MHz_2Mbps
	Mode 6: Bluetooth Tx CH38_2478 MHz_2Mbps
	Mode 7: Bluetooth Tx CH00_2402 MHz_125Kbps
	Mode 8: Bluetooth Tx CH19_2440 MHz_125Kps
	Mode 9: Bluetooth Tx CH39_2480 MHz_125Kps
	Mode 10: Bluetooth Tx CH00_2402 MHz_500Kps
	Mode 11: Bluetooth Tx CH19_2440 MHz_500Kps
	Mode 12: Bluetooth Tx CH39_2480 MHz_500Kps
AC Conducted Emission	Mode 1: Bluetooth - LE TX + Fixture with USB Cable(Charging from Notebook)
Remark: <ol style="list-style-type: none"> For radiation spurious emission, the modulation and the data rate picked for testing are determined by the Max. RF conducted power. Bluetooth-LE 2Mbps does not support primary advertising channels; it does not support channel 00 and channel 39. The detailed Radiated test modes are shown in Appendix C. 	

2.3 Connection Diagram of Test System



2.4 Support Unit used in test configuration and system

Item	Equipment	Brand Name	Model Name	FCC ID	Data Cable	Power Cord
1.	WLAN AP	ASUS	RT-AC52	MSQ-RTAC4A00	N/A	Unshielded, 1.8m
2.	Notebook	Lenovo	IdeaPad Gaming 3 15IHU6	PD9AX201NG	N/A	AC I/P: Unshielded, 1.2m DC O/P: Shielded, 1.8m
3.	Notebook	Lenovo	81DE	FCC DoC	N/A	Unshielded, 1.8m
4.	iPod	Apple	A1199	FCC DoC	Shielded, 1.0m	N/A
5.	Fixture	TELINK SEMICONDUCTOR (SHANGHAI) CO., LTD.	Telink Burning EVK V3	N/A	N/A	N/A



2.5 EUT Operation Test Setup

The RF test items, utility “BDT v5.8.3” was installed in Notebook which was programmed in order to make the EUT get into the engineering modes to provide channel selection, power level, data rate and the application type and for continuous transmitting signals.

2.6 Measurement Results Explanation Example

For all conducted test items:

The offset level is set in the spectrum analyzer to compensate the RF cable loss and attenuator factor between EUT conducted output port and spectrum analyzer. With the offset compensation, the spectrum analyzer reading level is exactly the EUT RF output level.

Example :

The spectrum analyzer offset is derived from RF cable loss and attenuator factor.

Offset = RF cable loss + attenuator factor.

Following shows an offset computation example with cable loss 4.2 dB and 10 dB attenuator.

$$\begin{aligned}\text{Offset(dB)} &= \text{RF cable loss(dB)} + \text{attenuator factor(dB)} \\ &= 4.2 + 10 = 14.2 \text{ (dB)}\end{aligned}$$

3 Test Result

3.1 6dB and 99% Bandwidth Measurement

3.1.1 Limit of 6dB and 99% Bandwidth

The minimum 6 dB bandwidth shall be at least 500 kHz.

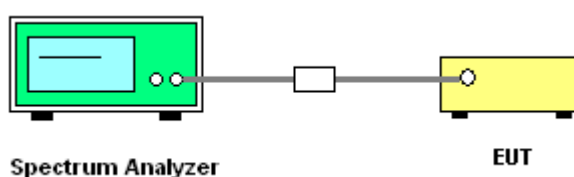
3.1.2 Measuring Instruments

Please refer to the measuring equipment list in this test report.

3.1.3 Test Procedures

1. The testing follows the ANSI C63.10 Section 6.9.3 (OBW) and 11.8.1 (6dB BW).
2. The RF output of EUT is connected to the spectrum analyzer by RF cable and attenuator. The path loss is compensated to the results for each measurement.
3. Set the maximum power setting and enable the EUT to transmit continuously.
4. Make the measurement with the spectrum analyzer's resolution bandwidth (RBW) = 100 kHz. Set the Video bandwidth (VBW) = 300 kHz. In order to make an accurate measurement. The 6dB bandwidth must be greater than 500 kHz.
5. For 99% Bandwidth Measurement, the spectrum analyzer's resolution bandwidth (RBW) is set 1-5% of the emission bandwidth and set the Video bandwidth (VBW) $\geq 3 * RBW$.
6. Measure and record the results in the test report.

3.1.4 Test Setup



3.1.5 Test Result of 6dB Bandwidth

Please refer to Appendix A.

3.1.6 Test Result of 99% Occupied Bandwidth

Please refer to Appendix A.

3.2 Output Power Measurement

3.2.1 Limit of Output Power

For systems using digital modulation in the 2400-2483.5 MHz, the limit for output power is 30 dBm. If transmitting antenna of directional gain greater than 6 dBi is used, the peak output power from the intentional radiator shall be reduced below the above stated value by the amount in dB that the directional gain of the antenna exceeds 6 dBi. In case of point-to-point operation, the limit has to be reduced by 1 dB for every 3 dB that the directional gain of the antenna exceeds 6 dBi.

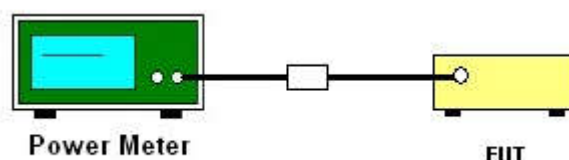
3.2.2 Measuring Instruments

Please refer to the measuring equipment list in this test report.

3.2.3 Test Procedures

1. For Average Power, the testing follows ANSI C63.10 Section 11.9.2.3.2 Method AVGPM-G
2. The RF output of EUT is connected to the power meter by RF cable and attenuator.
3. The path loss is compensated to the results for each measurement.
4. Set the maximum power setting and enable the EUT to transmit continuously.
5. Measure the conducted output power and record the results in the test report.

3.2.4 Test Setup



3.2.5 Test Result of Average Output Power

Please refer to Appendix A.

3.3 Power Spectral Density Measurement

3.3.1 Limit of Power Spectral Density

The peak power spectral density shall not be greater than 8 dBm in any 3 kHz band at any time interval of continuous transmission.

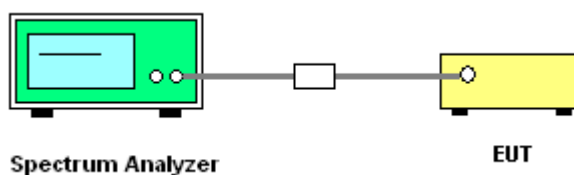
3.3.2 Measuring Instruments

Please refer to the measuring equipment list in this test report.

3.3.3 Test Procedures

1. The testing follows the ANSI C63.10 Section 11.10.2 Method PKPSD.
2. The RF output of EUT is connected to the spectrum analyzer by RF cable and attenuator. The path loss is compensated to the results for each measurement.
3. Set the maximum power setting and enable the EUT to transmit continuously.
4. Make the measurement with the spectrum analyzer's resolution bandwidth (RBW) = 3 kHz. Video bandwidth (VBW) = 10 kHz. In order to make an accurate measurement, set the span to 1.5 times DTS Channel Bandwidth. (6 dB BW)
5. Detector = peak, Sweep time = auto couple, Trace mode = max hold, Allow trace to fully stabilize. Use the peak marker function to determine the maximum power level.
6. Measure and record the results in the test report.
7. The Measured power density (dBm)/ 100 kHz is a reference level and is used as 20 dBc down limit line for Conducted Band Edges and Conducted Spurious Emission.

3.3.4 Test Setup



3.3.5 Test Result of Power Spectral Density

Please refer to Appendix A.

3.4 Conducted Band Edges and Spurious Emission Measurement

3.4.1 Limit of Conducted Band Edges and Spurious Emission

All harmonics/spurious must be at least 30 dB down from the highest emission level within the authorized band.

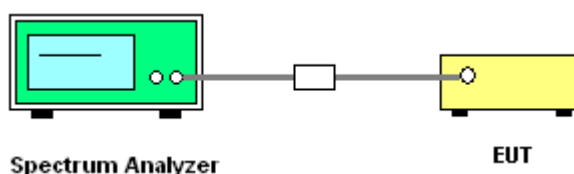
3.4.2 Measuring Instruments

Please refer to the measuring equipment list in this test report.

3.4.3 Test Procedure

1. The testing follows the ANSI C63.10 Section 11.11.3 Emission level measurement.
2. The RF output of EUT is connected to the spectrum analyzer by RF cable and attenuator. The path loss is compensated to the results for each measurement.
3. Set the maximum power setting and enable the EUT to transmit continuously.
4. Set RBW = 100 kHz, VBW = 300 kHz, Peak Detector. Unwanted Emissions measured in any 100 kHz bandwidth outside of the authorized frequency band shall be attenuated by at least 20 dB relative to the maximum in-band peak PSD level in 100 kHz when maximum peak conducted output power procedure is used. If the transmitter complies with the conducted power limits based on the use of RMS averaging over a time interval, the attenuation required under this paragraph shall be 30 dB instead of 20 dB.
5. Measure and record the results in the test report.
6. The RF fundamental frequency should be excluded against the limit line in the operating frequency band.

3.4.4 Test Setup



3.4.5 Test Result of Conducted Band Edges Plots

Please refer to Appendix A.

3.4.6 Test Result of Conducted Spurious Emission Plots

Please refer to Appendix A.

3.5 Radiated Band Edges and Spurious Emission Measurement

3.5.1 Limit of Radiated Band Edges and Spurious Emission

In any 100 kHz bandwidth outside the intentional radiator frequency band, all harmonics/spurious must be at least 20 dB below the highest emission level within the authorized band. If the transmitter complies with the conducted power limits based on the use of RMS averaging over a time interval, the attenuation required shall be 30 dB instead of 20 dB. In addition, radiated emissions which fall in the restricted bands must also comply with the limits as below.

Frequency (MHz)	Field Strength (microvolts/meter)	Measurement Distance (meters)
0.009 – 0.490	2400/F(kHz)	300
0.490 – 1.705	24000/F(kHz)	30
1.705 – 30.0	30	30
30 – 88	100	3
88 – 216	150	3
216 - 960	200	3
Above 960	500	3

3.5.2 Measuring Instruments

Please refer to the measuring equipment list in this test report.

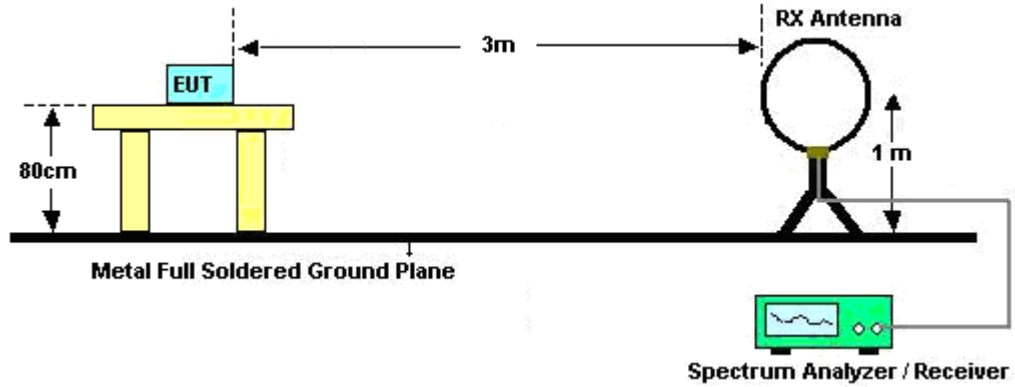


3.5.3 Test Procedures

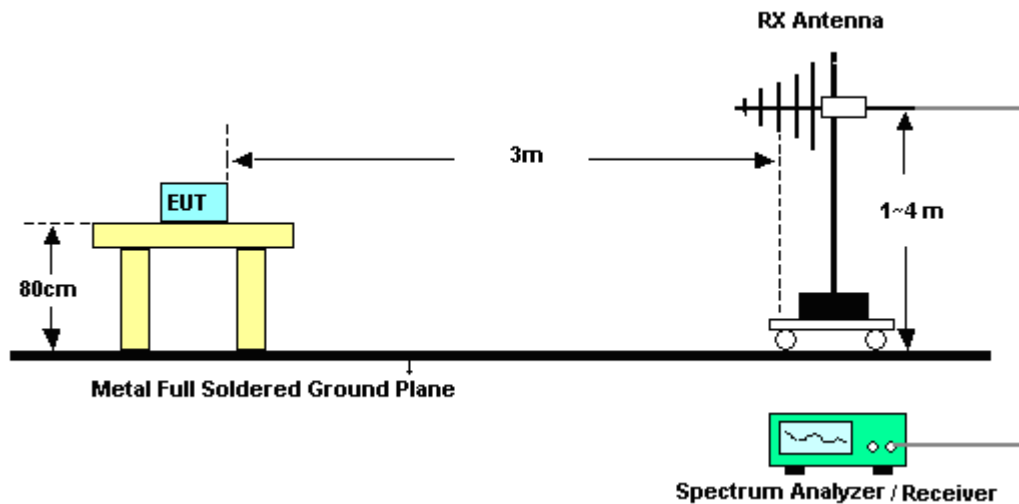
1. The testing follows the ANSI C63.10 Section 11.12.1 Radiated emission measurements.
2. The EUT is arranged to its worst case and then tune the antenna tower (from 1 m to 4 m) and turntable (from 0 degree to 360 degrees) to find the maximum reading. A pre-amp and a high pass filter are used for the test in order to get better signal level.
3. The EUT is placed on a turntable with 0.8 meter for frequency below 1 GHz and 1.5 meter for frequency above 1 GHz respectively above ground.
4. The EUT is set 3 meters away from the receiving antenna, which is mounted on the top of a variable height antenna tower.
5. Corrected Reading: Antenna Factor + Cable Loss + Read Level - Preamp Factor = Level
6. Radiated testing below 1 GHz is performed by adjusting the antenna tower from 1 m to 4 m and by rotating the turn table from 0 degree to 360 degrees to find the peak maximum hold reading. When there is no suspected emission found and the emission level is with at least 6 dB margin against QP limit line, the position is marked as “-”.
7. Radiated testing above 1 GHz is performed by adjusting the antenna tower from 1 m to 4 m and by rotating the turn table from 0 degree to 360 degrees to find the peak maximum hold reading for scanning all frequencies. When there is no suspected emission found and the harmonic emission level is with at least 6 dB margin against average limit line, the position is marked as “-”.
8. Use the following spectrum analyzer settings:
 - (1) Span shall wide enough to fully capture the emission being measured;
 - (2) Set RBW = 100 kHz for $f < 1$ GHz; VBW \geq RBW; Sweep = auto; Detector function = peak; Trace = max hold;
 - (3) Set RBW = 1 MHz, VBW = 3 MHz for $f \geq 1$ GHz for peak measurement.
For average measurement:
 - VBW = 10 Hz, when duty cycle is no less than 98 percent.
 - VBW $\geq 1/T$, when duty cycle is less than 98 percent where T is the minimum transmission duration over which the transmitter is on and is transmitting at its maximum power control level for the tested mode of operation.

3.5.4 Test Setup

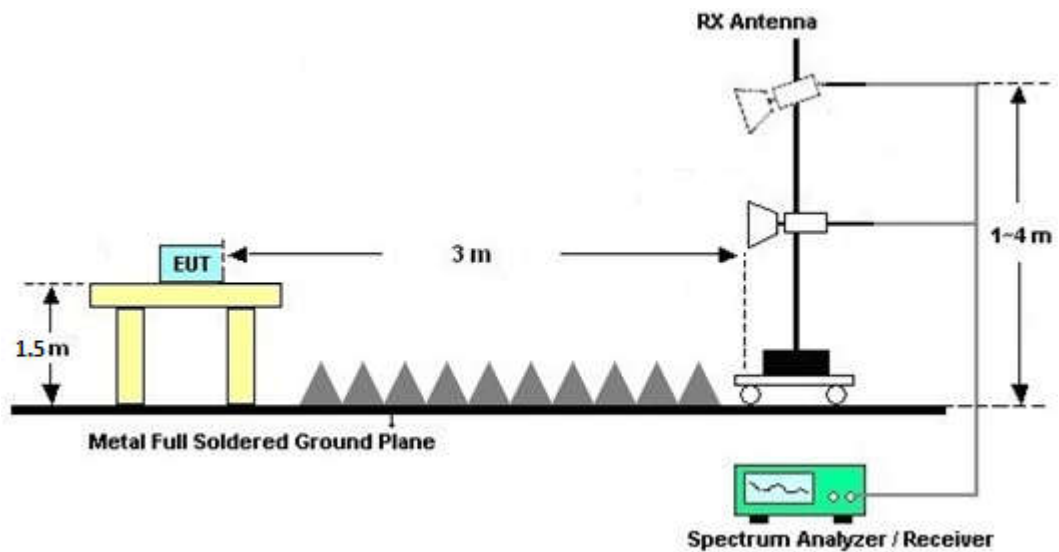
For radiated test below 30MHz



For radiated test from 30MHz to 1GHz

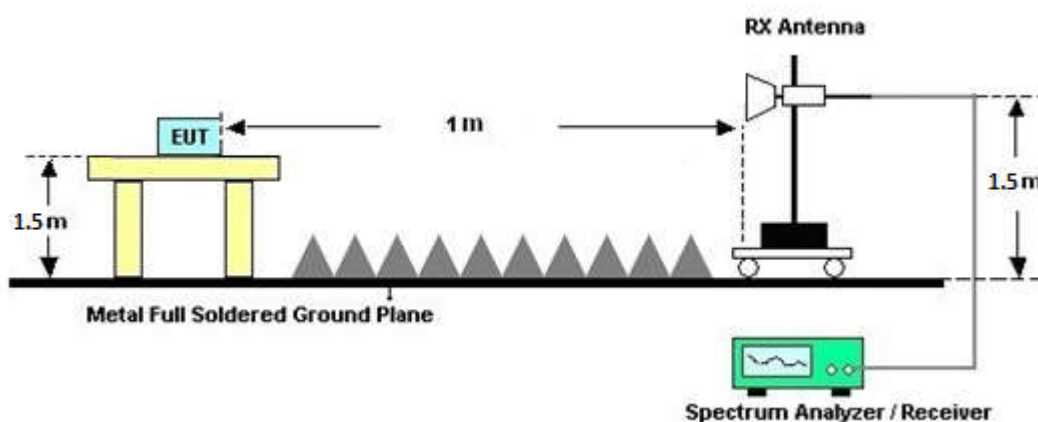


For radiated test from 1GHz to 18GHz





For radiated test above 18GHz



3.5.5 Test Results of Radiated Spurious Emissions (9 kHz ~ 30 MHz)

The low frequency, which starts from 9 kHz to 30 MHz, is pre-scanned and the result which is 20 dB lower than the limit line is not reported.

There is adequate comparison measurement of both open-field test site and alternative test site - semi-Anechoic chamber according to 414788 D01 Radiated Test Site v01r01, and the result comes out very similar.

3.5.6 Test Result of Radiated Spurious at Band Edges

Please refer to Appendix C.

3.5.7 Duty Cycle

Please refer to Appendix D.

3.5.8 Test Result of Radiated Spurious Emission (30 MHz ~ 10th Harmonic)

Please refer to Appendix C.

3.6 AC Conducted Emission Measurement

3.6.1 Limit of AC Conducted Emission

For equipment that is designed to be connected to the public utility (AC) power line, the radio frequency voltage that is conducted back onto the AC power line on any frequency or frequencies within the band 150 kHz to 30 MHz shall not exceed the limits in the following table.

Frequency of emission (MHz)	Conducted limit (dB μ V)	
	Quasi-peak	Average
0.15-0.5	66 to 56*	56 to 46*
0.5-5	56	46
5-30	60	50

*Decreases with the logarithm of the frequency.

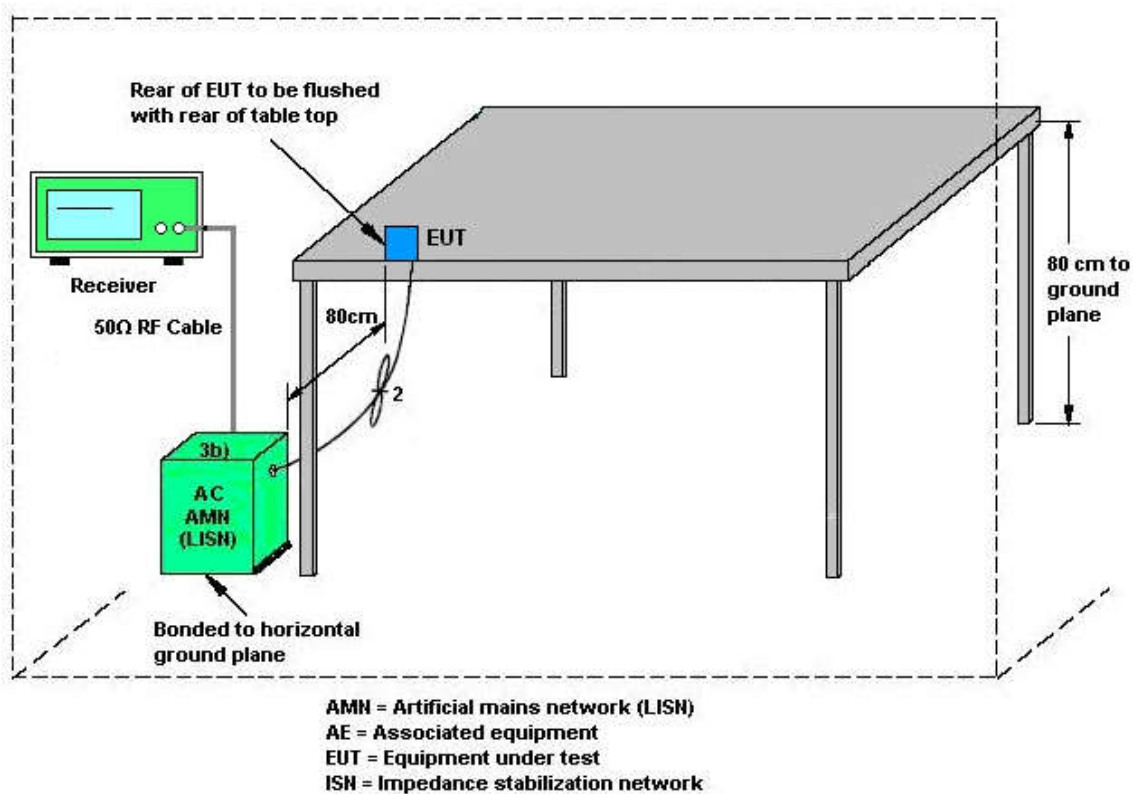
3.6.2 Measuring Instruments

Please refer to the measuring equipment list in this test report.

3.6.3 Test Procedures

1. The EUT is placed 0.4 meter away from the conducting wall of the shielding room, and is kept at least 80 centimeters from any other grounded conducting surface.
2. Connect EUT to the power mains through a line impedance stabilization network (LISN).
3. All the support units are connecting to the other LISN.
4. The LISN provides 50 ohm coupling impedance for the measuring instrument.
5. The FCC states that a 50 ohm, 50 microhenry LISN shall be used.
6. Both Line and Neutral shall be tested in order to find out the maximum conducted emission.
7. The frequency range from 150 kHz to 30 MHz is scanned.
8. Set the test-receiver system to Peak Detect Function and specified bandwidth (IF Bandwidth = 9 kHz) with Maximum Hold Mode. Then measurement is also conducted by Average Detector and Quasi-Peak Detector Function respectively.

3.6.4 Test Setup



3.6.5 Test Result of AC Conducted Emission

Please refer to Appendix B.



3.7 Antenna Requirements

3.7.1 Standard Applicable

An intentional radiator shall be designed to ensure that no antenna other than that furnished by the responsible party shall be used with the device. The use of a permanently attached antenna or of an antenna that uses a unique coupling to the intentional radiator shall be considered sufficient to comply with the provisions of this section. The manufacturer may design the unit so that a broken antenna can be replaced by the user, but the use of a standard antenna jack or electrical connector is prohibited. This requirement does not apply to carrier current devices or to devices operated under the provisions of § 15.211, 15.213, 15.217, 15.219, 15.221, or § 15.236. Further, this requirement does not apply to intentional radiators that must be professionally installed, such as perimeter protection systems and some field disturbance sensors, or to other intentional radiators which, in accordance with § 15.31(d), must be measured at the installation site. However, the installer shall be responsible for ensuring that the proper antenna is employed so that the limits in this part are not exceeded.

3.7.2 Antenna Anti-Replacement Construction

Antenna permanently attached.



4 List of Measuring Equipment

Instrument	Brand Name	Model No.	Serial No.	Characteristics	Calibration Date	Test Date	Due Date	Remark
Loop Antenna	Rohde & Schwarz	HFH2-Z2	100488	9 kHz~30 MHz	Aug. 29, 2024	Jun. 18, 2025~ Jun. 23, 2025	Aug. 28, 2025	Radiation (03CH23-HY)
Bilog Antenna	TESEQ & WOKEN	CBL 6111D & 00802N1D-06	62028 & 003	30MHz~1GHz	Nov. 27, 2024	Jun. 18, 2025~ Jun. 23, 2025	Nov. 26, 2025	Radiation (03CH23-HY)
Amplifier	SONOMA	310N	421582	9kHz~1GHz	Jul. 14, 2024	Jun. 18, 2025~ Jun. 23, 2025	Jul. 13, 2025	Radiation (03CH23-HY)
Amplifier	EMEC	EM01G18GA	060878	N/A	Sep. 27, 2024	Jun. 18, 2025~ Jun. 23, 2025	Sep. 26, 2025	Radiation (03CH23-HY)
Double Ridged Guide Horn Antenna	RFSPIN	DRH18-E	KV2D06A18ES	1GHz~18GHz	Oct. 25, 2024	Jun. 18, 2025~ Jun. 23, 2025	Oct. 24, 2025	Radiation (03CH23-HY)
SHF-EHF Horn Antenna	SCHWARZBECK	BBHA 9170	1230	18GHz~40GHz	Oct. 25, 2024	Jun. 18, 2025~ Jun. 23, 2025	Oct. 24, 2025	Radiation (03CH23-HY)
Preamplifier	EMEC	EM18G40G	060873	18GHz~40GHz	Sep. 02, 2024	Jun. 18, 2025~ Jun. 23, 2025	Sep. 01, 2025	Radiation (03CH23-HY)
Signal Analyzer	Keysight	N9010B	MY62170337	N/A	Aug. 21, 2024	Jun. 18, 2025~ Jun. 23, 2025	Aug. 20, 2025	Radiation (03CH23-HY)
EMI Test Receiver	Keysight	N9038B	MY62210111	20Hz~8.4GHz	Sep. 03, 2024	Jun. 18, 2025~ Jun. 23, 2025	Sep. 02, 2025	Radiation (03CH23-HY)
Hygrometer	TECPEL	DTM-303A	TP211542	N/A	Oct. 21, 2024	Jun. 18, 2025~ Jun. 23, 2025	Oct. 20, 2025	Radiation (03CH23-HY)
Controller	EMEC	EM1000	N/A	Control Turn table & Ant Mast	N/A	Jun. 18, 2025~ Jun. 23, 2025	N/A	Radiation (03CH23-HY)
Antenna Mast	ChainTek	MBS-520-1	N/A	1m~4m	N/A	Jun. 18, 2025~ Jun. 23, 2025	N/A	Radiation (03CH23-HY)
Turn Table	ChainTek	T-200-S-1	N/A	0~360 Degree	N/A	Jun. 18, 2025~ Jun. 23, 2025	N/A	Radiation (03CH23-HY)
Software	Audix	E3 6.09824_2019122	RK-002348	N/A	N/A	Jun. 18, 2025~ Jun. 23, 2025	N/A	Radiation (03CH23-HY)
RF Cable	HUBER + SUHNER	SUCOFLEX 102	804395/2	N/A	Nov. 26, 2024	Jun. 18, 2025~ Jun. 23, 2025	Nov. 25, 2025	Radiation (03CH23-HY)
RF Cable	EMC	EMC101Y	231115/231119/231122	N/A	Nov. 26, 2024	Jun. 18, 2025~ Jun. 23, 2025	Nov. 25, 2025	Radiation (03CH23-HY)



Instrument	Brand Name	Model No.	Serial No.	Characteristics	Calibration Date	Test Date	Due Date	Remark
AC Power Source	ACPOWER	AFC-11003G	F317040033	N/A	N/A	Jun. 24, 2025~ Jun. 25, 2025	N/A	Conduction (CO07-HY)
Software	Rohde & Schwarz	EMC32 V10.30	N/A	N/A	N/A	Jun. 24, 2025~ Jun. 25, 2025	N/A	Conduction (CO07-HY)
Pulse Limiter	SCHWARZBECK	VTSD 9561-FN	9561-FN00373	9kHz~200MHz	Oct. 23, 2024	Jun. 24, 2025~ Jun. 25, 2025	Oct. 22, 2025	Conduction (CO07-HY)
RF Cable	HUBER + SUHNER	RG 214/U	1358175	9kHz~30MHz	Mar. 03, 2025	Jun. 24, 2025~ Jun. 25, 2025	Mar. 02, 2026	Conduction (CO07-HY)
Two-Line V-Network	TESEQ	NNB 51	45051	N/A	Mar. 24, 2025	Jun. 24, 2025~ Jun. 25, 2025	Mar. 23, 2026	Conduction (CO07-HY)
Four-Line V-Network	TESEQ	NNB 52	36122	N/A	Mar. 26, 2025	Jun. 24, 2025~ Jun. 25, 2025	Mar. 25, 2026	Conduction (CO07-HY)
EMI Test Receiver	Rohde & Schwarz	ESR3	102317	9kHz~3.6GHz	Sep. 23, 2024	Jun. 24, 2025~ Jun. 25, 2025	Sep. 22, 2025	Conduction (CO07-HY)
Hygrometer	TECPEL	DTM-303A	TP201996	N/A	Nov. 01, 2024	Jun. 11, 2025~ Jun. 25, 2025	Oct. 31, 2025	Conducted (TH05-HY)
Power Sensor	DARE	RPR3006W	13I00030SNO31 (NO:182)	9kHz~6GHz	Jan. 09, 2025	Jun. 11, 2025~ Jun. 25, 2025	Jan. 08, 2026	Conducted (TH05-HY)
Signal Analyzer	Rohde & Schwarz	FSV40	101566	10Hz~40GHz	Aug. 23, 2024	Jun. 11, 2025~ Jun. 25, 2025	Aug. 22, 2025	Conducted (TH05-HY)
Switch Control Mainframe	E-Instrument	ETF-1405-0	EC1900157 (BOX6)	N/A	Feb. 10, 2025	Jun. 11, 2025~ Jun. 25, 2025	Feb. 09, 2026	Conducted (TH05-HY)
Software	Sporton	BTWIFI_Final_version_240513	N/A	Conducted Other Test Item	N/A	Jun. 11, 2025~ Jun. 25, 2025	N/A	Conducted (TH05-HY)

5 Measurement Uncertainty

Uncertainty of Conducted Emission Measurement (150 kHz ~ 30 MHz)

Measuring Uncertainty for a Level of Confidence of 95% ($U = 2Uc(y)$)	3.7 dB
--	--------

Uncertainty of Radiated Emission Measurement (30 MHz ~ 1000 MHz)

Measuring Uncertainty for a Level of Confidence of 95% ($U = 2Uc(y)$)	6.6 dB
--	--------

Uncertainty of Radiated Emission Measurement (1000 MHz ~ 6000 MHz)

Measuring Uncertainty for a Level of Confidence of 95% ($U = 2Uc(y)$)	5.4 dB
--	--------

Uncertainty of Radiated Emission Measurement (6000 MHz ~ 18000 MHz)

Measuring Uncertainty for a Level of Confidence of 95% ($U = 2Uc(y)$)	4.8 dB
--	--------

Uncertainty of Radiated Emission Measurement (18000 MHz ~ 40000 MHz)

Measuring Uncertainty for a Level of Confidence of 95% ($U = 2Uc(y)$)	5.7 dB
--	--------

Appendix A. Test Result of Conducted Test Items

Test Engineer:	Mina Liu	Temperature:	21~25	°C
Test Date:	2025/6/13~2025/6/25	Relative Humidity:	51~54	%

TEST RESULTS DATA
6dB and 99% Occupied Bandwidth

Mod.	Data Rate	NTX	CH.	Freq. (MHz)	99% Occupied BW (MHz)	6dB BW (MHz)	6dB BW Limit (MHz)	Pass/Fail
BLE	1Mbps	1	00	2402	1.022	0.673	0.50	Pass
BLE	1Mbps	1	19	2440	1.027	0.687	0.50	Pass
BLE	1Mbps	1	39	2480	1.022	0.683	0.50	Pass

TEST RESULTS DATA
Average Power Table

Mod.	Data Rate	NTX	CH.	Freq. (MHz)	Average Conducted Power (dBm)	Conducted Power Limit (dBm)	DG (dBi)	EIRP Power (dBm)	EIRP Power Limit (dBm)	Pass /Fail
BLE	1Mbps	1	00	2402	8.19	30.00	1.50	9.69	36.00	Pass
BLE	1Mbps	1	19	2440	8.02	30.00	1.50	9.52	36.00	Pass
BLE	1Mbps	1	39	2480	7.93	30.00	1.50	9.43	36.00	Pass

TEST RESULTS DATA
Peak Power Density

Mod.	Data Rate	NTX	CH.	Freq. (MHz)	Peak PSD (dBm /100kHz)	Peak PSD (dBm /3kHz)	DG (dBi)	Peak PSD Limit (dBm /3kHz)	Pass/Fail
BLE	1Mbps	1	00	2402	8.29	-0.92	1.50	8.00	Pass
BLE	1Mbps	1	19	2440	8.10	-0.39	1.50	8.00	Pass
BLE	1Mbps	1	39	2480	8.24	-0.98	1.50	8.00	Pass

Note: PSD (dBm/ 100kHz) is a reference level used for Conducted Band Edges and Conducted Spurious Emission 30dBc limit.

TEST RESULTS DATA
6dB and 99% Occupied Bandwidth

Mod.	Data Rate	Ntx	CH.	Freq. (MHz)	99% Occupied BW (MHz)	6dB BW (MHz)	6dB BW Limit (MHz)	Pass/Fail
BLE	2Mbps	1	01	2404	2.038	1.336	0.50	Pass
BLE	2Mbps	1	19	2440	2.027	1.391	0.50	Pass
BLE	2Mbps	1	38	2478	2.038	1.394	0.50	Pass

TEST RESULTS DATA
Average Power Table

Mod.	Data Rate	Ntx	CH.	Freq. (MHz)	Average Conducted Power (dBm)	Conducted Power Limit (dBm)	DG (dBi)	EIRP Power (dBm)	EIRP Power Limit (dBm)	Pass /Fail
BLE	2Mbps	1	01	2404	8.20	30.00	1.50	9.70	36.00	Pass
BLE	2Mbps	1	19	2440	7.97	30.00	1.50	9.47	36.00	Pass
BLE	2Mbps	1	38	2478	8.02	30.00	1.50	9.52	36.00	Pass

TEST RESULTS DATA
Peak Power Density

Mod.	Data Rate	Ntx	CH.	Freq. (MHz)	Peak PSD (dBm /100kHz)	Peak PSD (dBm /3kHz)	DG (dBi)	Peak PSD Limit (dBm /3kHz)	Pass/Fail
BLE	2Mbps	1	01	2404	7.19	-4.22	1.50	8.00	Pass
BLE	2Mbps	1	19	2440	6.82	-4.46	1.50	8.00	Pass
BLE	2Mbps	1	38	2478	7.19	-4.44	1.50	8.00	Pass

Note: PSD (dBm/ 100kHz) is a reference level used for Conducted Band Edges and Conducted Spurious Emission 30dBc limit.

TEST RESULTS DATA
6dB and 99% Occupied Bandwidth

Mod.	Data Rate	NTx	CH.	Freq. (MHz)	99% Occupied BW (MHz)	6dB BW (MHz)	6dB BW Limit (MHz)	Pass/Fail
BLE	125kbps	1	00	2402	1.042	0.676	0.50	Pass
BLE	125kbps	1	19	2440	1.048	0.684	0.50	Pass
BLE	125kbps	1	39	2480	1.051	0.699	0.50	Pass

TEST RESULTS DATA
Average Power Table

Mod.	Data Rate	NTx	CH.	Freq. (MHz)	Average Conducted Power (dBm)	Conducted Power Limit (dBm)	DG (dBi)	EIRP Power (dBm)	EIRP Power Limit (dBm)	Pass /Fail
BLE	125kbps	1	00	2402	8.12	30.00	1.50	9.62	36.00	Pass
BLE	125kbps	1	19	2440	8.01	30.00	1.50	9.51	36.00	Pass
BLE	125kbps	1	39	2480	8.08	30.00	1.50	9.58	36.00	Pass

TEST RESULTS DATA
Peak Power Density

Mod.	Data Rate	NTx	CH.	Freq. (MHz)	Peak PSD (dBm /100kHz)	Peak PSD (dBm /3kHz)	DG (dBi)	Peak PSD Limit (dBm /3kHz)	Pass/Fail
BLE	125kbps	1	00	2402	5.51	2.29	1.50	8.00	Pass
BLE	125kbps	1	19	2440	5.16	2.11	1.50	8.00	Pass
BLE	125kbps	1	39	2480	5.26	2.32	1.50	8.00	Pass

Note: PSD (dBm/ 100kHz) is a reference level used for Conducted Band Edges and Conducted Spurious Emission 30dBc limit.

TEST RESULTS DATA
6dB and 99% Occupied Bandwidth

Mod.	Data Rate	NTx	CH.	Freq. (MHz)	99% Occupied BW (MHz)	6dB BW (MHz)	6dB BW Limit (MHz)	Pass/Fail
BLE	500kbps	1	0	2402	1.008	0.665	0.50	Pass
BLE	500kbps	1	19	2440	1.016	0.663	0.50	Pass
BLE	500kbps	1	39	2480	1.015	0.668	0.50	Pass

TEST RESULTS DATA
Average Power Table

Mod.	Data Rate	NTx	CH.	Freq. (MHz)	Average Conducted Power (dBm)	Conducted Power Limit (dBm)	DG (dBi)	EIRP Power (dBm)	EIRP Power Limit (dBm)	Pass /Fail
BLE	500kbps	1	0	2402	8.23	30.00	1.50	9.73	36.00	Pass
BLE	500kbps	1	19	2440	8.02	30.00	1.50	9.52	36.00	Pass
BLE	500kbps	1	39	2480	8.06	30.00	1.50	9.56	36.00	Pass

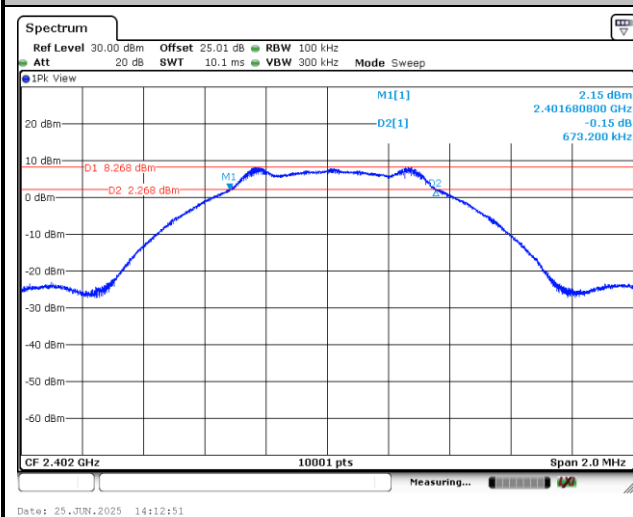
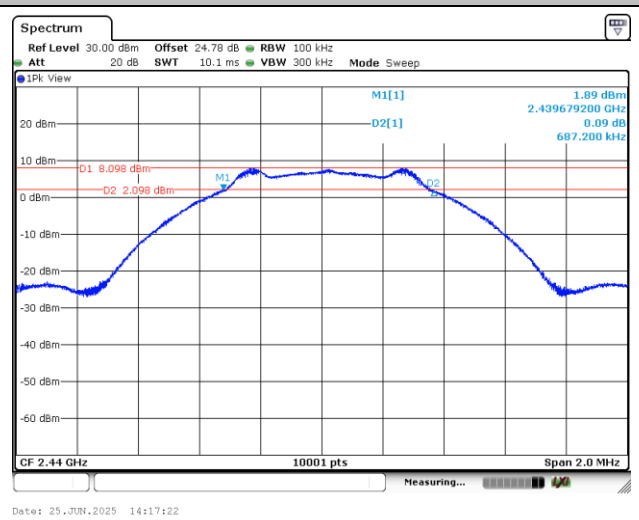
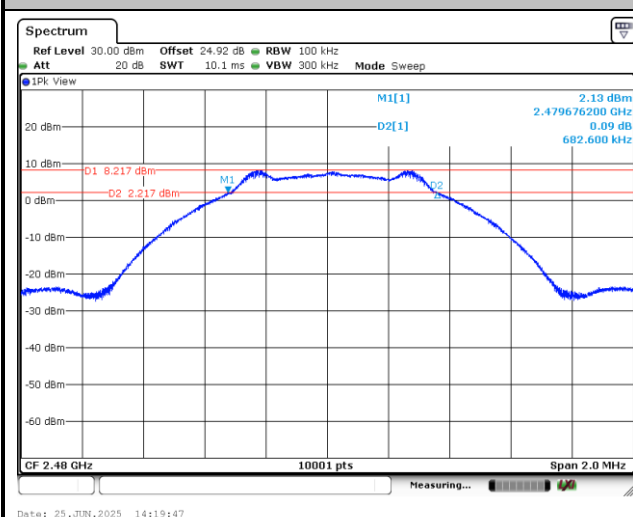
TEST RESULTS DATA
Peak Power Density

Mod.	Data Rate	NTx	CH.	Freq. (MHz)	Peak PSD (dBm /100kHz)	Peak PSD (dBm /3kHz)	DG (dBi)	Peak PSD Limit (dBm /3kHz)	Pass/Fail
BLE	500kbps	1	0	2402	8.51	-1.00	1.50	8.00	Pass
BLE	500kbps	1	19	2440	8.28	-1.19	1.50	8.00	Pass
BLE	500kbps	1	39	2480	8.41	-1.44	1.50	8.00	Pass

Note: PSD (dBm/ 100kHz) is a reference level used for Conducted Band Edges and Conducted Spurious Emission 30dBc limit.

**6dB Bandwidth**

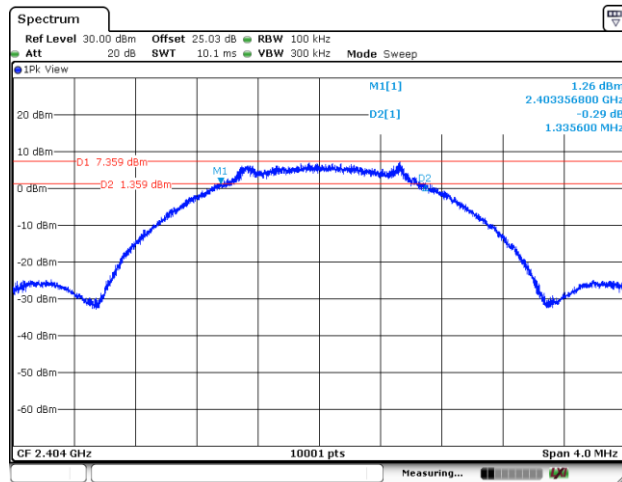
<1Mbps>

6 dB Bandwidth Plot on Channel 0**6 dB Bandwidth Plot on Channel 19****6 dB Bandwidth Plot on Channel 39**

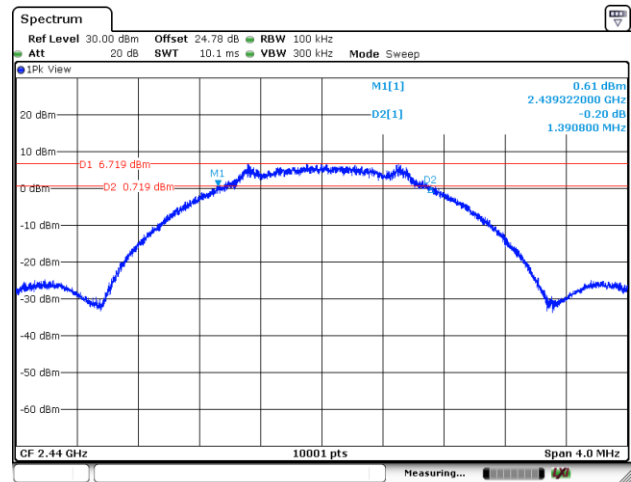


<2Mbps>

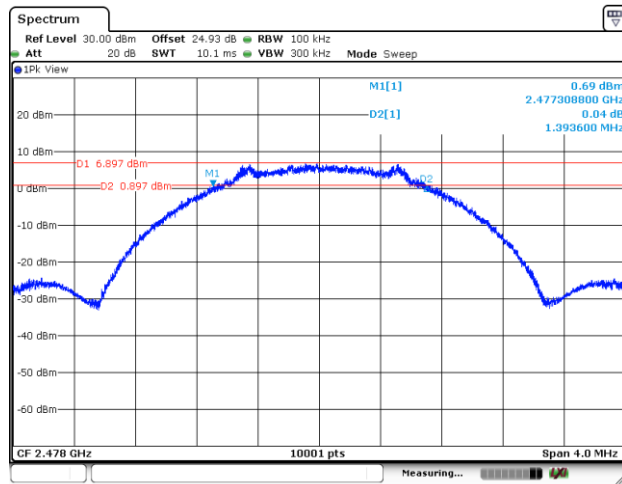
6 dB Bandwidth Plot on Channel 01



6 dB Bandwidth Plot on Channel 19

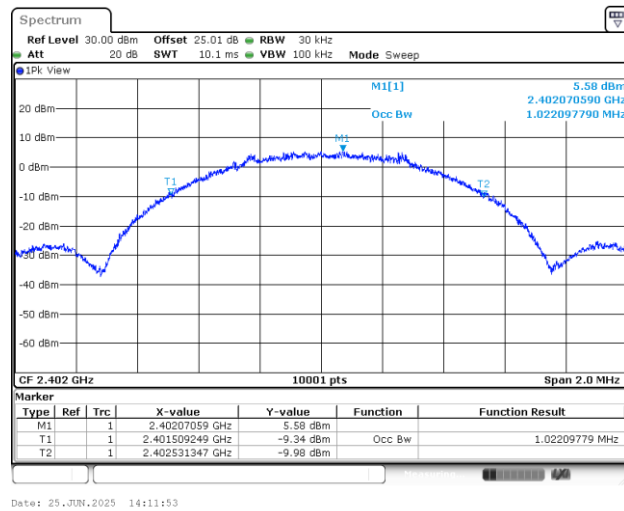
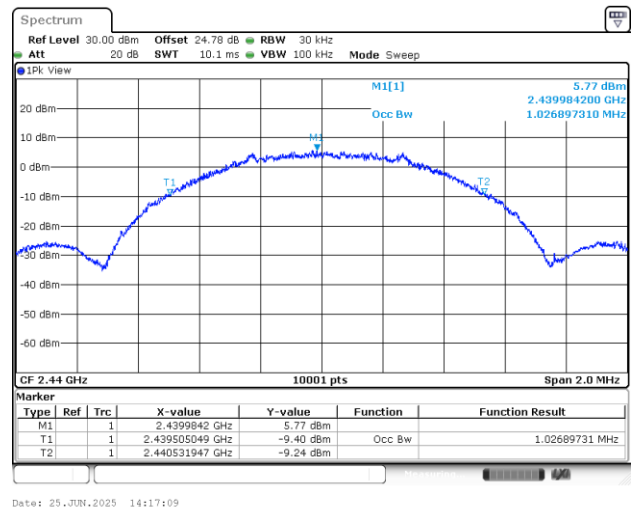
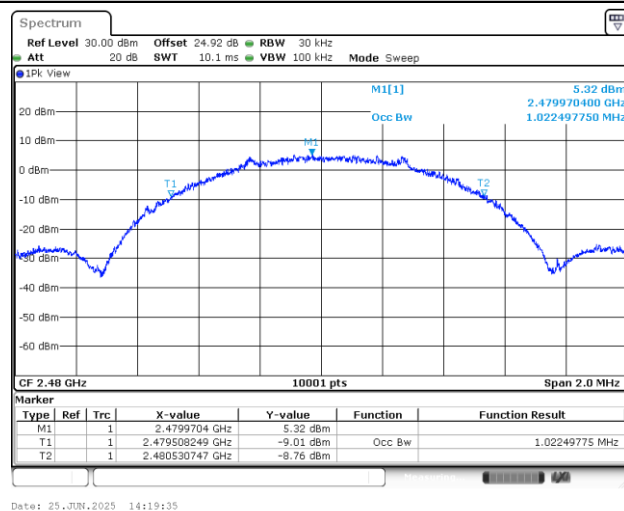


6 dB Bandwidth Plot on Channel 38



**99% Occupied Bandwidth**

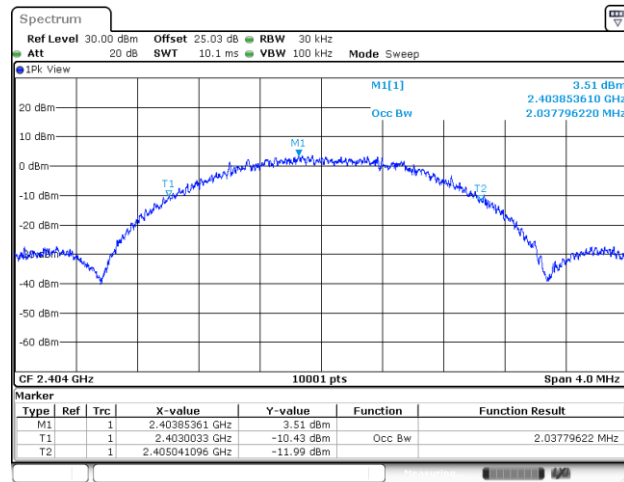
<1Mbps>

99% Occupied Bandwidth Plot on Channel 0**99% Occupied Bandwidth Plot on Channel 19****99% Occupied Bandwidth Plot on Channel 39**

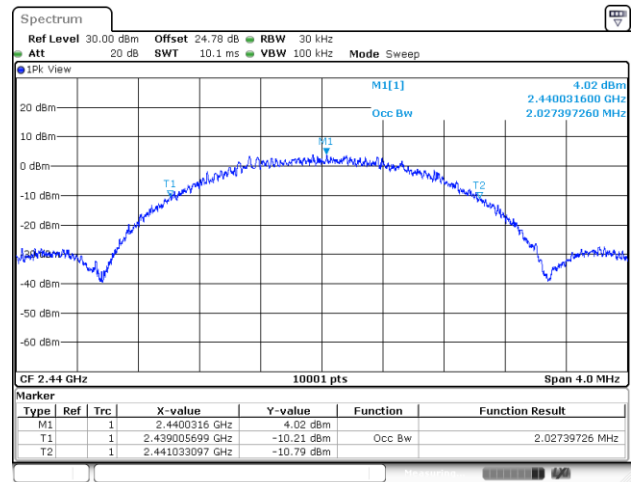


<2Mbps>

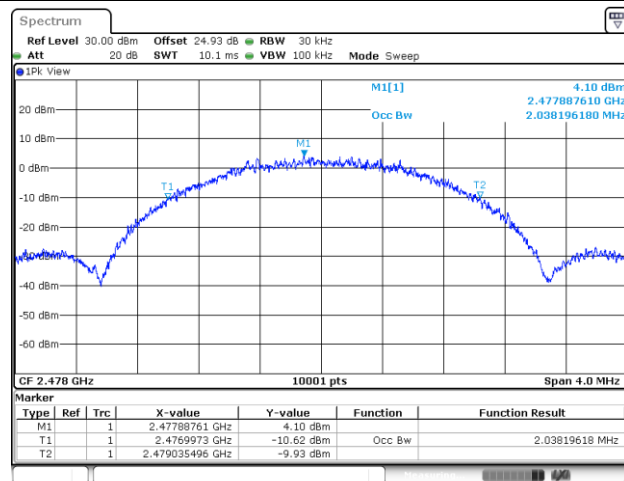
99% Occupied Bandwidth Plot on Channel 01



99% Occupied Bandwidth Plot on Channel 19

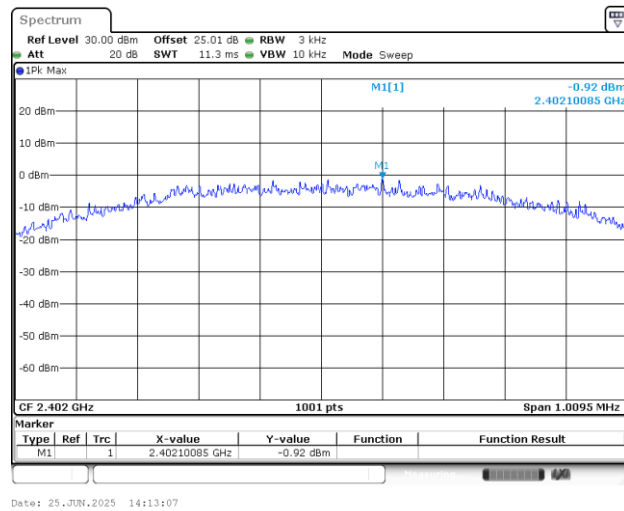
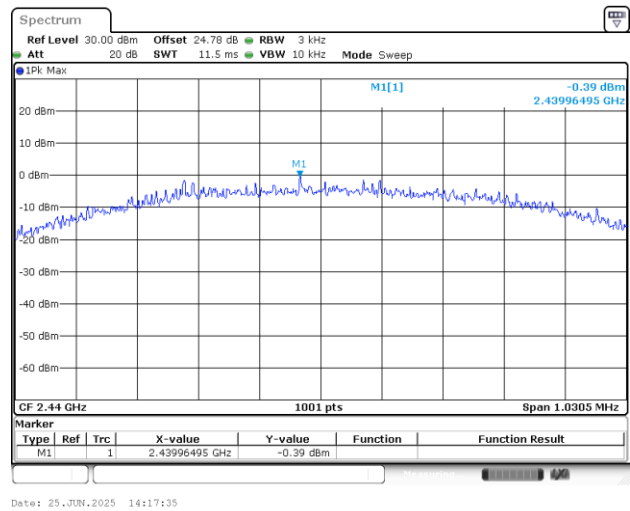
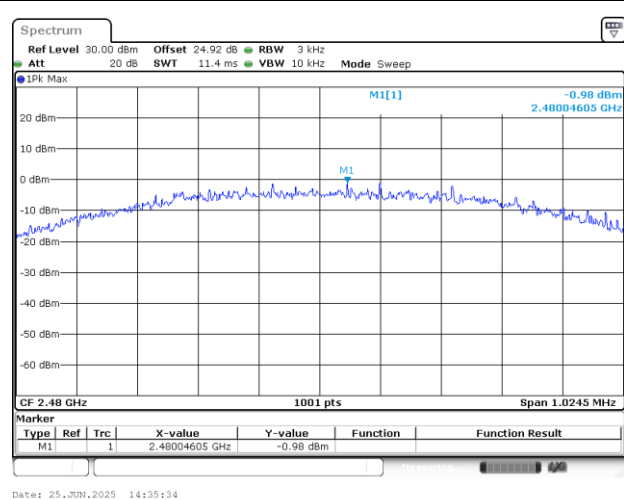


99% Occupied Bandwidth Plot on Channel 38



**Power Spectral Density (dBm/3kHz)**

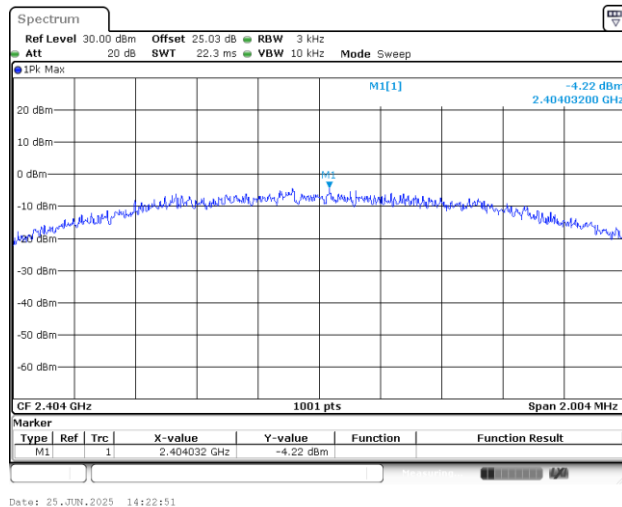
<1Mbps>

Power Density (dBm/3kHz) Plot Channel 0**Power Density (dBm/3kHz) Plot Channel 19****Power Density (dBm/3kHz) Plot Channel 39**

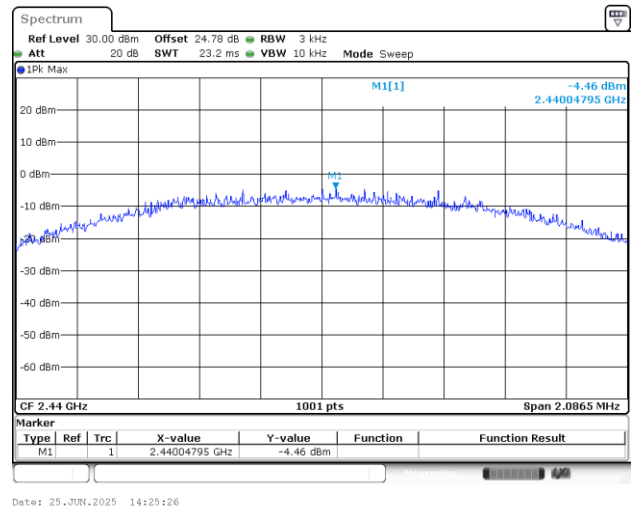


<2Mbps>

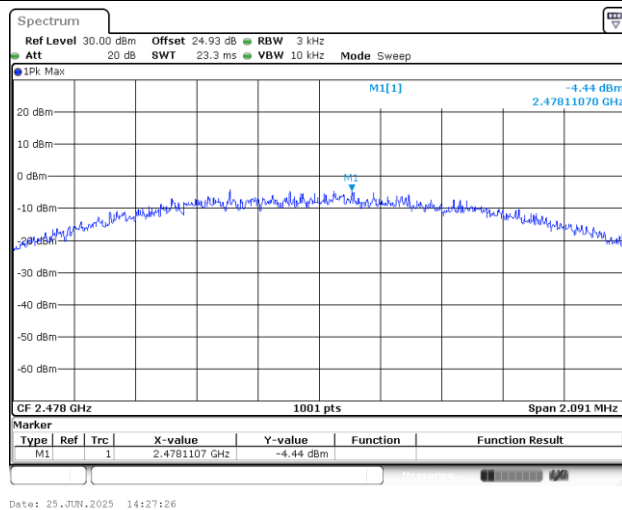
Power Density (dBm/3kHz) Plot Channel 01



Power Density (dBm/3kHz) Plot Channel 19

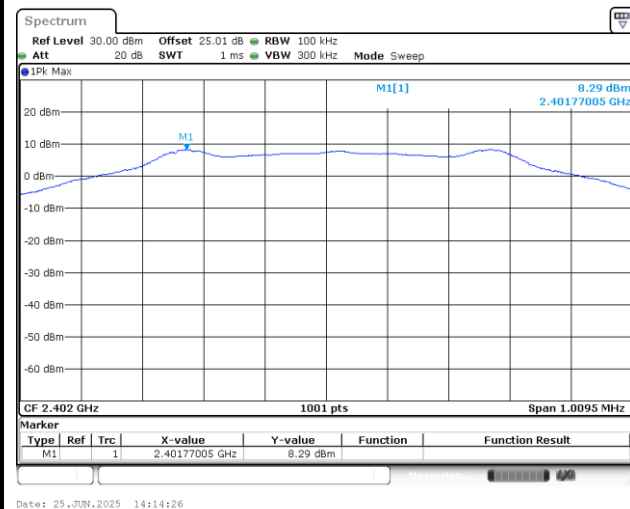
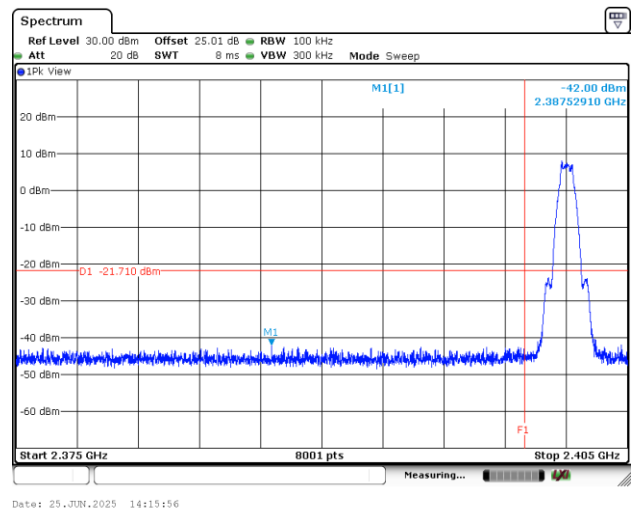
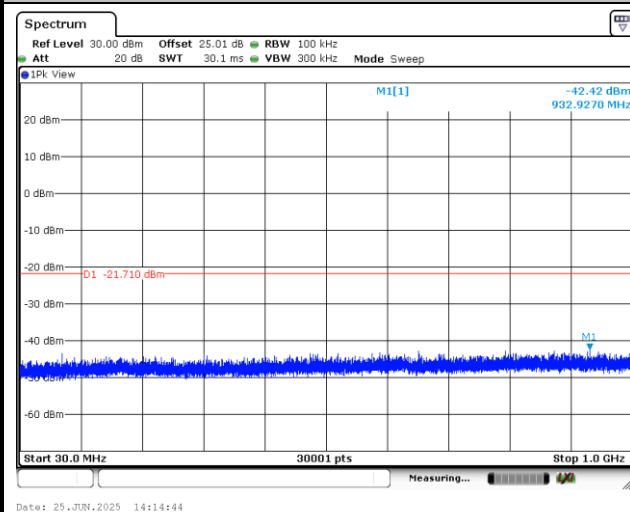
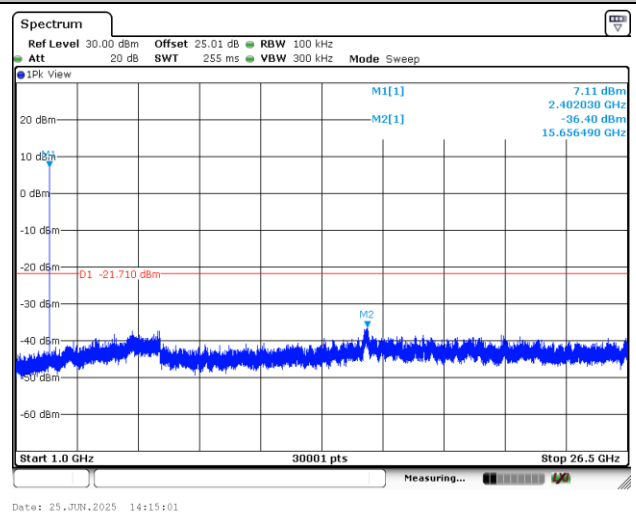


Power Density (dBm/3kHz) Plot Channel 38



**Band Edge and Conducted Spurious Emission**

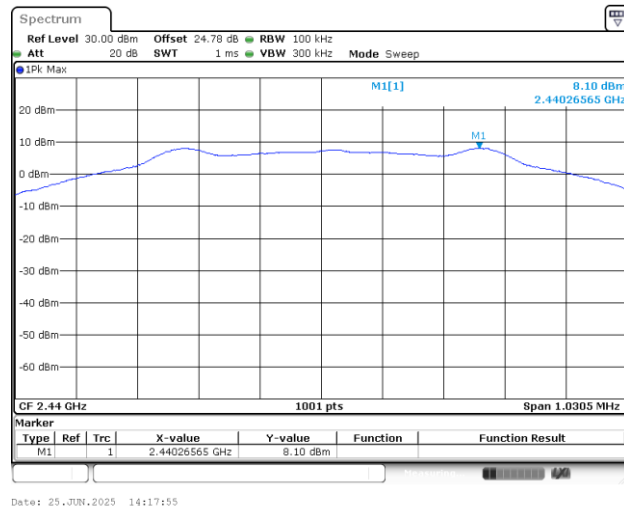
<1Mbps>

Channel 0**100kHz PSD reference Level Plot****Plot on Channel 0****Spurious Emission 30MHz~1GHz Plot****Spurious Emission 1GHz~26.5GHz Plot**

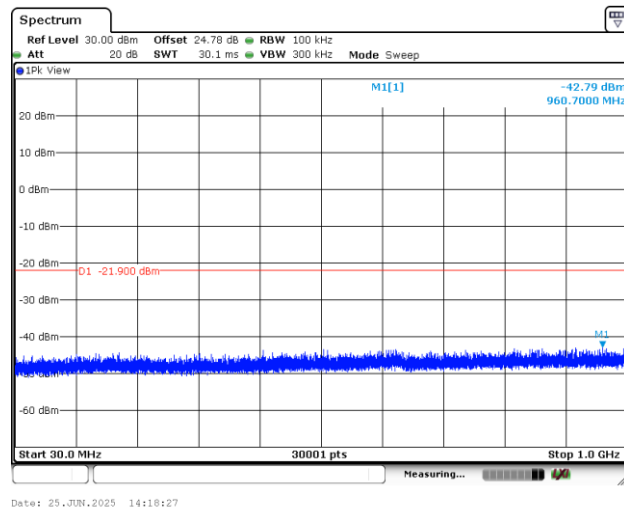


Channel 19

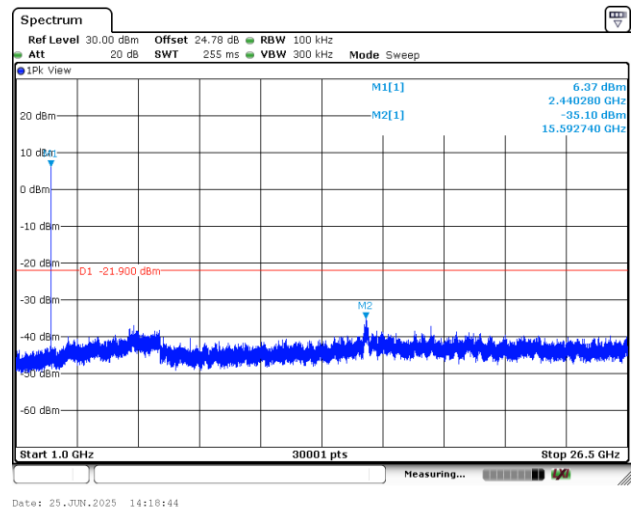
100kHz PSD reference Level Plot



Spurious Emission 30MHz~1GHz Plot



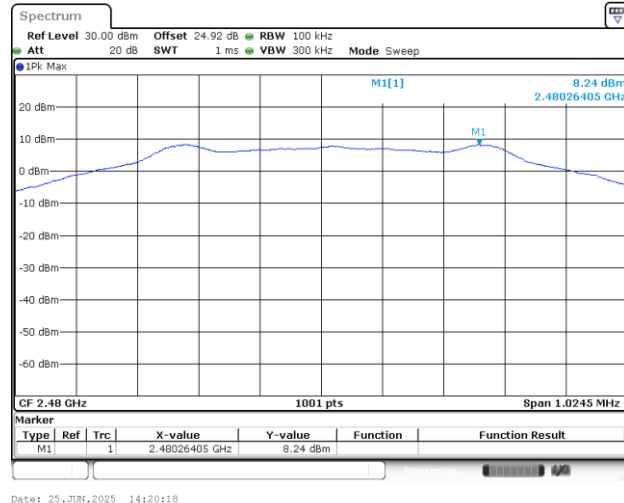
Spurious Emission 1GHz~26.5GHz Plot



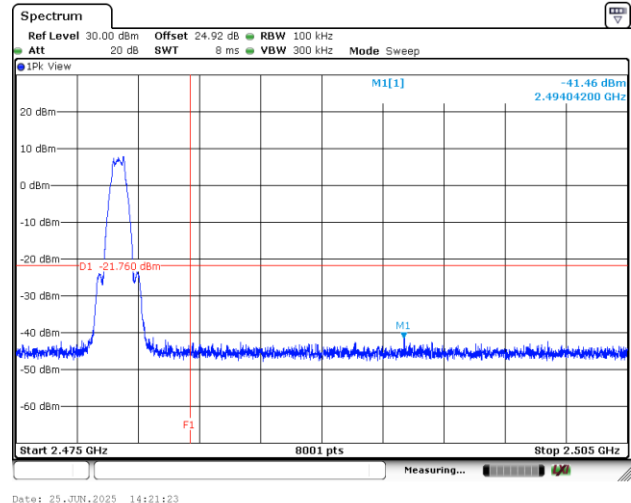


Channel 39

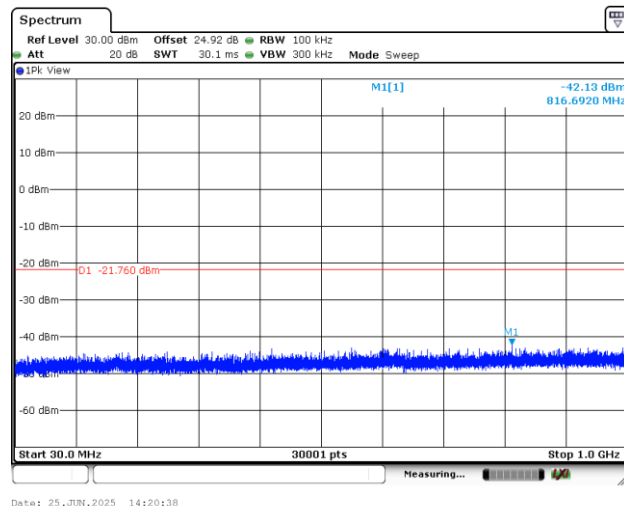
100kHz PSD reference Level Plot



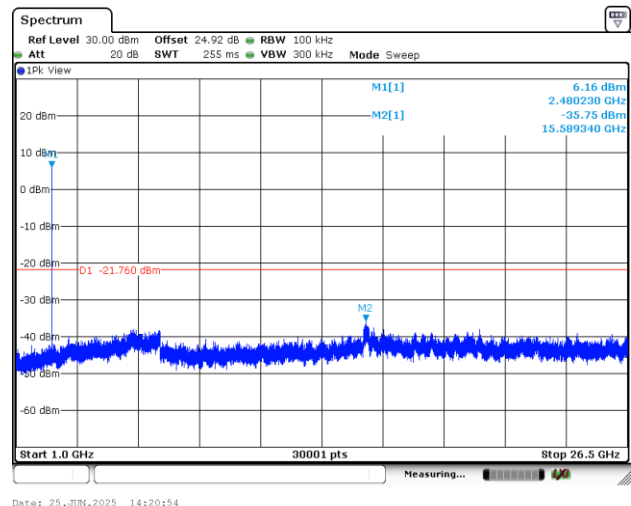
Plot on Channel 39



Spurious Emission 30MHz~1GHz Plot

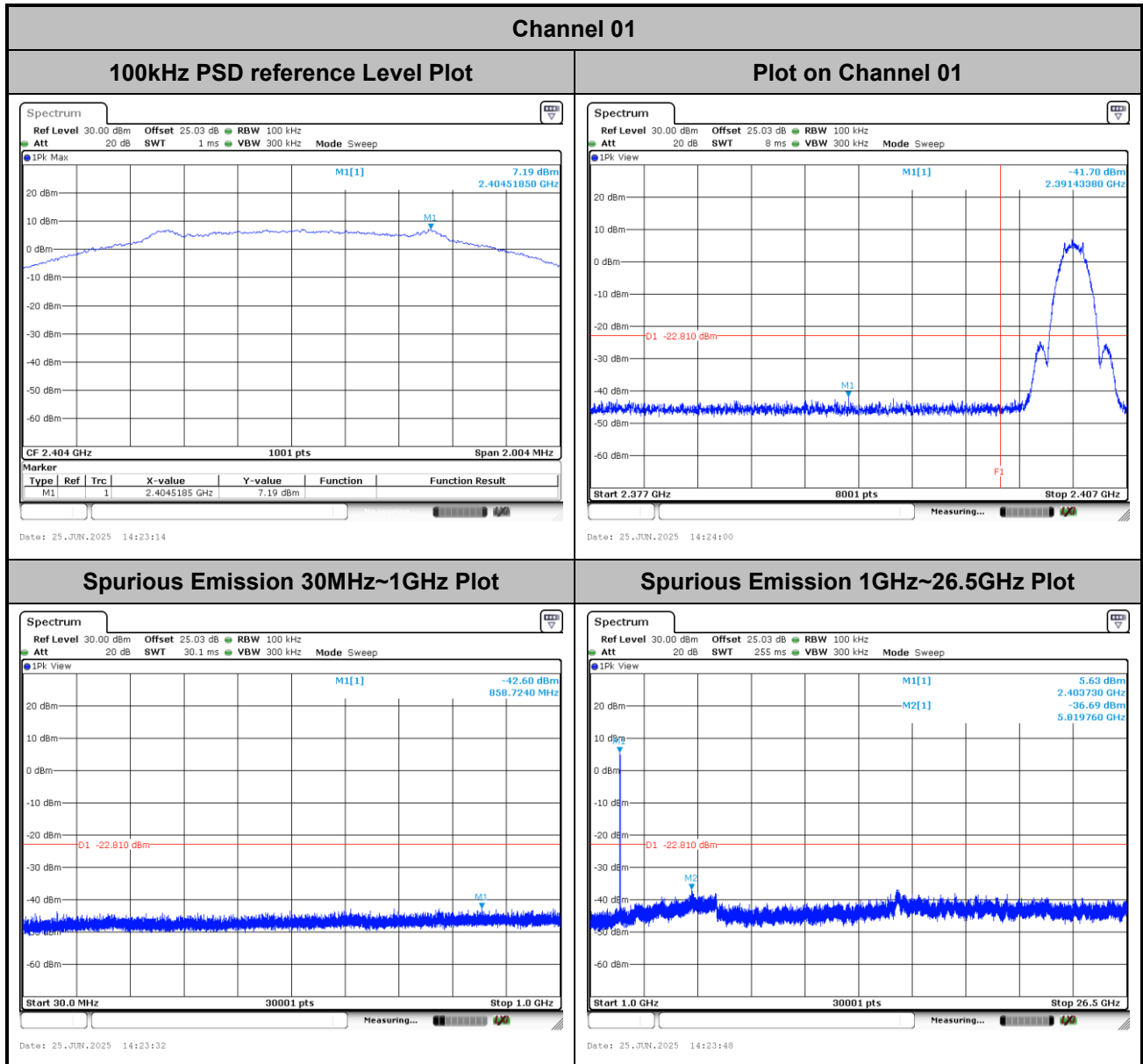


Spurious Emission 1GHz~26.5GHz Plot





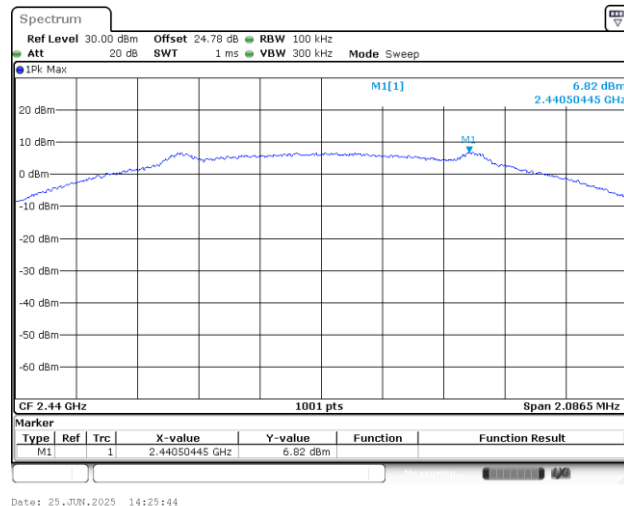
<2Mbps>



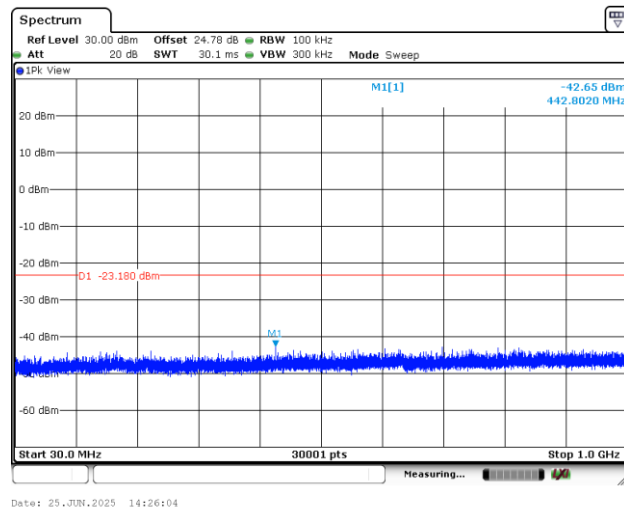


Channel 19

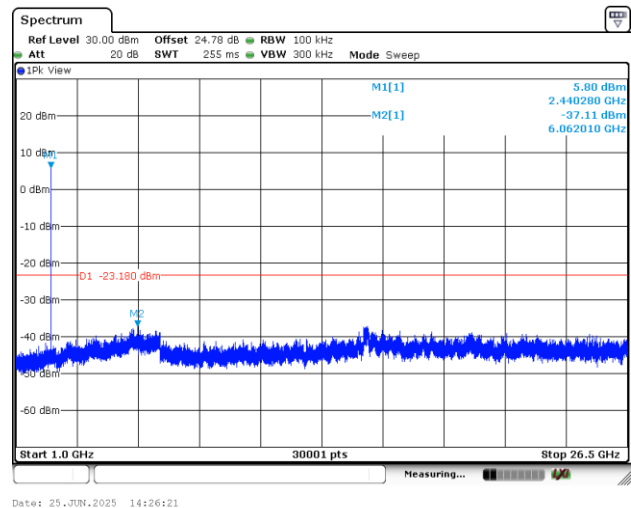
100kHz PSD reference Level Plot



Spurious Emission 30MHz~1GHz Plot



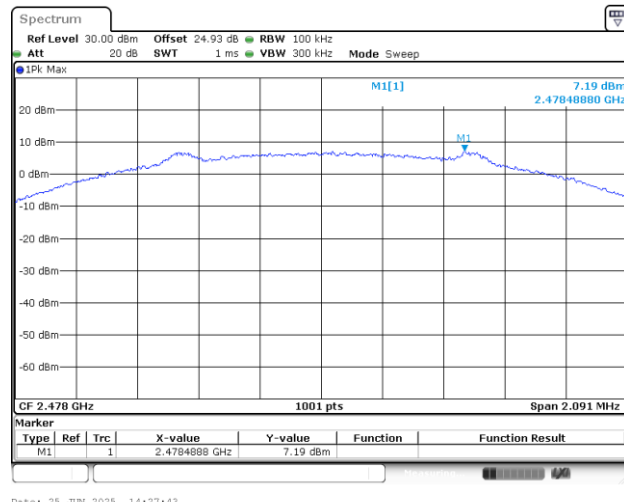
Spurious Emission 1GHz~26.5GHz Plot



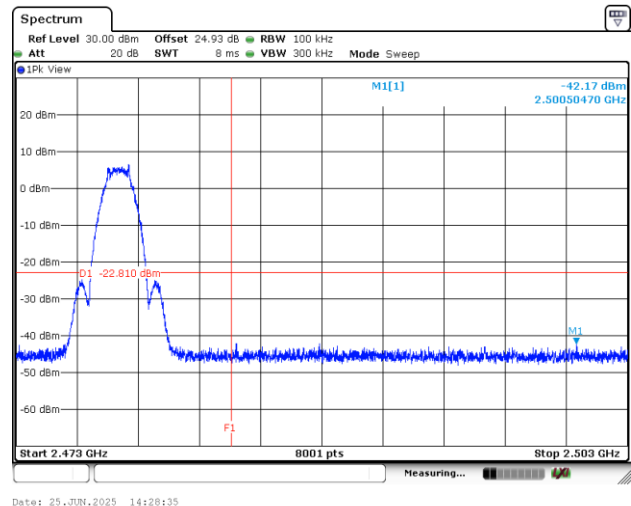


Channel 38

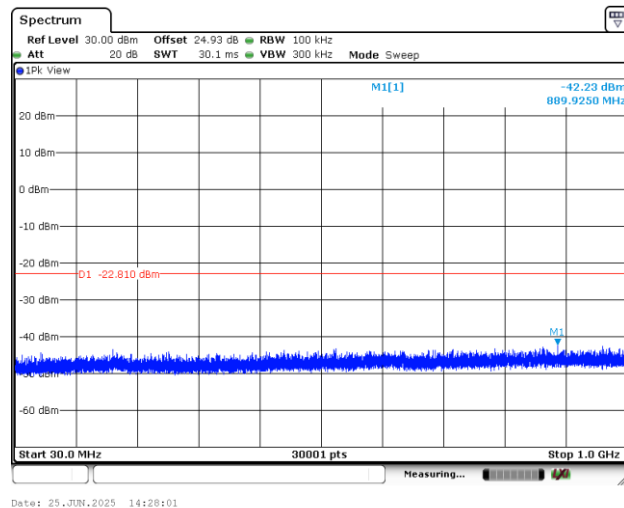
100kHz PSD reference Level Plot



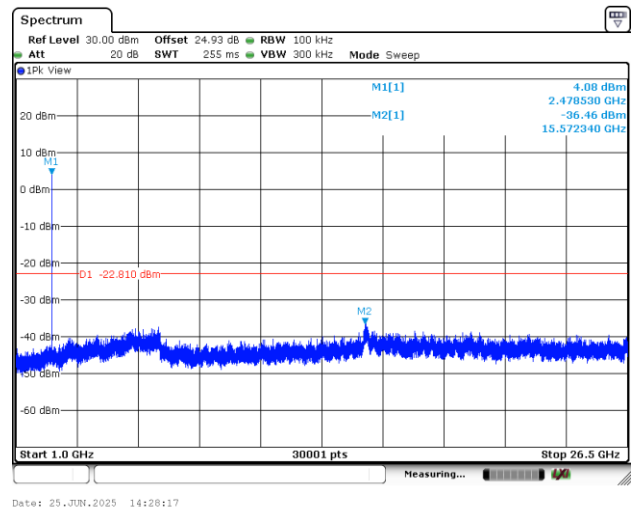
Plot on Channel 38



Spurious Emission 30MHz~1GHz Plot

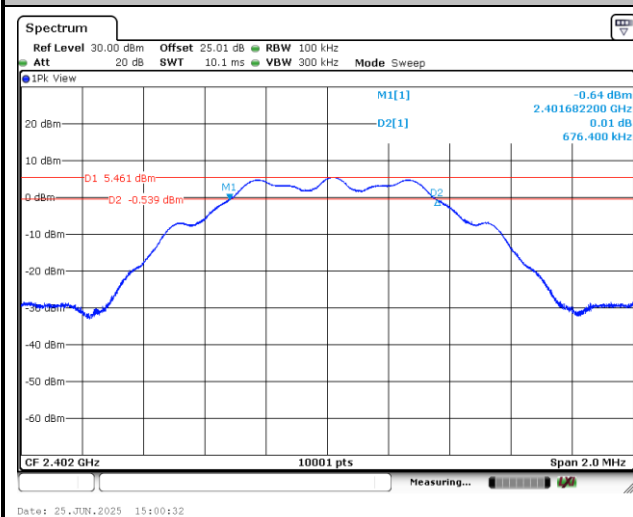
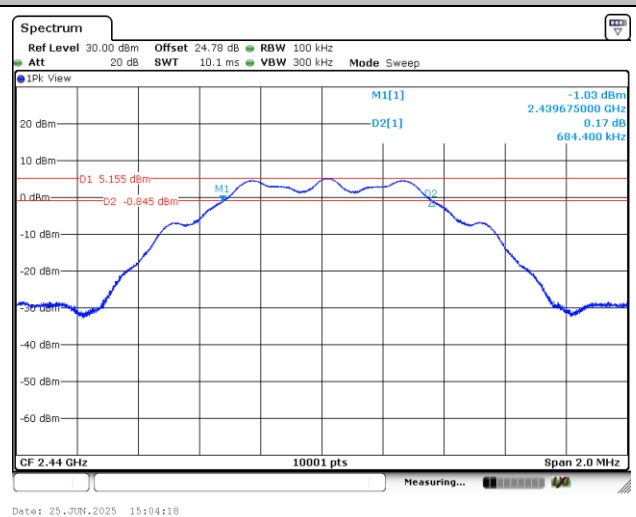
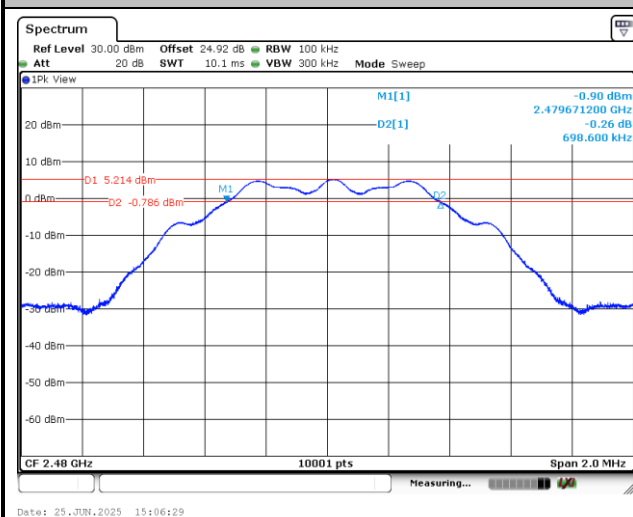


Spurious Emission 1GHz~26.5GHz Plot



**6dB Bandwidth**

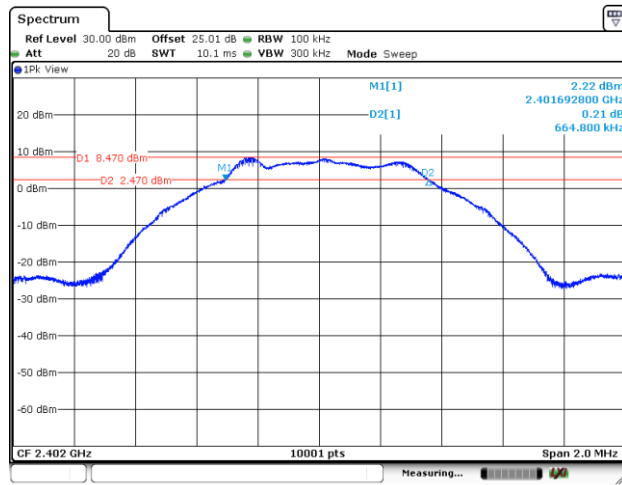
<125kbps>

6 dB Bandwidth Plot on Channel 0**6 dB Bandwidth Plot on Channel 19****6 dB Bandwidth Plot on Channel 39**

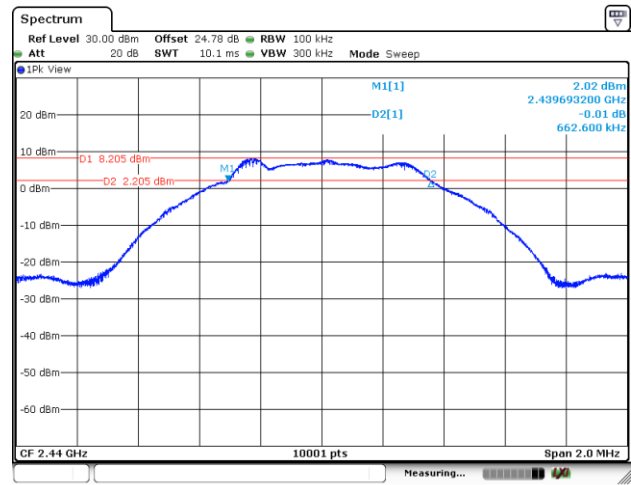


<500kbps>

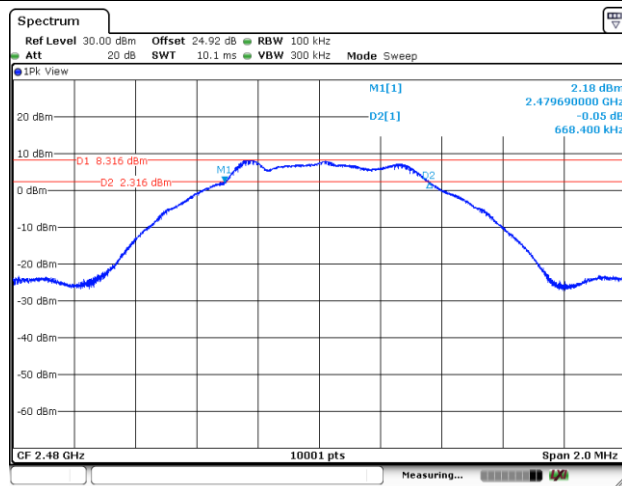
6 dB Bandwidth Plot on Channel 0



6 dB Bandwidth Plot on Channel 19

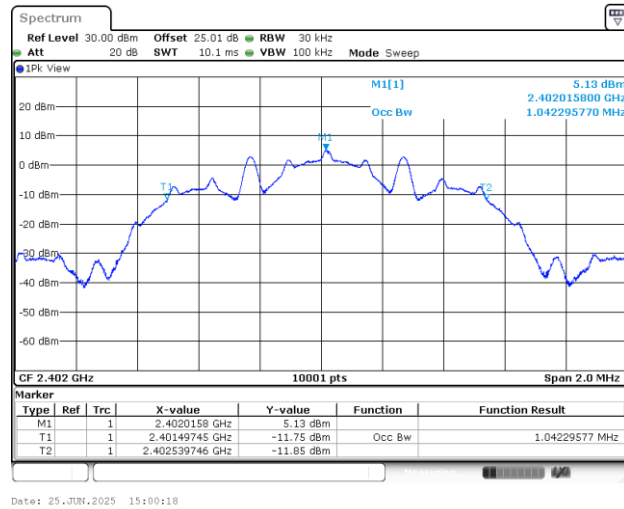
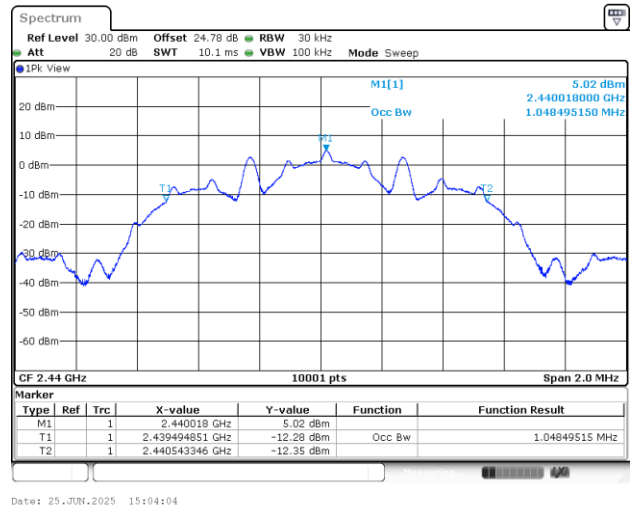
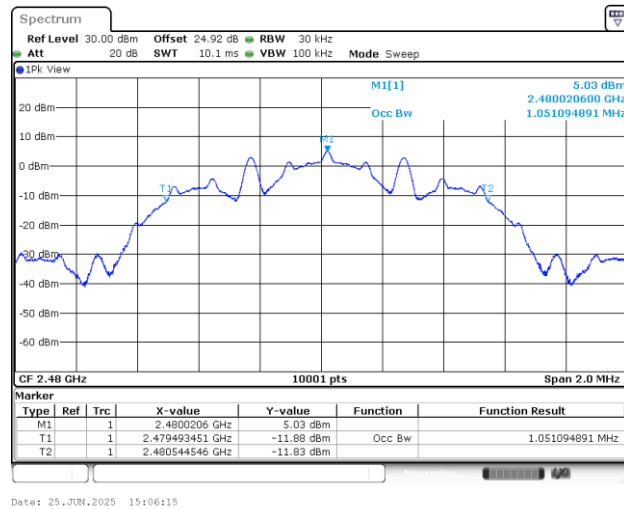


6 dB Bandwidth Plot on Channel 39



**99% Occupied Bandwidth**

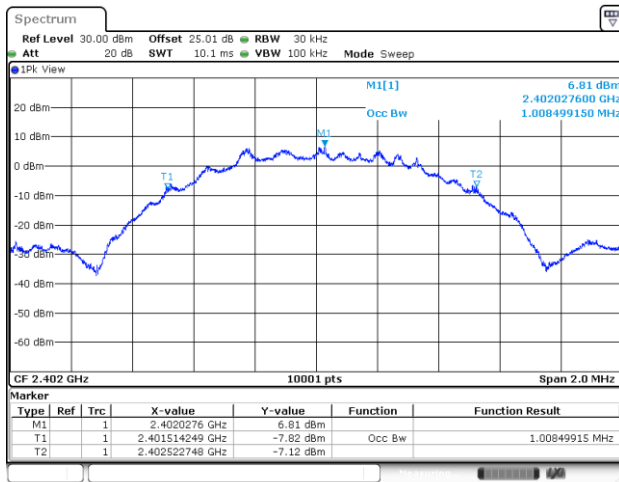
<125kbps>

99% Occupied Bandwidth Plot on Channel 0**99% Occupied Bandwidth Plot on Channel 19****99% Occupied Bandwidth Plot on Channel 39**

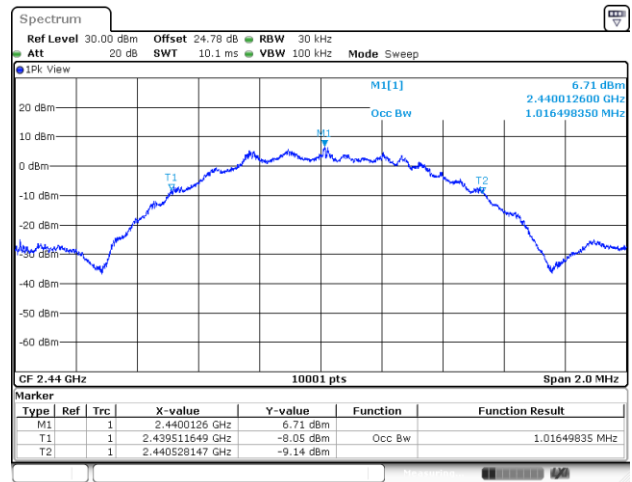


<500kbps>

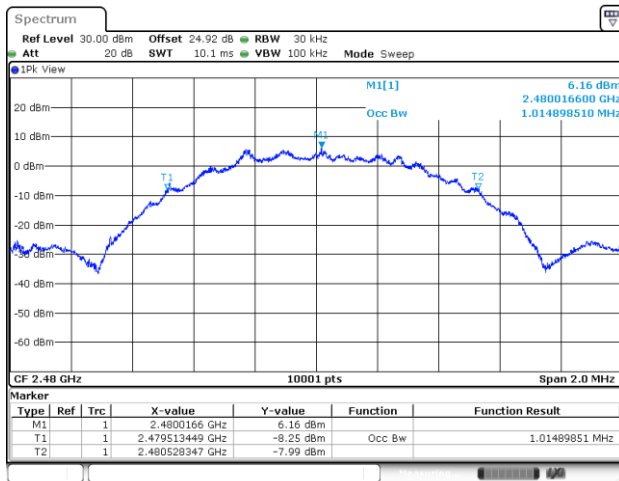
99% Occupied Bandwidth Plot on Channel 0



99% Occupied Bandwidth Plot on Channel 19

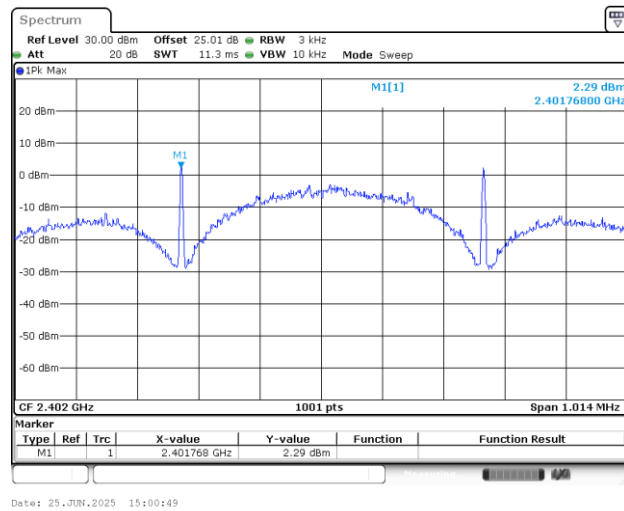
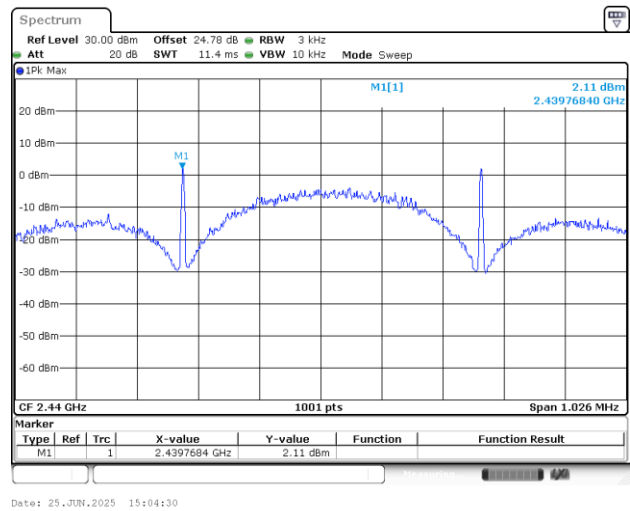
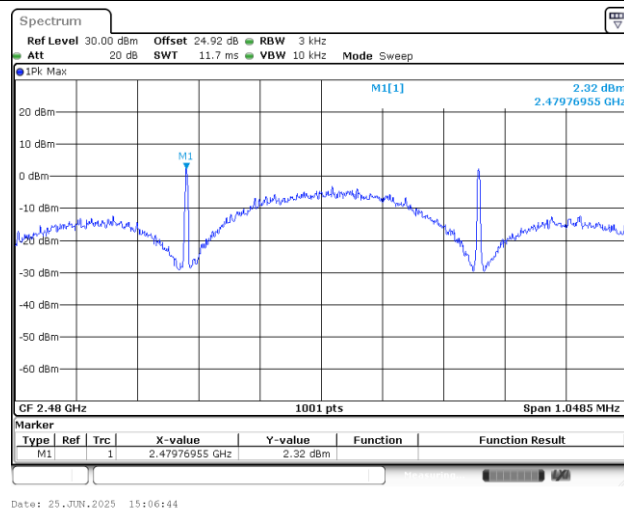


99% Occupied Bandwidth Plot on Channel 39



**Power Spectral Density (dBm/3kHz)**

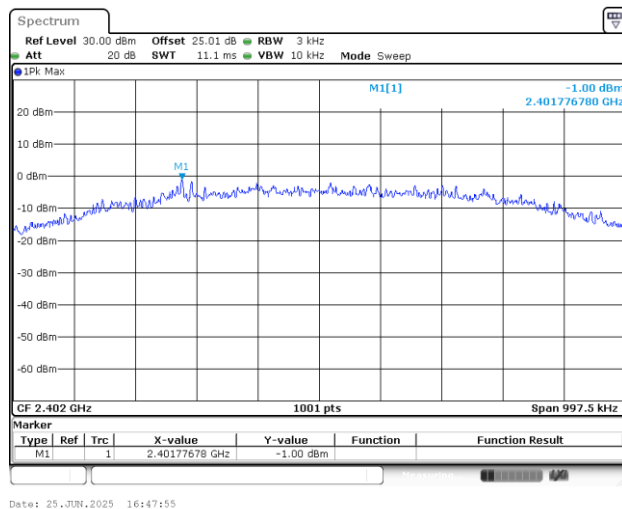
<125kbps>

Power Density (dBm/3kHz) Plot Channel 0**Power Density (dBm/3kHz) Plot Channel 19****Power Density (dBm/3kHz) Plot Channel 39**

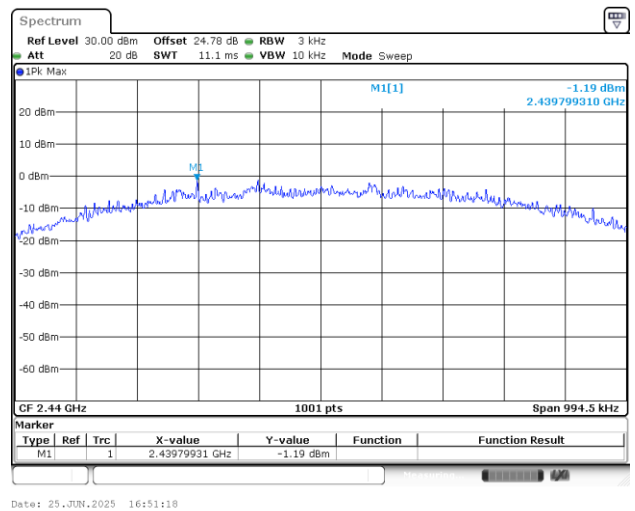


<500kbps>

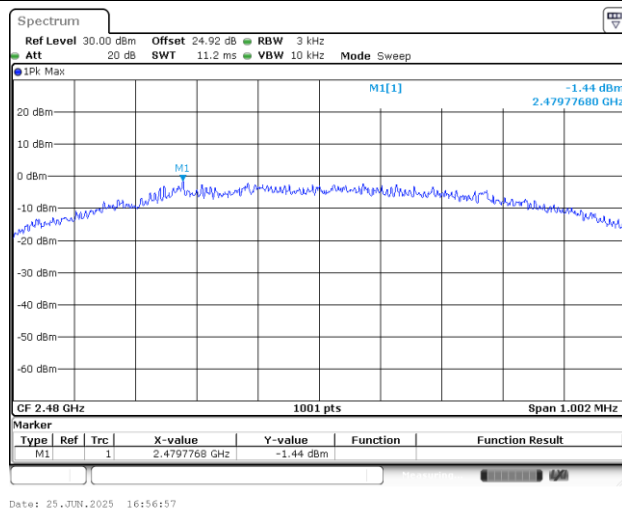
Power Density (dBm/3kHz) Plot Channel 0



Power Density (dBm/3kHz) Plot Channel 19

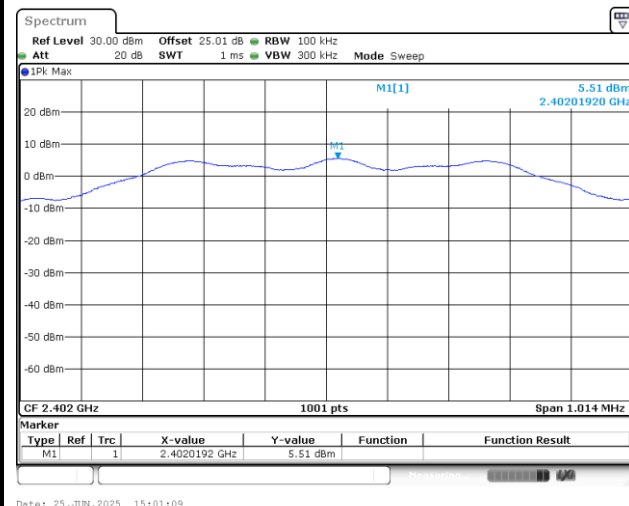
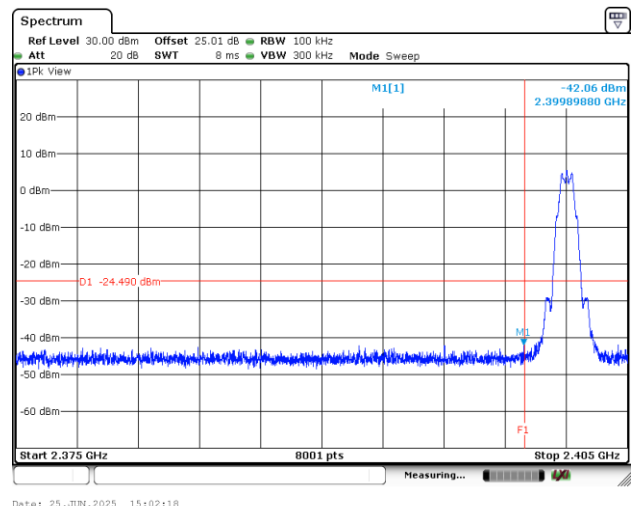
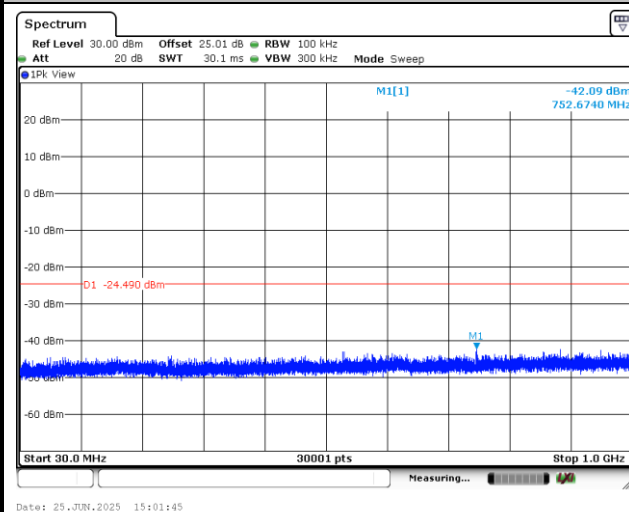
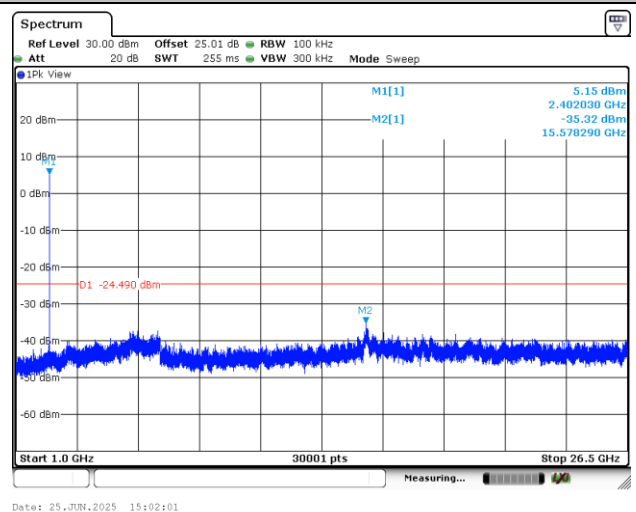


Power Density (dBm/3kHz) Plot Channel 39



**Band Edge and Conducted Spurious Emission**

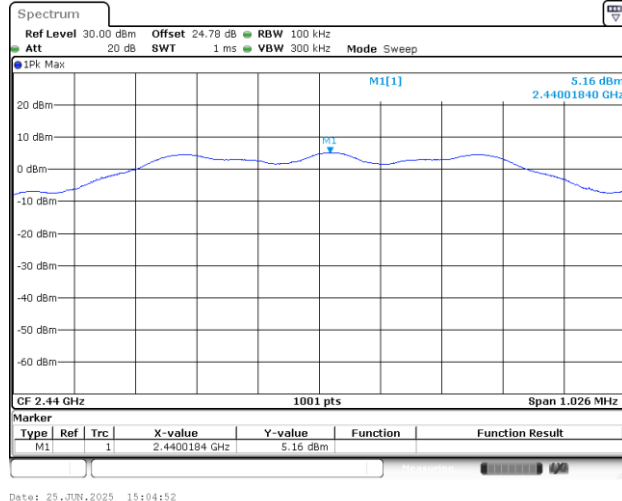
<125kbps>

Channel 0**100kHz PSD reference Level Plot****Plot on Channel 0****Spurious Emission 30MHz~1GHz Plot****Spurious Emission 1GHz~26.5GHz Plot**

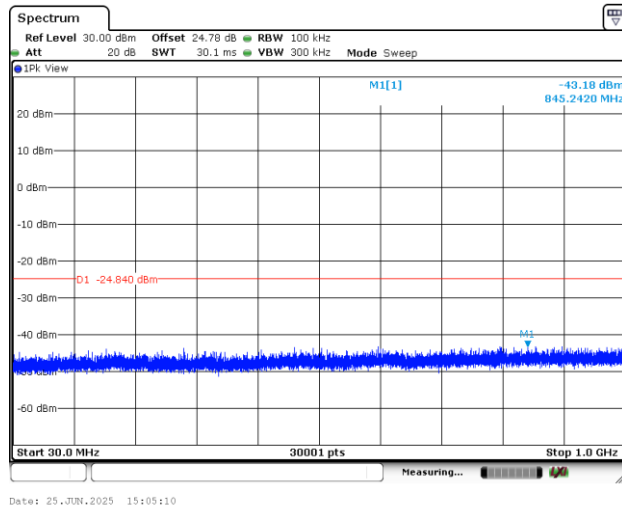


Channel 19

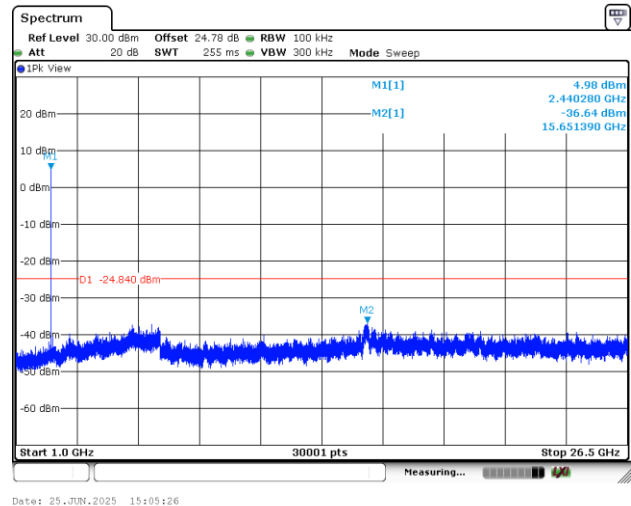
100kHz PSD reference Level Plot



Spurious Emission 30MHz~1GHz Plot



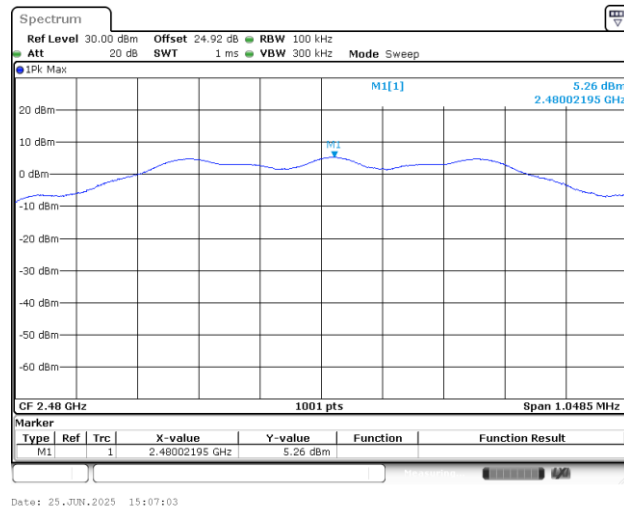
Spurious Emission 1GHz~26.5GHz Plot



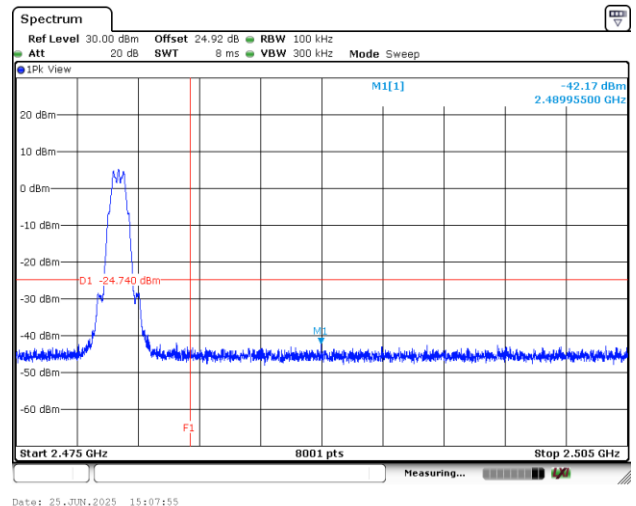


Channel 39

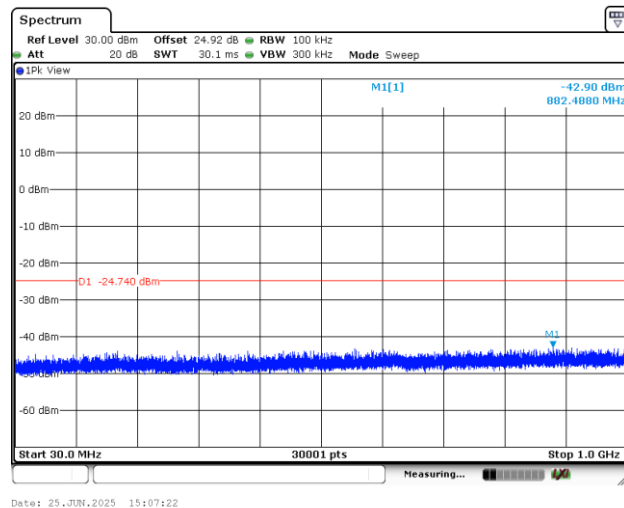
100kHz PSD reference Level Plot



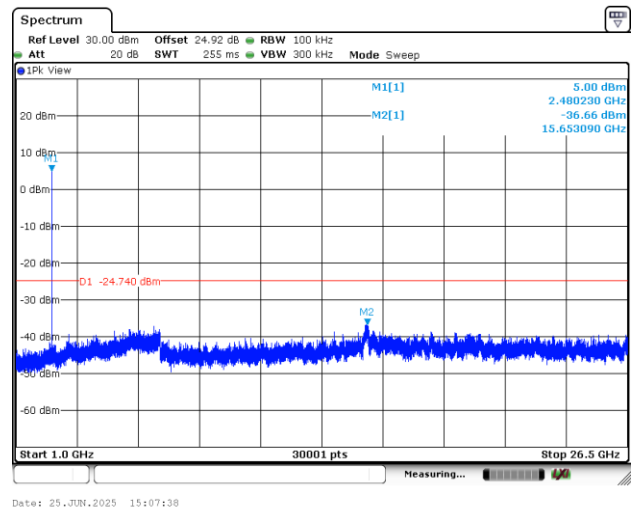
Plot on Channel 39



Spurious Emission 30MHz~1GHz Plot

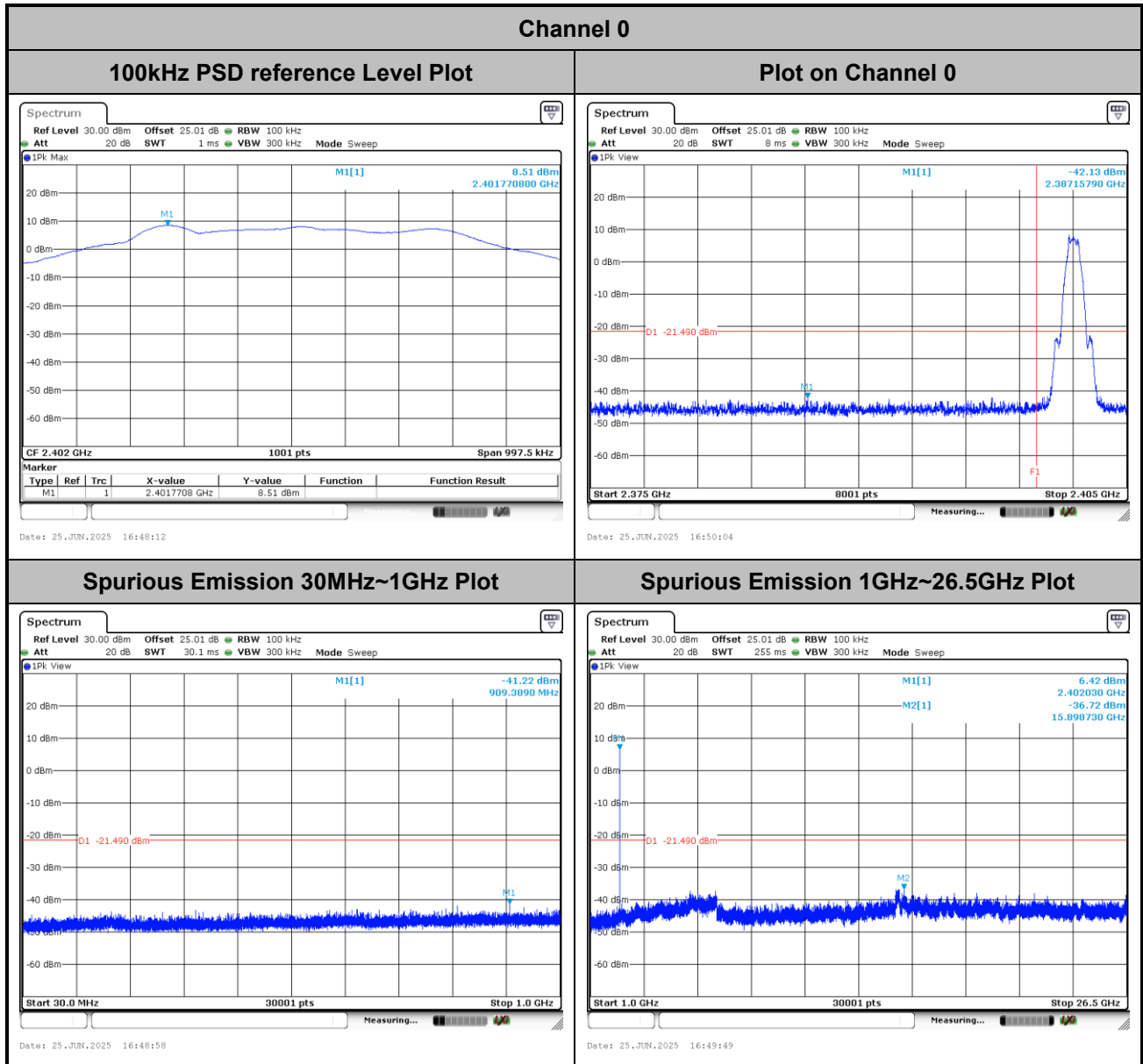


Spurious Emission 1GHz~26.5GHz Plot





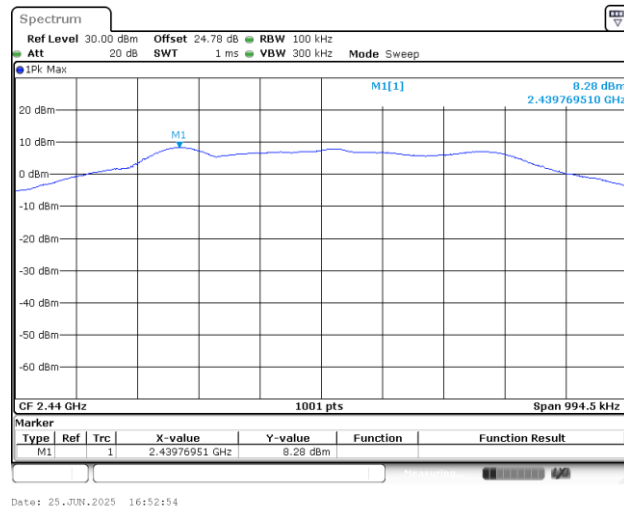
<500kbps>



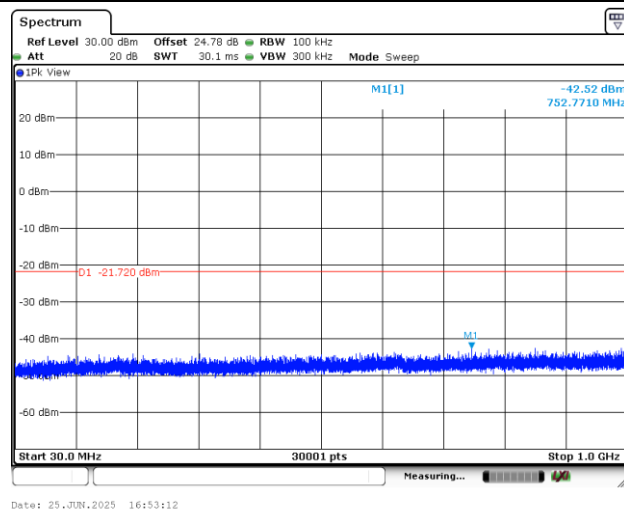


Channel 19

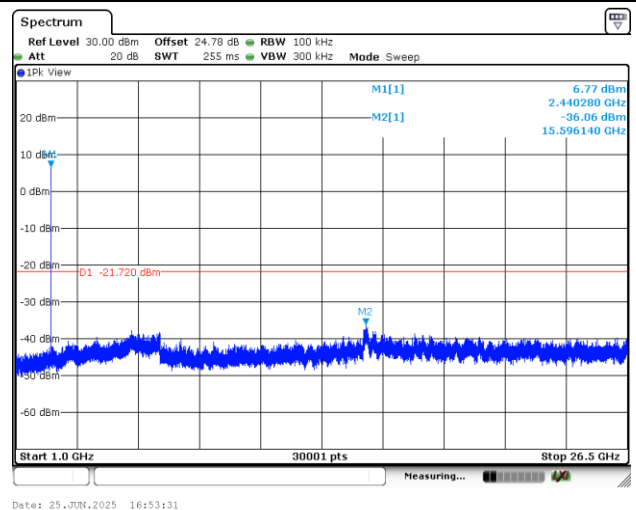
100kHz PSD reference Level Plot



Spurious Emission 30MHz~1GHz Plot



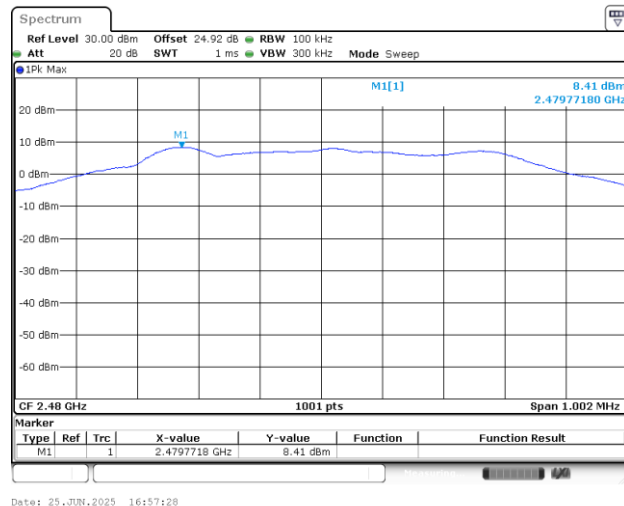
Spurious Emission 1GHz~26.5GHz Plot



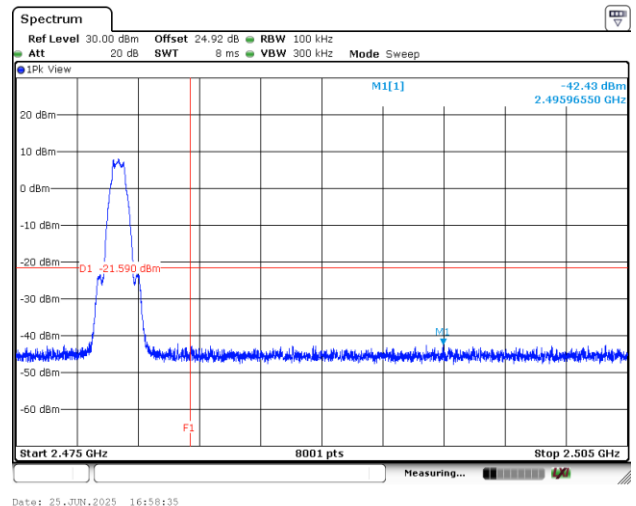


Channel 39

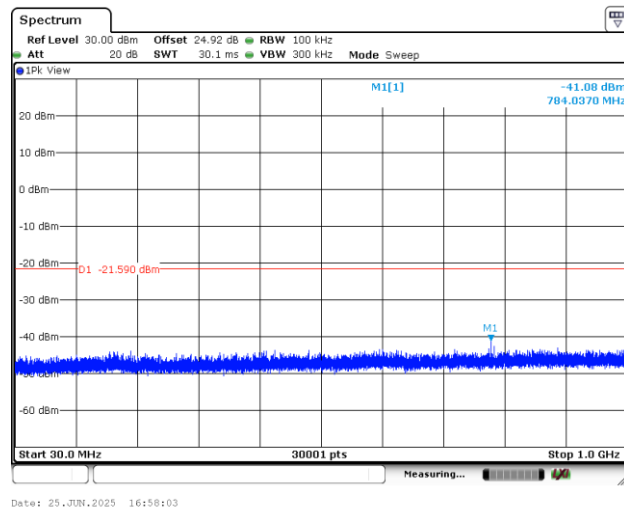
100kHz PSD reference Level Plot



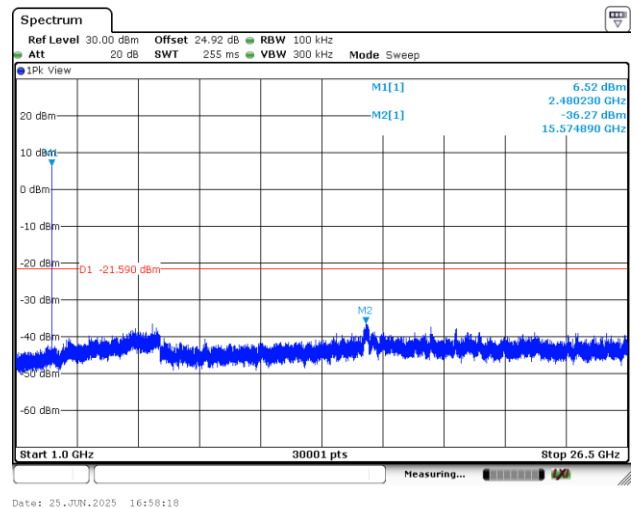
Plot on Channel 39



Spurious Emission 30MHz~1GHz Plot



Spurious Emission 1GHz~26.5GHz Plot





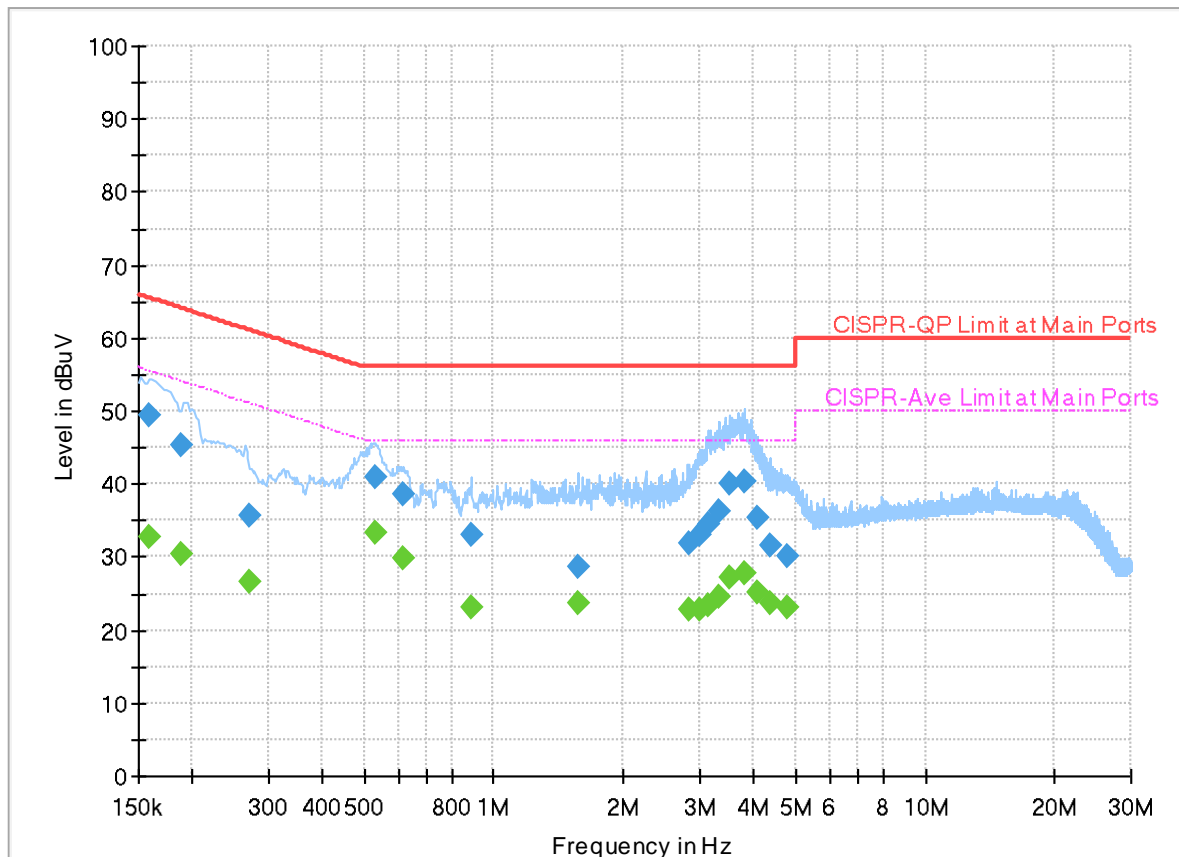
Appendix B. AC Conducted Emission Test Results

Test Engineer :	Louis Chung	Temperature :	23.7 ~ 26.6°C
		Relative Humidity :	48.2 ~ 57.3%

EUT Information

Report NO : 560345
Test Mode : Mode 1
Test Voltage : 120Vac/60Hz
Phase : Line

Full Spectrum



Final_Result

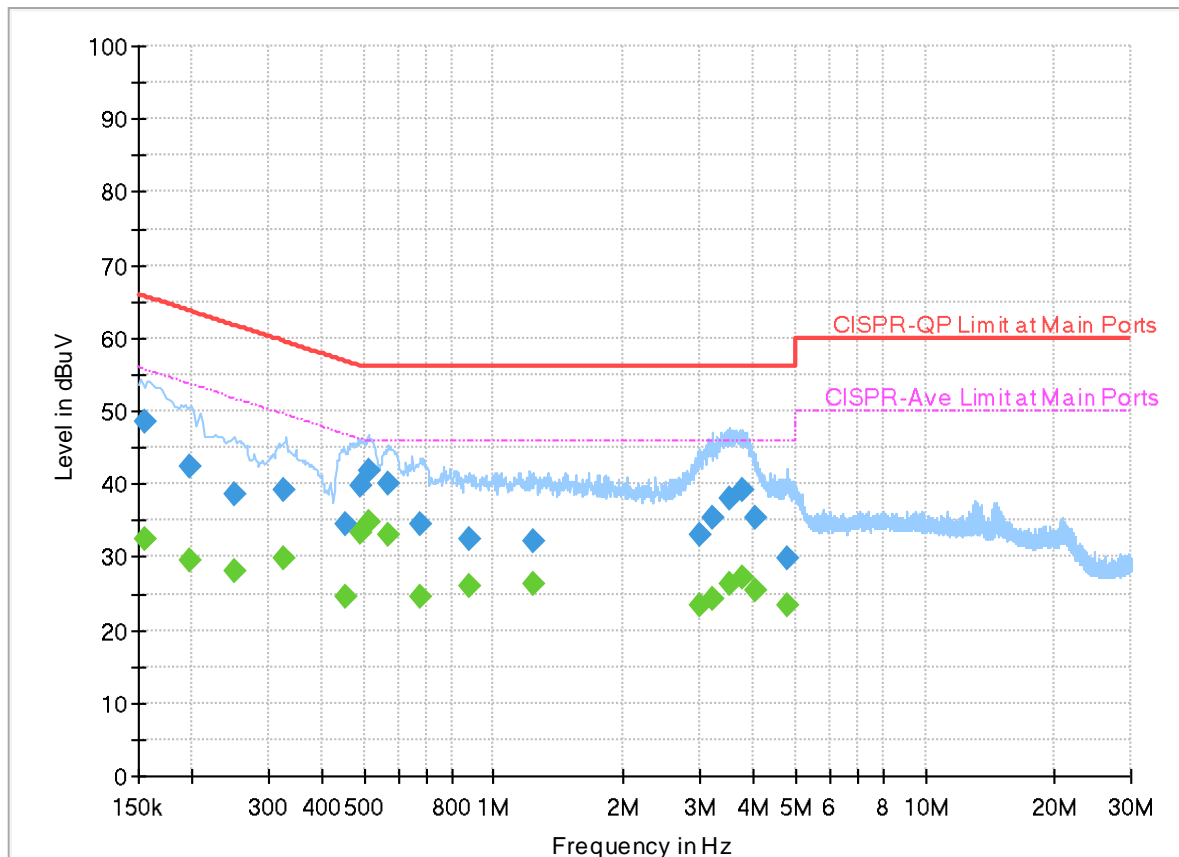
Frequency (MHz)	QuasiPeak (dBuV)	CAverage (dBuV)	Limit (dBuV)	Margin (dB)	Line	PE	Corr. (dB)
0.159000	---	32.85	55.52	22.67	L1	FLO	20.0
0.159000	49.28	---	65.52	16.24	L1	FLO	20.0
0.188250	---	30.53	54.11	23.58	L1	FLO	20.0
0.188250	45.38	---	64.11	18.73	L1	FLO	20.0
0.271500	---	26.48	51.07	24.59	L1	FLO	20.0
0.271500	35.53	---	61.07	25.54	L1	FLO	20.0
0.531780	---	33.29	46.00	12.71	L1	FLO	20.0
0.531780	40.94	---	56.00	15.06	L1	FLO	20.0
0.613500	---	29.71	46.00	16.29	L1	FLO	20.0
0.613500	38.61	---	56.00	17.39	L1	FLO	20.0
0.883590	---	23.16	46.00	22.84	L1	FLO	20.0
0.883590	32.93	---	56.00	23.07	L1	FLO	20.0
1.563000	---	23.57	46.00	22.43	L1	FLO	20.0
1.563000	28.54	---	56.00	27.46	L1	FLO	20.0
2.824440	---	22.80	46.00	23.20	L1	FLO	20.1
2.824440	31.97	---	56.00	24.03	L1	FLO	20.1
3.004260	---	22.87	46.00	23.13	L1	FLO	20.1
3.004260	32.91	---	56.00	23.09	L1	FLO	20.1
3.137010	---	23.44	46.00	22.56	L1	FLO	20.1

3.137010	34.45	---	56.00	21.55	L1	FLO	20.1
3.331770	---	24.59	46.00	21.41	L1	FLO	20.1
3.331770	36.40	---	56.00	19.60	L1	FLO	20.1
3.513750	---	27.13	46.00	18.87	L1	FLO	20.1
3.513750	39.95	---	56.00	16.05	L1	FLO	20.1
3.810750	---	27.84	46.00	18.16	L1	FLO	20.1
3.810750	40.23	---	56.00	15.77	L1	FLO	20.1
4.092000	---	25.18	46.00	20.82	L1	FLO	20.1
4.092000	35.29	---	56.00	20.71	L1	FLO	20.1
4.360920	---	23.72	46.00	22.28	L1	FLO	20.1
4.360920	31.68	---	56.00	24.32	L1	FLO	20.1
4.802460	---	23.23	46.00	22.77	L1	FLO	20.2
4.802460	30.18	---	56.00	25.82	L1	FLO	20.2

EUT Information

Report NO : 560345
Test Mode : Mode 1
Test Voltage : 120Vac/60Hz
Phase : Neutral

Full Spectrum



Final_Result

Frequency (MHz)	QuasiPeak (dBuV)	CAverage (dBuV)	Limit (dBuV)	Margin (dB)	Line	PE	Corr. (dB)
0.154500	---	32.52	55.75	23.23	N	FLO	20.0
0.154500	48.41	---	65.75	17.34	N	FLO	20.0
0.197250	---	29.55	53.73	24.18	N	FLO	20.0
0.197250	42.28	---	63.73	21.45	N	FLO	20.0
0.250260	---	28.04	51.75	23.71	N	FLO	20.0
0.250260	38.47	---	61.75	23.28	N	FLO	20.0
0.325500	---	29.82	49.57	19.75	N	FLO	20.0
0.325500	39.20	---	59.57	20.37	N	FLO	20.0
0.453750	---	24.59	46.81	22.22	N	FLO	20.0
0.453750	34.46	---	56.81	22.35	N	FLO	20.0
0.488940	---	33.47	46.19	12.72	N	FLO	20.0
0.488940	39.81	---	56.19	16.38	N	FLO	20.0
0.515130	---	34.72	46.00	11.28	N	FLO	20.0
0.515130	41.77	---	56.00	14.23	N	FLO	20.0
0.571830	---	33.03	46.00	12.97	N	FLO	20.0
0.571830	40.01	---	56.00	15.99	N	FLO	20.0
0.674250	---	24.67	46.00	21.33	N	FLO	20.0
0.674250	34.61	---	56.00	21.39	N	FLO	20.0
0.879000	---	25.98	46.00	20.02	N	FLO	20.0

0.879000	32.52	---	56.00	23.48	N	FLO	20.0
1.235760	---	26.30	46.00	19.70	N	FLO	20.0
1.235760	32.16	---	56.00	23.84	N	FLO	20.0
2.991750	---	23.37	46.00	22.63	N	FLO	20.1
2.991750	33.03	---	56.00	22.97	N	FLO	20.1
3.228000	---	24.36	46.00	21.64	N	FLO	20.1
3.228000	35.42	---	56.00	20.58	N	FLO	20.1
3.516000	---	26.28	46.00	19.72	N	FLO	20.1
3.516000	38.02	---	56.00	17.98	N	FLO	20.1
3.761520	---	27.18	46.00	18.82	N	FLO	20.1
3.761520	39.16	---	56.00	16.84	N	FLO	20.1
4.038900	---	25.42	46.00	20.58	N	FLO	20.1
4.038900	35.30	---	56.00	20.70	N	FLO	20.1
4.791750	---	23.26	46.00	22.74	N	FLO	20.2
4.791750	29.89	---	56.00	26.11	N	FLO	20.2



Appendix C. Radiated Spurious Emission Test Data

Test Engineer :	Leo Li, Karl Hou, and Lucifer Jiang	Relative Humidity(%):	56.2 ~ 58.7%
		Temperature(°C):	20.9 ~ 21.3°C

Note symbol

-L	Low channel location
-R	High channel location

C1-1. Radiated Spurious Emission Test Modes

Mode	Band (MHz)	Antenna	Modulation	Channel	Frequency	Data Rate	RU	Remark
Mode 1	2400-2483.5	1	Bluetooth-LE_GFSK	00	2402	1Mbps	-	-
Mode 2	2400-2483.5	1	Bluetooth-LE_GFSK	19	2440	1Mbps	-	-
Mode 3	2400-2483.5	1	Bluetooth-LE_GFSK	39	2480	1Mbps	-	-

**C1-2. Summary of each worse mode**

Mode	Modulation	Ch.	Freq. (MHz)	Level (dBuV/m)	Limit (dBuV/m)	Margin (dB)	Pol.	Peak Avg.	Result	RU	Remark
1	Bluetooth-LE_GFSK	00	2389.58	39.48	54.00	-14.52	H	Avg.	Pass	-	Band Edge
	Bluetooth-LE_GFSK	00	4804.00	43.32	54.00	-10.68	H	Avg.	Pass	-	Harmonic
2	Bluetooth-LE_GFSK	19	2330.02	39.39	54.00	-14.61	H	Avg.	Pass	-	Band Edge
	Bluetooth-LE_GFSK	19	7320.00	49.14	54.00	-4.86	H	Avg.	Pass	-	Harmonic
3	Bluetooth-LE_GFSK	39	2483.52	40.24	54.00	-13.76	H	Avg.	Pass	-	Band Edge
	Bluetooth-LE_GFSK	39	4960.00	49.60	54.00	-4.40	H	Avg.	Pass	-	Harmonic

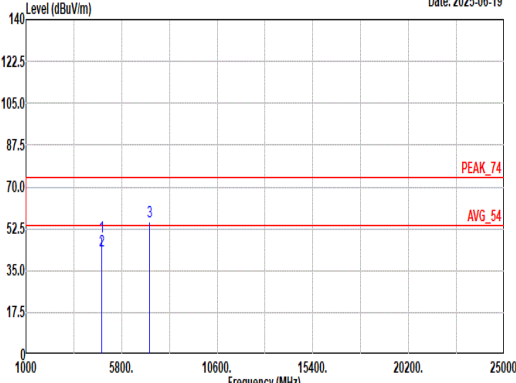
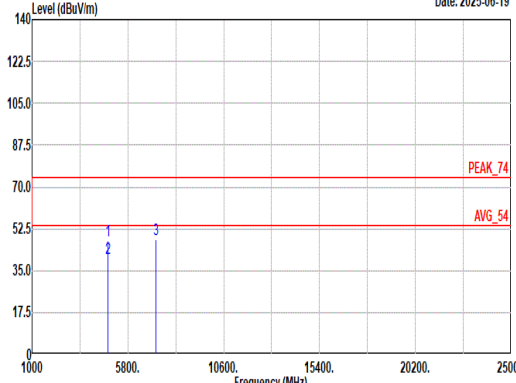


Mode	1																																																																																																			
	Band Edge																																																																																																			
	2400-2483.5_Bluetooth-LE_GFSK_CH00_2402MHz																																																																																																			
ANT	1																																																																																																			
Pol.	Horizontal						Fundamental																																																																																													
Peak	<div><p>Level (dBuV/m) Date: 2025-06-19</p><p>Site : 03CH23-HY Condition: PEAK_BE_74 3m DRH18-E_KV2D06A18ES_241025 HORIZONTAL : RBW:1000.000kHz VBW:3000.000kHz SMT:Auto</p><table><tr><th></th><th>Limit</th><th>Read</th><th>Ant</th><th>Cable</th><th>Preamp</th><th>Aux</th><th>APos</th><th>TPos</th><th>Remark</th></tr><tr><th>Freq</th><th>Level</th><th>Line</th><th>Margin</th><th>Level</th><th>Factor</th><th>Loss</th><th>Factor</th><th>Factor</th><th></th></tr><tr><th></th><th>MHz</th><th>dBuV/m</th><th>dBuV/m</th><th>dB</th><th>dBuV</th><th>dB/m</th><th>dB</th><th>dB</th><th>cm</th><th>deg</th></tr><tr><td>1</td><td>2340.73</td><td>51.11</td><td>74.00</td><td>-22.89</td><td>38.44</td><td>27.09</td><td>7.14</td><td>31.93</td><td>10.37</td><td>100</td><td>175</td><td>Peak</td></tr></table></div>							Limit	Read	Ant	Cable	Preamp	Aux	APos	TPos	Remark	Freq	Level	Line	Margin	Level	Factor	Loss	Factor	Factor			MHz	dBuV/m	dBuV/m	dB	dBuV	dB/m	dB	dB	cm	deg	1	2340.73	51.11	74.00	-22.89	38.44	27.09	7.14	31.93	10.37	100	175	Peak	<div><p>Level (dBuV/m) Date: 2025-06-19</p><p>Site : 03CH23-HY Condition: PEAK_74 3m DRH18-E_KV2D06A18ES_241025 HORIZONTAL : RBW:1000.000kHz VBW:3000.000kHz SMT:Auto</p><table><tr><th></th><th>Limit</th><th>Read</th><th>Ant</th><th>Cable</th><th>Preamp</th><th>Aux</th><th>APos</th><th>TPos</th><th>Remark</th></tr><tr><th>Freq</th><th>Level</th><th>Line</th><th>Margin</th><th>Level</th><th>Factor</th><th>Loss</th><th>Factor</th><th>Factor</th><th></th></tr><tr><th></th><th>MHz</th><th>dBuV/m</th><th>dBuV/m</th><th>dB</th><th>dBuV</th><th>dB/m</th><th>dB</th><th>dB</th><th>cm</th><th>deg</th></tr><tr><td>1</td><td>2402.00</td><td>103.99</td><td>-----</td><td>-----</td><td>91.47</td><td>26.88</td><td>7.23</td><td>31.97</td><td>10.38</td><td>100</td><td>175</td><td>Peak</td></tr></table></div>							Limit	Read	Ant	Cable	Preamp	Aux	APos	TPos	Remark	Freq	Level	Line	Margin	Level	Factor	Loss	Factor	Factor			MHz	dBuV/m	dBuV/m	dB	dBuV	dB/m	dB	dB	cm	deg	1	2402.00	103.99	-----	-----	91.47	26.88	7.23	31.97	10.38	100	175	Peak
		Limit	Read	Ant	Cable	Preamp	Aux	APos	TPos	Remark																																																																																										
Freq	Level	Line	Margin	Level	Factor	Loss	Factor	Factor																																																																																												
	MHz	dBuV/m	dBuV/m	dB	dBuV	dB/m	dB	dB	cm	deg																																																																																										
1	2340.73	51.11	74.00	-22.89	38.44	27.09	7.14	31.93	10.37	100	175	Peak																																																																																								
	Limit	Read	Ant	Cable	Preamp	Aux	APos	TPos	Remark																																																																																											
Freq	Level	Line	Margin	Level	Factor	Loss	Factor	Factor																																																																																												
	MHz	dBuV/m	dBuV/m	dB	dBuV	dB/m	dB	dB	cm	deg																																																																																										
1	2402.00	103.99	-----	-----	91.47	26.88	7.23	31.97	10.38	100	175	Peak																																																																																								
Avg	<div><p>Level (dBuV/m) Date: 2025-06-19</p><p>Site : 03CH23-HY Condition: AVG_BE_54 3m DRH18-E_KV2D06A18ES_241025 HORIZONTAL : RBW:1000.000kHz VBW:0.010kHz SMT:Auto</p><table><tr><th></th><th>Limit</th><th>Read</th><th>Ant</th><th>Cable</th><th>Preamp</th><th>Aux</th><th>APos</th><th>TPos</th><th>Remark</th></tr><tr><th>Freq</th><th>Level</th><th>Line</th><th>Margin</th><th>Level</th><th>Factor</th><th>Loss</th><th>Factor</th><th>Factor</th><th></th></tr><tr><th></th><th>MHz</th><th>dBuV/m</th><th>dBuV/m</th><th>dB</th><th>dBuV</th><th>dB/m</th><th>dB</th><th>dB</th><th>cm</th><th>deg</th></tr><tr><td>1</td><td>2389.58</td><td>39.48</td><td>54.00</td><td>-14.52</td><td>26.95</td><td>26.90</td><td>7.21</td><td>31.96</td><td>10.38</td><td>100</td><td>175</td><td>Average</td></tr></table></div>							Limit	Read	Ant	Cable	Preamp	Aux	APos	TPos	Remark	Freq	Level	Line	Margin	Level	Factor	Loss	Factor	Factor			MHz	dBuV/m	dBuV/m	dB	dBuV	dB/m	dB	dB	cm	deg	1	2389.58	39.48	54.00	-14.52	26.95	26.90	7.21	31.96	10.38	100	175	Average	<div><p>Level (dBuV/m) Date: 2025-06-19</p><p>Site : 03CH23-HY Condition: AVG_54 3m DRH18-E_KV2D06A18ES_241025 HORIZONTAL : RBW:1000.000kHz VBW:0.010kHz SMT:Auto</p><table><tr><th></th><th>Limit</th><th>Read</th><th>Ant</th><th>Cable</th><th>Preamp</th><th>Aux</th><th>APos</th><th>TPos</th><th>Remark</th></tr><tr><th>Freq</th><th>Level</th><th>Line</th><th>Margin</th><th>Level</th><th>Factor</th><th>Loss</th><th>Factor</th><th>Factor</th><th></th></tr><tr><th></th><th>MHz</th><th>dBuV/m</th><th>dBuV/m</th><th>dB</th><th>dBuV</th><th>dB/m</th><th>dB</th><th>dB</th><th>cm</th><th>deg</th></tr><tr><td>1</td><td>2402.00</td><td>103.44</td><td>-----</td><td>-----</td><td>90.92</td><td>26.88</td><td>7.23</td><td>31.97</td><td>10.38</td><td>100</td><td>175</td><td>Average</td></tr></table></div>							Limit	Read	Ant	Cable	Preamp	Aux	APos	TPos	Remark	Freq	Level	Line	Margin	Level	Factor	Loss	Factor	Factor			MHz	dBuV/m	dBuV/m	dB	dBuV	dB/m	dB	dB	cm	deg	1	2402.00	103.44	-----	-----	90.92	26.88	7.23	31.97	10.38	100	175	Average
		Limit	Read	Ant	Cable	Preamp	Aux	APos	TPos	Remark																																																																																										
Freq	Level	Line	Margin	Level	Factor	Loss	Factor	Factor																																																																																												
	MHz	dBuV/m	dBuV/m	dB	dBuV	dB/m	dB	dB	cm	deg																																																																																										
1	2389.58	39.48	54.00	-14.52	26.95	26.90	7.21	31.96	10.38	100	175	Average																																																																																								
	Limit	Read	Ant	Cable	Preamp	Aux	APos	TPos	Remark																																																																																											
Freq	Level	Line	Margin	Level	Factor	Loss	Factor	Factor																																																																																												
	MHz	dBuV/m	dBuV/m	dB	dBuV	dB/m	dB	dB	cm	deg																																																																																										
1	2402.00	103.44	-----	-----	90.92	26.88	7.23	31.97	10.38	100	175	Average																																																																																								



Mode	1																																																																																									
	Band Edge																																																																																									
	2400-2483.5_Bluetooth-LE_GFSK_CH00_2402MHz																																																																																									
ANT	1																																																																																									
Pol.	Vertical						Fundamental																																																																																			
Peak	<div><div>Level (dBuV/m)</div><div><div>Date: 2025-06-19</div></div></div> <div>Site : 03CH23-HY Condition: PEAK_BE_74 3m DRH18-E_KV2D06A18ES_241025 VERTICAL : RBW:1000.000kHz VBW:3000.000kHz SMT:Auto</div> <table><tr><th></th><th>Freq</th><th>Level</th><th>Limit</th><th>Line Margin</th><th>Read Level</th><th>Ant Factor</th><th>Cable Loss</th><th>Preamp Factor</th><th>Aux Factor</th><th>APos</th><th>TPos</th><th>Remark</th></tr><tr><th></th><th>MHz</th><th>dBuV/m</th><th>dBuV/m</th><th>dB</th><th>dBuV</th><th>dB/m</th><th>dB</th><th>dB</th><th>dB</th><th>cm</th><th>deg</th><th></th></tr><tr><td>1</td><td>2359.13</td><td>51.24</td><td>74.00</td><td>-22.76</td><td>38.74</td><td>26.91</td><td>7.16</td><td>31.94</td><td>10.37</td><td>100</td><td></td><td>5 Peak</td></tr></table>							Freq	Level	Limit	Line Margin	Read Level	Ant Factor	Cable Loss	Preamp Factor	Aux Factor	APos	TPos	Remark		MHz	dBuV/m	dBuV/m	dB	dBuV	dB/m	dB	dB	dB	cm	deg		1	2359.13	51.24	74.00	-22.76	38.74	26.91	7.16	31.94	10.37	100		5 Peak	<div><div>Level (dBuV/m)</div><div><div>Date: 2025-06-19</div></div></div> <div>Site : 03CH23-HY Condition: PEAK_74 3m DRH18-E_KV2D06A18ES_241025 VERTICAL : RBW:1000.000kHz VBW:3000.000kHz SMT:Auto</div> <table><tr><th></th><th>Freq</th><th>Level</th><th>Limit</th><th>Line Margin</th><th>Read Level</th><th>Ant Factor</th><th>Cable Loss</th><th>Preamp Factor</th><th>Aux Factor</th><th>APos</th><th>TPos</th><th>Remark</th></tr><tr><th></th><th>MHz</th><th>dBuV/m</th><th>dBuV/m</th><th>dB</th><th>dBuV</th><th>dB/m</th><th>dB</th><th>dB</th><th>dB</th><th>cm</th><th>deg</th><th></th></tr><tr><td>1</td><td>2402.00</td><td>95.89</td><td>-----</td><td>-----</td><td>83.37</td><td>26.88</td><td>7.23</td><td>31.97</td><td>10.38</td><td>100</td><td></td><td>5 Peak</td></tr></table>							Freq	Level	Limit	Line Margin	Read Level	Ant Factor	Cable Loss	Preamp Factor	Aux Factor	APos	TPos	Remark		MHz	dBuV/m	dBuV/m	dB	dBuV	dB/m	dB	dB	dB	cm	deg		1	2402.00	95.89	-----	-----	83.37	26.88	7.23	31.97	10.38	100		5 Peak
		Freq	Level	Limit	Line Margin	Read Level	Ant Factor	Cable Loss	Preamp Factor	Aux Factor	APos	TPos	Remark																																																																													
	MHz	dBuV/m	dBuV/m	dB	dBuV	dB/m	dB	dB	dB	cm	deg																																																																															
1	2359.13	51.24	74.00	-22.76	38.74	26.91	7.16	31.94	10.37	100		5 Peak																																																																														
	Freq	Level	Limit	Line Margin	Read Level	Ant Factor	Cable Loss	Preamp Factor	Aux Factor	APos	TPos	Remark																																																																														
	MHz	dBuV/m	dBuV/m	dB	dBuV	dB/m	dB	dB	dB	cm	deg																																																																															
1	2402.00	95.89	-----	-----	83.37	26.88	7.23	31.97	10.38	100		5 Peak																																																																														
Avg	<div><div>Level (dBuV/m)</div><div><div>Date: 2025-06-19</div></div></div> <div>Site : 03CH23-HY Condition: AVG_BE_54 3m DRH18-E_KV2D06A18ES_241025 VERTICAL : RBW:1000.000kHz VBW:0.010kHz SMT:Auto</div> <table><tr><th></th><th>Freq</th><th>Level</th><th>Limit</th><th>Line Margin</th><th>Read Level</th><th>Ant Factor</th><th>Cable Loss</th><th>Preamp Factor</th><th>Aux Factor</th><th>APos</th><th>TPos</th><th>Remark</th></tr><tr><th></th><th>MHz</th><th>dBuV/m</th><th>dBuV/m</th><th>dB</th><th>dBuV</th><th>dB/m</th><th>dB</th><th>dB</th><th>dB</th><th>cm</th><th>deg</th><th></th></tr><tr><td>1</td><td>2387.46</td><td>39.36</td><td>54.00</td><td>-14.64</td><td>26.83</td><td>26.90</td><td>7.21</td><td>31.96</td><td>10.38</td><td>100</td><td></td><td>5 Average</td></tr></table>							Freq	Level	Limit	Line Margin	Read Level	Ant Factor	Cable Loss	Preamp Factor	Aux Factor	APos	TPos	Remark		MHz	dBuV/m	dBuV/m	dB	dBuV	dB/m	dB	dB	dB	cm	deg		1	2387.46	39.36	54.00	-14.64	26.83	26.90	7.21	31.96	10.38	100		5 Average	<div><div>Level (dBuV/m)</div><div><div>Date: 2025-06-19</div></div></div> <div>Site : 03CH23-HY Condition: AVG_54 3m DRH18-E_KV2D06A18ES_241025 VERTICAL : RBW:1000.000kHz VBW:0.010kHz SMT:Auto</div> <table><tr><th></th><th>Freq</th><th>Level</th><th>Limit</th><th>Line Margin</th><th>Read Level</th><th>Ant Factor</th><th>Cable Loss</th><th>Preamp Factor</th><th>Aux Factor</th><th>APos</th><th>TPos</th><th>Remark</th></tr><tr><th></th><th>MHz</th><th>dBuV/m</th><th>dBuV/m</th><th>dB</th><th>dBuV</th><th>dB/m</th><th>dB</th><th>dB</th><th>dB</th><th>cm</th><th>deg</th><th></th></tr><tr><td>1</td><td>2402.00</td><td>95.49</td><td>-----</td><td>-----</td><td>82.97</td><td>26.88</td><td>7.23</td><td>31.97</td><td>10.38</td><td>100</td><td></td><td>5 Average</td></tr></table>							Freq	Level	Limit	Line Margin	Read Level	Ant Factor	Cable Loss	Preamp Factor	Aux Factor	APos	TPos	Remark		MHz	dBuV/m	dBuV/m	dB	dBuV	dB/m	dB	dB	dB	cm	deg		1	2402.00	95.49	-----	-----	82.97	26.88	7.23	31.97	10.38	100		5 Average
		Freq	Level	Limit	Line Margin	Read Level	Ant Factor	Cable Loss	Preamp Factor	Aux Factor	APos	TPos	Remark																																																																													
	MHz	dBuV/m	dBuV/m	dB	dBuV	dB/m	dB	dB	dB	cm	deg																																																																															
1	2387.46	39.36	54.00	-14.64	26.83	26.90	7.21	31.96	10.38	100		5 Average																																																																														
	Freq	Level	Limit	Line Margin	Read Level	Ant Factor	Cable Loss	Preamp Factor	Aux Factor	APos	TPos	Remark																																																																														
	MHz	dBuV/m	dBuV/m	dB	dBuV	dB/m	dB	dB	dB	cm	deg																																																																															
1	2402.00	95.49	-----	-----	82.97	26.88	7.23	31.97	10.38	100		5 Average																																																																														



Mode	1																																																																																																																																							
	Harmonic																																																																																																																																							
	2400-2483.5_Bluetooth-LE_GFSK_CH00_2402MHz																																																																																																																																							
ANT	1																																																																																																																																							
Pol.	Horizontal	Vertical																																																																																																																																						
Peak Avg	<div><p>Level (dBuV/m) Date: 2025-06-19</p><p>Site : 03CH23-HY Condition: PEAK_74 3m DRH18-E_KV2D06A18ES_241025 HORIZONTAL</p><table><tr><th></th><th>Freq</th><th>Level</th><th>Limit</th><th>Line</th><th>Margin</th><th>Read</th><th>Ant</th><th>Cable</th><th>Preamp</th><th>Aux</th><th>APos</th><th>TPos</th><th>Remark</th></tr><tr><th></th><th>MHz</th><th>dBuV/m</th><th>dBuV/m</th><th>dB</th><th>dB</th><th>dBuV</th><th>dB/m</th><th>dB</th><th>dB</th><th>dB</th><th>cm</th><th>deg</th><th></th></tr><tr><td>1</td><td>4804.00</td><td>48.95</td><td>74.00</td><td>-25.05</td><td>38.34</td><td>32.30</td><td>10.13</td><td>33.15</td><td>1.33</td><td>100</td><td>125</td><td>Peak</td></tr><tr><td>2</td><td>4804.00</td><td>43.32</td><td>54.00</td><td>-10.68</td><td>32.71</td><td>32.30</td><td>10.13</td><td>33.15</td><td>1.33</td><td>100</td><td>125</td><td>Average</td></tr><tr><td>3</td><td>7206.00</td><td>55.28</td><td>-----</td><td>-----</td><td>40.17</td><td>36.52</td><td>12.44</td><td>35.90</td><td>2.05</td><td>100</td><td>126</td><td>Peak</td></tr></table></div>		Freq	Level	Limit	Line	Margin	Read	Ant	Cable	Preamp	Aux	APos	TPos	Remark		MHz	dBuV/m	dBuV/m	dB	dB	dBuV	dB/m	dB	dB	dB	cm	deg		1	4804.00	48.95	74.00	-25.05	38.34	32.30	10.13	33.15	1.33	100	125	Peak	2	4804.00	43.32	54.00	-10.68	32.71	32.30	10.13	33.15	1.33	100	125	Average	3	7206.00	55.28	-----	-----	40.17	36.52	12.44	35.90	2.05	100	126	Peak	<div><p>Level (dBuV/m) Date: 2025-06-19</p><p>Site : 03CH23-HY Condition: PEAK_74 3m DRH18-E_KV2D06A18ES_241025 VERTICAL</p><table><tr><th></th><th>Freq</th><th>Level</th><th>Limit</th><th>Line</th><th>Margin</th><th>Read</th><th>Ant</th><th>Cable</th><th>Preamp</th><th>Aux</th><th>APos</th><th>TPos</th><th>Remark</th></tr><tr><th></th><th>MHz</th><th>dBuV/m</th><th>dBuV/m</th><th>dB</th><th>dB</th><th>dBuV</th><th>dB/m</th><th>dB</th><th>dB</th><th>dB</th><th>cm</th><th>deg</th><th></th></tr><tr><td>1</td><td>4804.00</td><td>47.67</td><td>74.00</td><td>-26.33</td><td>37.06</td><td>32.30</td><td>10.13</td><td>33.15</td><td>1.33</td><td>318</td><td>118</td><td>Peak</td></tr><tr><td>2</td><td>4804.00</td><td>40.15</td><td>54.00</td><td>-13.85</td><td>29.54</td><td>32.30</td><td>10.13</td><td>33.15</td><td>1.33</td><td>318</td><td>118</td><td>Average</td></tr><tr><td>3</td><td>7206.00</td><td>48.22</td><td>-----</td><td>-----</td><td>33.11</td><td>36.52</td><td>12.44</td><td>35.90</td><td>2.05</td><td>300</td><td>89</td><td>Peak</td></tr></table></div>		Freq	Level	Limit	Line	Margin	Read	Ant	Cable	Preamp	Aux	APos	TPos	Remark		MHz	dBuV/m	dBuV/m	dB	dB	dBuV	dB/m	dB	dB	dB	cm	deg		1	4804.00	47.67	74.00	-26.33	37.06	32.30	10.13	33.15	1.33	318	118	Peak	2	4804.00	40.15	54.00	-13.85	29.54	32.30	10.13	33.15	1.33	318	118	Average	3	7206.00	48.22	-----	-----	33.11	36.52	12.44	35.90	2.05	300	89	Peak
		Freq	Level	Limit	Line	Margin	Read	Ant	Cable	Preamp	Aux	APos	TPos	Remark																																																																																																																										
	MHz	dBuV/m	dBuV/m	dB	dB	dBuV	dB/m	dB	dB	dB	cm	deg																																																																																																																												
1	4804.00	48.95	74.00	-25.05	38.34	32.30	10.13	33.15	1.33	100	125	Peak																																																																																																																												
2	4804.00	43.32	54.00	-10.68	32.71	32.30	10.13	33.15	1.33	100	125	Average																																																																																																																												
3	7206.00	55.28	-----	-----	40.17	36.52	12.44	35.90	2.05	100	126	Peak																																																																																																																												
	Freq	Level	Limit	Line	Margin	Read	Ant	Cable	Preamp	Aux	APos	TPos	Remark																																																																																																																											
	MHz	dBuV/m	dBuV/m	dB	dB	dBuV	dB/m	dB	dB	dB	cm	deg																																																																																																																												
1	4804.00	47.67	74.00	-26.33	37.06	32.30	10.13	33.15	1.33	318	118	Peak																																																																																																																												
2	4804.00	40.15	54.00	-13.85	29.54	32.30	10.13	33.15	1.33	318	118	Average																																																																																																																												
3	7206.00	48.22	-----	-----	33.11	36.52	12.44	35.90	2.05	300	89	Peak																																																																																																																												

Remark: The unwanted signal 7206MHz can be ignored since it falls within the non-restricted band and meets the requirements of 15.247(d).



Mode	2																																																																																																			
	Band Edge - L																																																																																																			
	2400-2483.5_Bluetooth-LE_GFSK_CH19_2440MHz																																																																																																			
ANT	1																																																																																																			
Pol.	Horizontal						Fundamental																																																																																													
Peak	<div><div>Level (dBuV/m)</div><div><div>Date: 2025-06-19</div></div></div> <div>Site : 03CH23-HY Condition: PEAK_BE_74 3m DRH18-E_KV2D06A18ES_241025 HORIZONTAL : RBW:1000.000kHz VBW:3000.000kHz SMT:Auto</div> <table><tr><th></th><th>Limit</th><th>Read</th><th>Ant</th><th>Cable</th><th>Preamp</th><th>Aux</th><th>APos</th><th>TPos</th><th>Remark</th></tr><tr><th>Freq</th><th>Level</th><th>Line</th><th>Margin</th><th>Level</th><th>Factor</th><th>Loss</th><th>Factor</th><th>Factor</th><th></th></tr><tr><th></th><th>MHz</th><th>dBuV/m</th><th>dBuV/m</th><th>dB</th><th>dBuV</th><th>dB/m</th><th>dB</th><th>dB</th><th>cm</th><th>deg</th></tr><tr><td>1</td><td>2378.64</td><td>50.99</td><td>74.00</td><td>-23.01</td><td>38.47</td><td>26.90</td><td>7.20</td><td>31.96</td><td>10.38</td><td>118</td><td>177</td><td>Peak</td></tr></table>							Limit	Read	Ant	Cable	Preamp	Aux	APos	TPos	Remark	Freq	Level	Line	Margin	Level	Factor	Loss	Factor	Factor			MHz	dBuV/m	dBuV/m	dB	dBuV	dB/m	dB	dB	cm	deg	1	2378.64	50.99	74.00	-23.01	38.47	26.90	7.20	31.96	10.38	118	177	Peak	<div><div>Level (dBuV/m)</div><div><div>Date: 2025-06-19</div></div></div> <div>Site : 03CH23-HY Condition: PEAK_74 3m DRH18-E_KV2D06A18ES_241025 HORIZONTAL : RBW:1000.000kHz VBW:3000.000kHz SMT:Auto</div> <table><tr><th></th><th>Limit</th><th>Read</th><th>Ant</th><th>Cable</th><th>Preamp</th><th>Aux</th><th>APos</th><th>TPos</th><th>Remark</th></tr><tr><th>Freq</th><th>Level</th><th>Line</th><th>Margin</th><th>Level</th><th>Factor</th><th>Loss</th><th>Factor</th><th>Factor</th><th></th></tr><tr><th></th><th>MHz</th><th>dBuV/m</th><th>dBuV/m</th><th>dB</th><th>dBuV</th><th>dB/m</th><th>dB</th><th>dB</th><th>cm</th><th>deg</th></tr><tr><td>1</td><td>2440.00</td><td>103.94</td><td>-----</td><td>-----</td><td>91.58</td><td>26.70</td><td>7.28</td><td>32.00</td><td>10.38</td><td>118</td><td>177</td><td>Peak</td></tr></table>							Limit	Read	Ant	Cable	Preamp	Aux	APos	TPos	Remark	Freq	Level	Line	Margin	Level	Factor	Loss	Factor	Factor			MHz	dBuV/m	dBuV/m	dB	dBuV	dB/m	dB	dB	cm	deg	1	2440.00	103.94	-----	-----	91.58	26.70	7.28	32.00	10.38	118	177	Peak
		Limit	Read	Ant	Cable	Preamp	Aux	APos	TPos	Remark																																																																																										
Freq	Level	Line	Margin	Level	Factor	Loss	Factor	Factor																																																																																												
	MHz	dBuV/m	dBuV/m	dB	dBuV	dB/m	dB	dB	cm	deg																																																																																										
1	2378.64	50.99	74.00	-23.01	38.47	26.90	7.20	31.96	10.38	118	177	Peak																																																																																								
	Limit	Read	Ant	Cable	Preamp	Aux	APos	TPos	Remark																																																																																											
Freq	Level	Line	Margin	Level	Factor	Loss	Factor	Factor																																																																																												
	MHz	dBuV/m	dBuV/m	dB	dBuV	dB/m	dB	dB	cm	deg																																																																																										
1	2440.00	103.94	-----	-----	91.58	26.70	7.28	32.00	10.38	118	177	Peak																																																																																								
Avg	<div><div>Level (dBuV/m)</div><div><div>Date: 2025-06-19</div></div></div> <div>Site : 03CH23-HY Condition: AVG_BE_54 3m DRH18-E_KV2D06A18ES_241025 HORIZONTAL : RBW:1000.000kHz VBW:0.010kHz SMT:Auto</div> <table><tr><th></th><th>Limit</th><th>Read</th><th>Ant</th><th>Cable</th><th>Preamp</th><th>Aux</th><th>APos</th><th>TPos</th><th>Remark</th></tr><tr><th>Freq</th><th>Level</th><th>Line</th><th>Margin</th><th>Level</th><th>Factor</th><th>Loss</th><th>Factor</th><th>Factor</th><th></th></tr><tr><th></th><th>MHz</th><th>dBuV/m</th><th>dBuV/m</th><th>dB</th><th>dBuV</th><th>dB/m</th><th>dB</th><th>dB</th><th>cm</th><th>deg</th></tr><tr><td>1</td><td>2330.02</td><td>39.39</td><td>54.00</td><td>-14.61</td><td>26.72</td><td>27.10</td><td>7.12</td><td>31.92</td><td>10.37</td><td>118</td><td>177</td><td>Average</td></tr></table>							Limit	Read	Ant	Cable	Preamp	Aux	APos	TPos	Remark	Freq	Level	Line	Margin	Level	Factor	Loss	Factor	Factor			MHz	dBuV/m	dBuV/m	dB	dBuV	dB/m	dB	dB	cm	deg	1	2330.02	39.39	54.00	-14.61	26.72	27.10	7.12	31.92	10.37	118	177	Average	<div><div>Level (dBuV/m)</div><div><div>Date: 2025-06-19</div></div></div> <div>Site : 03CH23-HY Condition: AVG_54 3m DRH18-E_KV2D06A18ES_241025 HORIZONTAL : RBW:1000.000kHz VBW:0.010kHz SMT:Auto</div> <table><tr><th></th><th>Limit</th><th>Read</th><th>Ant</th><th>Cable</th><th>Preamp</th><th>Aux</th><th>APos</th><th>TPos</th><th>Remark</th></tr><tr><th>Freq</th><th>Level</th><th>Line</th><th>Margin</th><th>Level</th><th>Factor</th><th>Loss</th><th>Factor</th><th>Factor</th><th></th></tr><tr><th></th><th>MHz</th><th>dBuV/m</th><th>dBuV/m</th><th>dB</th><th>dBuV</th><th>dB/m</th><th>dB</th><th>dB</th><th>cm</th><th>deg</th></tr><tr><td>1</td><td>2440.00</td><td>103.52</td><td>-----</td><td>-----</td><td>91.16</td><td>26.70</td><td>7.28</td><td>32.00</td><td>10.38</td><td>118</td><td>177</td><td>Average</td></tr></table>							Limit	Read	Ant	Cable	Preamp	Aux	APos	TPos	Remark	Freq	Level	Line	Margin	Level	Factor	Loss	Factor	Factor			MHz	dBuV/m	dBuV/m	dB	dBuV	dB/m	dB	dB	cm	deg	1	2440.00	103.52	-----	-----	91.16	26.70	7.28	32.00	10.38	118	177	Average
		Limit	Read	Ant	Cable	Preamp	Aux	APos	TPos	Remark																																																																																										
Freq	Level	Line	Margin	Level	Factor	Loss	Factor	Factor																																																																																												
	MHz	dBuV/m	dBuV/m	dB	dBuV	dB/m	dB	dB	cm	deg																																																																																										
1	2330.02	39.39	54.00	-14.61	26.72	27.10	7.12	31.92	10.37	118	177	Average																																																																																								
	Limit	Read	Ant	Cable	Preamp	Aux	APos	TPos	Remark																																																																																											
Freq	Level	Line	Margin	Level	Factor	Loss	Factor	Factor																																																																																												
	MHz	dBuV/m	dBuV/m	dB	dBuV	dB/m	dB	dB	cm	deg																																																																																										
1	2440.00	103.52	-----	-----	91.16	26.70	7.28	32.00	10.38	118	177	Average																																																																																								



Mode	2										
	Band Edge - R										
	2400-2483.5_Bluetooth-LE_GFSK_CH19_2440MHz										
ANT	1										
Pol.	Horizontal						Fundamental				
Peak	<div><div><div><div><div><div></div><div></div><div></div><div></div><div></div><div></div><div></div><div></div><div></div><div></div><div></div><div></div><div></div><div></div><div></div><div></div><div></div><div></div><div></div><div></div><div></div><div></div><div></div><div></div><div></div><div></div><div></div><div></div><div></div><div></div><div></div><div></div><div></div><div></div><div></div><div></div><div></div><div></div><div></div><div></div><div></div><div></div><div></div><div></div><div></div><div></div><div></div><div></div><div></div><div></div><div></div><div></div><div></div><div></div><div></div><div></div><div></div><div></div><div></div><div></div><div></div><div></div><div></div><div></div><div></div><div></div><div></div><div></div><div></div><div></div><div></div><div></div><div></div><div></div><div></div><div></div><div></div><div></div><div></div><div></div><div></div><div></div><div></div><div></div><div></div><div></div><div></div><div></div><div></div><div></div><div></div><div></div><div></div><div></div><div></div><div></div><div></div><div></div><div></div><div></div><div></div><div></div><div></div><div></div><div></div><div></div><div></div><div></div><div></div><div></div><div></div><div></div><div></div><div></div><div></div><div></div><div></div><div></div><div></div><div></div><div></div><div></div><div></div><div></div><div></div><div></div><div></div><div></div><div></div><div></div><div></div><div></div><div></div><div></div><div></div><div></div><div></div><div></div><div></div><div></div><div></div><div></div><div></div><div></div><div></div><div></div><div></div><div></div><div></div><div></div><div></div><div></div><div></div><div></div><div></div><div></div><div></div><div></div><div></div><div></div><div></div><div></div><div></div><div></div><div></div><div></div><div></div><div></div><div></div><div></div><div></div><div></div><div></div><div></div><div></div><div></div><div></div><div></div><div></div><div></div><div></div><div></div><div></div><div></div><div></div><div></div><div></div><div></div><div></div><div></div><div></div><div></div><div></div><div></div><div></div><div></div><div></div><div></div><div></div><div></div><div></div><div></div><div></div><div></div><div></div><div></div><div></div><div></div><div></div><div></div><div></div><div></div><div></div><div></div><div></div><div></div><div></div><div></div><div></div><div></div><div></div><div></div><div></div><div></div><div></div><div></div><div></div><div></div><div></div><div></div><div></div><div></div><div></div><div></div><div></div><div></div><div></div><div></div><div></div><div></div><div></div><div></div><div></div><div></div><div></div><div></div><div></div><div></div><div></div><div></div><div></div><div></div><div></div><div></div><div></div><div></div><div></div><div></div><div></div><div></div><div></div><div></div><div></div><div></div><div></div><div></div><div></div><div></div><div></div><div></div><div></div><div></div><div></div><div></div><div></div><div></div><div></div><div></div><div></div><div></div><div></div><div></div><div></div><div></div><div></div><div></div><div></div><div></div><div></div><div></div><div></div><div></div><div></div><div></div><div></div><div></div><div></div><div></div><div></div><div></div><div></div><div></div><div></div><div></div><div></div><div></div><div></div><div></div><div></div><div></div><div></div><div></div><div></div><div></div><div></div><div></div><div></div><div></div><div></div><div></div><div></div><div></div><div></div><div></div><div></div><div></div><div></div><div></div><div></div><div></div><div></div><div></div><div></div><div></div><div></div><div></div><div></div><div></div><div></div><div></div><div></div><div></div><div></div><div></div><div></div><div></div><div></div><div></div><div></div><div></div><div></div><div></div><div></div><div></div><div></div><div></div><div></div><div></div><div></div><div></div><div></div><div></div><div></div><div></div><div></div><div></div><div></div><div></div><div></div><div></div><div></div><div></div><div></div><div></div><div></div><div></div><div></div><div></div><div></div><div></div><div></div><div></div><div></div><div></div><div></div><div></div><div></div><div></div><div></div><div></div><div></div><div></div><div></div><div></div><div></div><div></div><div></div><div></div><div></div><div></div><div></div><div></div><div></div><div></div><div></div><div></div><div></div><div></div><div></div><div></div><div></div><div></div><div></div><div></div><div></div><div></div><div></div><div></div><div></div><div></div><div></div><div></div><div></div><div></div><div></div><div></div><div></div><div></div><div></div><div></div><div></div><div></div><div></div><div></div><div></div><div></div><div></div><div></div><div></div><div></div><div></div><div></div><div></div><div></div><div></div><div></div><div></div><div></div><div></div><div></div><div></div><div></div><div></div><div></div><div></div><div></div><div></div><div></div><div></div><div></div><div></div><div></div><div></div><div></div><div></div><div></div><div></div><div></div><div></div><div></div><div></div><div></div><div></div><div></div><div></div><div></div><div></div><div></div><div></div><div></div><div></div><div></div><div></div><div></div><div></div><div></div><div></div><div></div><div></div><div></div><div></div><div></div><div></div><div></div><div></div><div></div><div></div><div></div><div></div><div></div><div></div><div></div><div></div><div></div><div></div><div></div><div></div><div></div><div></div><div></div><div></div><div></div><div></div><div></div><div></div><div></div><div></div><div></div><div></div><div></div><div></div><div></div><div></div><div></div><div></div><div></div><div></div><div></div><div></div><div></div><div></div><div></div><div></div><div></div><div></div><div></div><div></div><div></div><div></div><div></div><div></div><div></div><div></div><div></div><div></div><div></div><div></div><div></div><div></div><div></div><div></div><div></div><div></div><div></div><div></div><div></div><div></div><div></div><div></div><div></div><div></div><div></div><div></div><div></div><div></div><div></div><div></div><div></div><div></div><div></div><div></div><div></div><div></div><div></div><div></div><div></div><div></div><div></div><div></div><div></div><div></div><div></div><div></div><div></div><div></div><div></div><div></div><div></div><div></div><div></div><div></div><div></div><div></div><div></div><div></div><div></div><div></div><div></div><div></div><div></div><div></div><div></div><div></div><div></div><div></div><div></div><div></div><div></div><div></div><div></div><div></div><div></div><div></div><div></div><div></div><div></div><div></div><div></div><div></div><div></div><div></div><div></div><div></div><div></div><div></div><div></div><div></div><div></div><div></div><div></div><div></div><div></div><div></div><div></div><div></div><div></div><div></div><div></div><div></div><div></div><div></div><div></div><div></div><div></div><div></div><div></div><div></div><div></div><div></div><div></div><div></div><div></div><div></div><div></div><div></div><div></div><div></div><div></div><div></div><div></div><div></div><div></div><div></div><div></div><div></div><div></div><div></div><div></div><div></div><div></div><div></div><div></div><div></div><div></div><div></div><div></div><div></div><div></div><div></div><div></div><div></div><div></div><div></div><div></div><div></div><div></div><div></div><div></div><div></div><div></div><div></div><div></div><div></div><div></div><div></div><div></div><div></div><div></div><div></div><div></div><div></div><div></div><div></div><div></div><div></div><div></div><div></div><div></div><div></div><div></div><div></div><div></div><div></div><div></div><div></div><div></div><div></div><div></div><div></div><div></div><div></div><div></div><div></div><div></div><div></div><div></div><div></div><div></div><div></div><div></div><div></div><div></div><div></div><div></div><div></div><div></div><div></div><div></div><div></div><div></div><div></div><div></div><div></div><div></div><div></div><div></div><div></div><div></div><div></div><div></div><div></div><div></div><div></div><div></div><div></div><div></div><div></div><div></div><div></div><div></div><div></div><div></div><div></div><div></div><div></div><div></div><div></div><div></div><div></div><div></div><div></div><div></div><div></div><div></div><div></div><div></div><div></div><div></div><div></div><div></div><div></div><div></div><div></div><div></div><div></div><div></div><div></div><div></div><div></div><div></div><div></div><div></div><div></div><div></div><div></div><div></div><div></div><div></div><div></div><div></div><div></div><div></div><div></div><div></div><div></div><div></div><div></div><div></div><div></div><div></div><div></div><div></div><div></div><div></div><div></div><div></div><div></div><div></div><div></div><div></div><div></div><div></div><div></div><div></div><div></div><div></div><div></div><div></div><div></div><div></div><div></div><div></div><div></div><div></div><div></div><div></div><div></div><div></div><div></div><div></div><div></div><div></div><div></div><div></div><div></div><div></div><div></div><div></div><div></div><div></div><div></div><div></div><div></div><div></div><div></div><div></div><div></div><div></div><div></div><div></div><div></div><div></div><div></div><div></div><div></div><div></div><div></div><div></div><div></div><div></div><div></div><div></div><div></div><div></div><div></div><div></div><div></div><div></div><div></div><div></div><div></div><div></div><div></div><div></div><div></div><div></div><div></div><div></div><div></div><div></div><div></div><div></div><div></div><div></div><div></div><div></div><div></div><div></div><div></div><div></div><div></div><div></div><div></div><div></div><div></div><div></div><div></div><div></div><div></div><div></div><div></div><div></div><div></div><div></div><div></div><div></div><div></div><div></div><div></div><div></div><div></div><div></div><div></div><div></div><div></div><div></div><div></div><div></div><div></div><div></div><div></div><div></div><div></div><div></div><div></div><div></div><div></div><div></div><div></div><div></div><div></div><div></div><div></div><div></div><div></div><div></div><div></div><div></div><div></div><div></div><div></div><div></div><div></div><div></div><div></div><div></div><div></div><div></div><div></div><div></div><div></div><div></div><div></div><div></div><div></div><div></div><div></div><div></div><div></div><div></div><div></div><div></div><div></div><div></div><div></div><div></div><div></div><div></div><div></div><div></div><div></div><div></div><div></div><div></div><div></div><div></div><div></div><div></div><div></div><div></div><div></div><div></div><div></div><div></div><div></div><div></div><div></div><div></div><div></div><div></div><div></div><div></div><div></div><div></div><div></div><div></div><div></div><div></div><div></div><div></div><div></div><div></div><div></div><div></div><div></div><div></div><div></div><div></div><div></div><div></div><div></div><div></div><div></div><div></div><div></div><div></div><div></div><div></div><div></div><div></div><div></div><div></div><div></div><div></div><div></div><div></div><div></div><div></div><div></div><div></div><div></div><div></div><div></div><div></div><div></div><div></div><div></div><div></div><div></div><div></div><div></div><div></div><div></div><div></div><div></div><div></div><div></div><div></div><div></div><div></div><div></div><div></div><div></div><div></div><div></div><div></div><div></div><div></div><div></div><div></div><div></div><div></div><div></div><div></div><div></div><div></div><div></div><div></div><div></div><div></div><div></div><div></div><div></div><div></div><div></div><div></div><div></div><div></div><div></div><div></div><div></div><div></div><div></div><div></div><div></div><div></div><div></div><div></div><div></div><div></div><div></div><div></div><div></div><div></div><div></div><div></div><div></div><div></div><div></div><div></div><div></div><div></div><div></div><div></div><div></div><div></div><div></div><div></div><div></div><div></div><div></div><div></div><div></div><div></div><div></div><div></div><div></div><div></div><div></div><div></div><div></div><div></div><div></div><div></div><div></div><div></div><div></div><div></div><div></div><div></div><div></div><div></div><div></div><div></div><div></div><div></div><div></div><div></div><div></div><div></div><div></div><div></div><div></div><div></div><div></div><div></div><div></div><div></div><div></div><div></div><div></div><div></div><div></div><div></div><div></div><div></div><div></div><div></div><div></div><div></div><div></div><div></div><div></div><div></div><div></div><div></div><div></div><div></div><div></div><div></div><div></div><div></div><div></div><div></div><div></div><div></div><div></div><div></div><div></div><div></div><div></div><div></div><div></div><div></div><div></div><div></div><div></div><div></div><div></div><div></div><div></div><div></div><div></div><div></div><div></div><div></div><div></div><div></div><div></div><div></div><div></div><div></div><div></div><div></div><div></div><div></div><div></div><div></div><div></div><div></div><div></div><div></div><div></div><div></div><div></div><div></div><div></div><div></div><div></div><div></div><div></div><div></div><div></div><div></div><div></div><div></div><div></div><div></div><div></div><div></div><div></div><div></div><div></div><div></div><div></div><div></div><div></div><div></div><div></div><div></div><div></div><div></div><div></div><div></div><div></div><div></div><div></div><div></div><div></div><div></div><div></div><div></div><div></div><div></div><div></div><div></div><div></div><div></div><div></div><div></div><div></div><div></div><div></</div></div></div></div></div></div>										



Mode	2																																																																																																
	Band Edge - L																																																																																																
	2400-2483.5_Bluetooth-LE_GFSK_CH19_2440MHz																																																																																																
ANT	1																																																																																																
Pol.	Vertical						Fundamental																																																																																										
Peak	<div><div>Level (dBuV/m)</div><div><div></div><div>Date: 2025-06-19</div></div><div><div></div><div></div></div><div>140</div><div>122.5</div><div>105.0</div><div>87.5</div><div>70.0</div><div>52.5</div><div>35.0</div><div>17.5</div><div>0</div><div>2310</div><div>2336</div><div>2362</div><div>2388</div><div>2414</div><div>2440</div><div>Frequency (MHz)</div></div> <div><div>Site : 03CH23-HY</div><div>Condition: PEAK_BE_74 3m DRH18-E_KV2D06A18ES_241025 VERTICAL</div><div>: RBW:1000.000kHz VBW:3000.000kHz SMT:Auto</div></div> <table><tr><th></th><th>Limit</th><th>Read</th><th>Ant</th><th>Cable</th><th>Preamp</th><th>Aux</th><th>APos</th><th>TPos</th><th></th></tr><tr><th>Freq</th><th>Level</th><th>Line</th><th>Margin</th><th>Level</th><th>Factor</th><th>Loss</th><th>Factor</th><th>Factor</th><th>Remark</th></tr><tr><th></th><th>MHz</th><th>dBuV/m</th><th>dBuV/m</th><th>dB</th><th>dBuV</th><th>dB/m</th><th>dB</th><th>dB</th><th>cm</th><th>deg</th></tr><tr><td>1</td><td>2382.00</td><td>50.75</td><td>74.00</td><td>-23.25</td><td>38.23</td><td>26.90</td><td>7.20</td><td>31.96</td><td>10.38</td><td>102</td><td>40 Peak</td></tr></table>							Limit	Read	Ant	Cable	Preamp	Aux	APos	TPos		Freq	Level	Line	Margin	Level	Factor	Loss	Factor	Factor	Remark		MHz	dBuV/m	dBuV/m	dB	dBuV	dB/m	dB	dB	cm	deg	1	2382.00	50.75	74.00	-23.25	38.23	26.90	7.20	31.96	10.38	102	40 Peak	<div><div>Level (dBuV/m)</div><div><div></div><div>Date: 2025-06-19</div></div><div><div></div><div></div></div><div>140</div><div>122.5</div><div>105.0</div><div>87.5</div><div>70.0</div><div>52.5</div><div>35.0</div><div>17.5</div><div>0</div><div>1000</div><div>1400</div><div>1800</div><div>2200</div><div>2600</div><div>3000</div><div>Frequency (MHz)</div></div> <div><div>Site : 03CH23-HY</div><div>Condition: PEAK_74 3m DRH18-E_KV2D06A18ES_241025 VERTICAL</div><div>: RBW:1000.000kHz VBW:3000.000kHz SMT:Auto</div></div> <table><tr><th></th><th>Limit</th><th>Read</th><th>Ant</th><th>Cable</th><th>Preamp</th><th>Aux</th><th>APos</th><th>TPos</th><th></th></tr><tr><th>Freq</th><th>Level</th><th>Line</th><th>Margin</th><th>Level</th><th>Factor</th><th>Loss</th><th>Factor</th><th>Factor</th><th>Remark</th></tr><tr><th></th><th>MHz</th><th>dBuV/m</th><th>dBuV/m</th><th>dB</th><th>dBuV</th><th>dB/m</th><th>dB</th><th>dB</th><th>cm</th><th>deg</th></tr><tr><td>1</td><td>2440.00</td><td>93.98</td><td>-----</td><td>-----</td><td>81.62</td><td>26.70</td><td>7.28</td><td>32.00</td><td>10.38</td><td>102</td><td>40 Peak</td></tr></table>						Limit	Read	Ant	Cable	Preamp	Aux	APos	TPos		Freq	Level	Line	Margin	Level	Factor	Loss	Factor	Factor	Remark		MHz	dBuV/m	dBuV/m	dB	dBuV	dB/m	dB	dB	cm	deg	1	2440.00	93.98	-----	-----	81.62	26.70	7.28	32.00	10.38	102	40 Peak
		Limit	Read	Ant	Cable	Preamp	Aux	APos	TPos																																																																																								
Freq	Level	Line	Margin	Level	Factor	Loss	Factor	Factor	Remark																																																																																								
	MHz	dBuV/m	dBuV/m	dB	dBuV	dB/m	dB	dB	cm	deg																																																																																							
1	2382.00	50.75	74.00	-23.25	38.23	26.90	7.20	31.96	10.38	102	40 Peak																																																																																						
	Limit	Read	Ant	Cable	Preamp	Aux	APos	TPos																																																																																									
Freq	Level	Line	Margin	Level	Factor	Loss	Factor	Factor	Remark																																																																																								
	MHz	dBuV/m	dBuV/m	dB	dBuV	dB/m	dB	dB	cm	deg																																																																																							
1	2440.00	93.98	-----	-----	81.62	26.70	7.28	32.00	10.38	102	40 Peak																																																																																						
Avg	<div><div>Level (dBuV/m)</div><div><div></div><div>Date: 2025-06-19</div></div><div><div></div><div></div></div><div>140</div><div>122.5</div><div>105.0</div><div>87.5</div><div>70.0</div><div>52.5</div><div>35.0</div><div>17.5</div><div>0</div><div>2310</div><div>2336</div><div>2362</div><div>2388</div><div>2414</div><div>2440</div><div>Frequency (MHz)</div></div> <div><div>Site : 03CH23-HY</div><div>Condition: AVG_BE_54 3m DRH18-E_KV2D06A18ES_241025 VERTICAL</div><div>: RBW:1000.000kHz VBW:0.010kHz SMT:Auto</div></div> <table><tr><th></th><th>Limit</th><th>Read</th><th>Ant</th><th>Cable</th><th>Preamp</th><th>Aux</th><th>APos</th><th>TPos</th><th></th></tr><tr><th>Freq</th><th>Level</th><th>Line</th><th>Margin</th><th>Level</th><th>Factor</th><th>Loss</th><th>Factor</th><th>Factor</th><th>Remark</th></tr><tr><th></th><th>MHz</th><th>dBuV/m</th><th>dBuV/m</th><th>dB</th><th>dBuV</th><th>dB/m</th><th>dB</th><th>dB</th><th>cm</th><th>deg</th></tr><tr><td>1</td><td>2385.40</td><td>39.37</td><td>54.00</td><td>-14.63</td><td>26.84</td><td>26.90</td><td>7.21</td><td>31.96</td><td>10.38</td><td>102</td><td>40 Average</td></tr></table>							Limit	Read	Ant	Cable	Preamp	Aux	APos	TPos		Freq	Level	Line	Margin	Level	Factor	Loss	Factor	Factor	Remark		MHz	dBuV/m	dBuV/m	dB	dBuV	dB/m	dB	dB	cm	deg	1	2385.40	39.37	54.00	-14.63	26.84	26.90	7.21	31.96	10.38	102	40 Average	<div><div>Level (dBuV/m)</div><div><div></div><div>Date: 2025-06-19</div></div><div><div></div><div></div></div><div>140</div><div>122.5</div><div>105.0</div><div>87.5</div><div>70.0</div><div>52.5</div><div>35.0</div><div>17.5</div><div>0</div><div>1000</div><div>1400</div><div>1800</div><div>2200</div><div>2600</div><div>3000</div><div>Frequency (MHz)</div></div> <div><div>Site : 03CH23-HY</div><div>Condition: AVG_54 3m DRH18-E_KV2D06A18ES_241025 VERTICAL</div><div>: RBW:1000.000kHz VBW:0.010kHz SMT:Auto</div></div> <table><tr><th></th><th>Limit</th><th>Read</th><th>Ant</th><th>Cable</th><th>Preamp</th><th>Aux</th><th>APos</th><th>TPos</th><th></th></tr><tr><th>Freq</th><th>Level</th><th>Line</th><th>Margin</th><th>Level</th><th>Factor</th><th>Loss</th><th>Factor</th><th>Factor</th><th>Remark</th></tr><tr><th></th><th>MHz</th><th>dBuV/m</th><th>dBuV/m</th><th>dB</th><th>dBuV</th><th>dB/m</th><th>dB</th><th>dB</th><th>cm</th><th>deg</th></tr><tr><td>1</td><td>2440.00</td><td>93.49</td><td>-----</td><td>-----</td><td>81.13</td><td>26.70</td><td>7.28</td><td>32.00</td><td>10.38</td><td>102</td><td>40 Average</td></tr></table>						Limit	Read	Ant	Cable	Preamp	Aux	APos	TPos		Freq	Level	Line	Margin	Level	Factor	Loss	Factor	Factor	Remark		MHz	dBuV/m	dBuV/m	dB	dBuV	dB/m	dB	dB	cm	deg	1	2440.00	93.49	-----	-----	81.13	26.70	7.28	32.00	10.38	102	40 Average
		Limit	Read	Ant	Cable	Preamp	Aux	APos	TPos																																																																																								
Freq	Level	Line	Margin	Level	Factor	Loss	Factor	Factor	Remark																																																																																								
	MHz	dBuV/m	dBuV/m	dB	dBuV	dB/m	dB	dB	cm	deg																																																																																							
1	2385.40	39.37	54.00	-14.63	26.84	26.90	7.21	31.96	10.38	102	40 Average																																																																																						
	Limit	Read	Ant	Cable	Preamp	Aux	APos	TPos																																																																																									
Freq	Level	Line	Margin	Level	Factor	Loss	Factor	Factor	Remark																																																																																								
	MHz	dBuV/m	dBuV/m	dB	dBuV	dB/m	dB	dB	cm	deg																																																																																							
1	2440.00	93.49	-----	-----	81.13	26.70	7.28	32.00	10.38	102	40 Average																																																																																						



Mode	2																																																					
	Band Edge - R																																																					
	2400-2483.5_Bluetooth-LE_GFSK_CH19_2440MHz																																																					
ANT	1																																																					
Pol.	Vertical						Fundamental																																															
Peak	<div><div><div>Date: 2025-06-19</div><div>Site : 03CH23-HY Condition: PEAK_BE_74 3m DRH18-E_KV2D06A18ES_241025 VERTICAL : RBW:1000.000kHz VBW:3000.000kHz SMT:Auto</div></div><table><tr><th></th><th>Limit</th><th>Read</th><th>Ant</th><th>Cable</th><th>Preamp</th><th>Aux</th><th>APos</th><th>TPos</th><th>Remark</th></tr><tr><th>Freq</th><th>Level</th><th>Line</th><th>Margin</th><th>Level</th><th>Factor</th><th>Loss</th><th>Factor</th><th>Factor</th><th></th></tr><tr><th></th><th>MHz</th><th>dBuV/m</th><th>dBuV/m</th><th>dB</th><th>dBuV</th><th>dB/m</th><th>dB</th><th>dB</th><th>cm</th><th>deg</th></tr><tr><td>1</td><td>2487.40</td><td>50.24</td><td>74.00</td><td>-23.76</td><td>37.85</td><td>26.70</td><td>7.34</td><td>32.03</td><td>10.38</td><td>102</td><td>40 Peak</td></tr></table></div>							Limit	Read	Ant	Cable	Preamp	Aux	APos	TPos	Remark	Freq	Level	Line	Margin	Level	Factor	Loss	Factor	Factor			MHz	dBuV/m	dBuV/m	dB	dBuV	dB/m	dB	dB	cm	deg	1	2487.40	50.24	74.00	-23.76	37.85	26.70	7.34	32.03	10.38	102	40 Peak	Blank				
		Limit	Read	Ant	Cable	Preamp	Aux	APos	TPos	Remark																																												
Freq	Level	Line	Margin	Level	Factor	Loss	Factor	Factor																																														
	MHz	dBuV/m	dBuV/m	dB	dBuV	dB/m	dB	dB	cm	deg																																												
1	2487.40	50.24	74.00	-23.76	37.85	26.70	7.34	32.03	10.38	102	40 Peak																																											
Avg	<div><div><div>Date: 2025-06-19</div><div>Site : 03CH23-HY Condition: AVG_BE_54 3m DRH18-E_KV2D06A18ES_241025 VERTICAL : RBW:1000.000kHz VBW:0.010kHz SMT:Auto</div></div><table><tr><th></th><th>Limit</th><th>Read</th><th>Ant</th><th>Cable</th><th>Preamp</th><th>Aux</th><th>APos</th><th>TPos</th><th>Remark</th></tr><tr><th>Freq</th><th>Level</th><th>Line</th><th>Margin</th><th>Level</th><th>Factor</th><th>Loss</th><th>Factor</th><th>Factor</th><th></th></tr><tr><th></th><th>MHz</th><th>dBuV/m</th><th>dBuV/m</th><th>dB</th><th>dBuV</th><th>dB/m</th><th>dB</th><th>dB</th><th>cm</th><th>deg</th></tr><tr><td>1</td><td>2500.00</td><td>39.36</td><td>54.00</td><td>-14.64</td><td>26.85</td><td>26.80</td><td>7.36</td><td>32.04</td><td>10.39</td><td>102</td><td>40 Average</td></tr></table></div>							Limit	Read	Ant	Cable	Preamp	Aux	APos	TPos	Remark	Freq	Level	Line	Margin	Level	Factor	Loss	Factor	Factor			MHz	dBuV/m	dBuV/m	dB	dBuV	dB/m	dB	dB	cm	deg	1	2500.00	39.36	54.00	-14.64	26.85	26.80	7.36	32.04	10.39	102	40 Average	Blank				
		Limit	Read	Ant	Cable	Preamp	Aux	APos	TPos	Remark																																												
Freq	Level	Line	Margin	Level	Factor	Loss	Factor	Factor																																														
	MHz	dBuV/m	dBuV/m	dB	dBuV	dB/m	dB	dB	cm	deg																																												
1	2500.00	39.36	54.00	-14.64	26.85	26.80	7.36	32.04	10.39	102	40 Average																																											



Mode	2																																																																																																																																																																									
	Harmonic																																																																																																																																																																									
	2400-2483.5_Bluetooth-LE_GFSK_CH19_2440MHz																																																																																																																																																																									
ANT	1																																																																																																																																																																									
Pol.	Horizontal						Vertical																																																																																																																																																																			
Peak Avg	<div><p>Level (dBuV/m) Date: 2025-06-19</p><p>Site : 03CH23-HY Condition: PEAK_74 3m DRH18-E_KV2D06A18ES_241025 HORIZONTAL</p><table><tr><th></th><th>Limit</th><th>Read</th><th>Ant</th><th>Cable</th><th>Preamp</th><th>Aux</th><th>APos</th><th>TPos</th><th>Remark</th></tr><tr><th>Freq</th><th>Level</th><th>Line</th><th>Margin</th><th>Level</th><th>Factor</th><th>Loss</th><th>Factor</th><th>Factor</th><th></th></tr><tr><th></th><th>MHz</th><th>dBuV/m</th><th>dBuV/m</th><th>dB</th><th>dBuV</th><th>dB/m</th><th>dB</th><th>dB</th><th>cm</th><th>deg</th></tr><tr><td>1</td><td>4880.00</td><td>51.68</td><td>74.00</td><td>-22.32</td><td>40.65</td><td>32.48</td><td>10.25</td><td>33.17</td><td>1.47</td><td>100</td><td>154 Peak</td></tr><tr><td>2</td><td>4880.00</td><td>47.36</td><td>54.00</td><td>-6.64</td><td>36.33</td><td>32.48</td><td>10.25</td><td>33.17</td><td>1.47</td><td>100</td><td>154 Average</td></tr><tr><td>3</td><td>7320.00</td><td>54.69</td><td>74.00</td><td>-19.31</td><td>39.23</td><td>36.94</td><td>12.49</td><td>35.98</td><td>2.01</td><td>100</td><td>125 Peak</td></tr><tr><td>4</td><td>7320.00</td><td>49.14</td><td>54.00</td><td>-4.86</td><td>33.68</td><td>36.94</td><td>12.49</td><td>35.98</td><td>2.01</td><td>100</td><td>125 Average</td></tr></table></div>							Limit	Read	Ant	Cable	Preamp	Aux	APos	TPos	Remark	Freq	Level	Line	Margin	Level	Factor	Loss	Factor	Factor			MHz	dBuV/m	dBuV/m	dB	dBuV	dB/m	dB	dB	cm	deg	1	4880.00	51.68	74.00	-22.32	40.65	32.48	10.25	33.17	1.47	100	154 Peak	2	4880.00	47.36	54.00	-6.64	36.33	32.48	10.25	33.17	1.47	100	154 Average	3	7320.00	54.69	74.00	-19.31	39.23	36.94	12.49	35.98	2.01	100	125 Peak	4	7320.00	49.14	54.00	-4.86	33.68	36.94	12.49	35.98	2.01	100	125 Average	<div><p>Level (dBuV/m) Date: 2025-06-19</p><p>Site : 03CH23-HY Condition: PEAK_74 3m DRH18-E_KV2D06A18ES_241025 VERTICAL</p><table><tr><th></th><th>Limit</th><th>Read</th><th>Ant</th><th>Cable</th><th>Preamp</th><th>Aux</th><th>APos</th><th>TPos</th><th>Remark</th></tr><tr><th>Freq</th><th>Level</th><th>Line</th><th>Margin</th><th>Level</th><th>Factor</th><th>Loss</th><th>Factor</th><th>Factor</th><th></th></tr><tr><th></th><th>MHz</th><th>dBuV/m</th><th>dBuV/m</th><th>dB</th><th>dBuV</th><th>dB/m</th><th>dB</th><th>dB</th><th>cm</th><th>deg</th></tr><tr><td>1</td><td>4880.00</td><td>46.51</td><td>74.00</td><td>-27.49</td><td>35.48</td><td>32.48</td><td>10.25</td><td>33.17</td><td>1.47</td><td>347</td><td>103 Peak</td></tr><tr><td>2</td><td>4880.00</td><td>39.13</td><td>54.00</td><td>-14.87</td><td>28.10</td><td>32.48</td><td>10.25</td><td>33.17</td><td>1.47</td><td>347</td><td>103 Average</td></tr><tr><td>3</td><td>7320.00</td><td>50.84</td><td>74.00</td><td>-23.16</td><td>35.38</td><td>36.94</td><td>12.49</td><td>35.98</td><td>2.01</td><td>100</td><td>120 Peak</td></tr><tr><td>4</td><td>7320.00</td><td>42.47</td><td>54.00</td><td>-11.53</td><td>27.01</td><td>36.94</td><td>12.49</td><td>35.98</td><td>2.01</td><td>100</td><td>120 Average</td></tr></table></div>							Limit	Read	Ant	Cable	Preamp	Aux	APos	TPos	Remark	Freq	Level	Line	Margin	Level	Factor	Loss	Factor	Factor			MHz	dBuV/m	dBuV/m	dB	dBuV	dB/m	dB	dB	cm	deg	1	4880.00	46.51	74.00	-27.49	35.48	32.48	10.25	33.17	1.47	347	103 Peak	2	4880.00	39.13	54.00	-14.87	28.10	32.48	10.25	33.17	1.47	347	103 Average	3	7320.00	50.84	74.00	-23.16	35.38	36.94	12.49	35.98	2.01	100	120 Peak	4	7320.00	42.47	54.00	-11.53	27.01	36.94	12.49	35.98	2.01	100	120 Average
		Limit	Read	Ant	Cable	Preamp	Aux	APos	TPos	Remark																																																																																																																																																																
	Freq	Level	Line	Margin	Level	Factor	Loss	Factor	Factor																																																																																																																																																																	
	MHz	dBuV/m	dBuV/m	dB	dBuV	dB/m	dB	dB	cm	deg																																																																																																																																																																
1	4880.00	51.68	74.00	-22.32	40.65	32.48	10.25	33.17	1.47	100	154 Peak																																																																																																																																																															
2	4880.00	47.36	54.00	-6.64	36.33	32.48	10.25	33.17	1.47	100	154 Average																																																																																																																																																															
3	7320.00	54.69	74.00	-19.31	39.23	36.94	12.49	35.98	2.01	100	125 Peak																																																																																																																																																															
4	7320.00	49.14	54.00	-4.86	33.68	36.94	12.49	35.98	2.01	100	125 Average																																																																																																																																																															
	Limit	Read	Ant	Cable	Preamp	Aux	APos	TPos	Remark																																																																																																																																																																	
Freq	Level	Line	Margin	Level	Factor	Loss	Factor	Factor																																																																																																																																																																		
	MHz	dBuV/m	dBuV/m	dB	dBuV	dB/m	dB	dB	cm	deg																																																																																																																																																																
1	4880.00	46.51	74.00	-27.49	35.48	32.48	10.25	33.17	1.47	347	103 Peak																																																																																																																																																															
2	4880.00	39.13	54.00	-14.87	28.10	32.48	10.25	33.17	1.47	347	103 Average																																																																																																																																																															
3	7320.00	50.84	74.00	-23.16	35.38	36.94	12.49	35.98	2.01	100	120 Peak																																																																																																																																																															
4	7320.00	42.47	54.00	-11.53	27.01	36.94	12.49	35.98	2.01	100	120 Average																																																																																																																																																															



Mode	3																																																																																																			
	Band Edge																																																																																																			
	2400-2483.5_Bluetooth-LE_GFSK_CH39_2480MHz																																																																																																			
ANT	1																																																																																																			
Pol.	Horizontal						Fundamental																																																																																													
Peak	<div><div>Level (dBuV/m)</div><div><div>Date: 2025-06-19</div></div><div>PEAK_BE_74</div></div> <div>Site : 03CH23-HY Condition: PEAK_BE_74 3m DRH18-E_KV2D06A18ES_241025 HORIZONTAL : RBW:1000.000kHz VBW:3000.000kHz SMT:Auto</div> <table><tr><th></th><th>Limit</th><th>Read</th><th>Ant</th><th>Cable</th><th>Preamp</th><th>Aux</th><th>APos</th><th>TPos</th><th>Remark</th></tr><tr><th>Freq</th><th>Level</th><th>Line</th><th>Margin</th><th>Level</th><th>Factor</th><th>Loss</th><th>Factor</th><th>Factor</th><th></th></tr><tr><th></th><th>MHz</th><th>dBuV/m</th><th>dBuV/m</th><th>dB</th><th>dBuV</th><th>dB/m</th><th>dB</th><th>dB</th><th>cm</th><th>deg</th></tr><tr><td>1</td><td>2495.34</td><td>50.96</td><td>74.00</td><td>-23.04</td><td>38.52</td><td>26.75</td><td>7.35</td><td>32.04</td><td>10.38</td><td>116</td><td>176</td><td>Peak</td></tr></table>							Limit	Read	Ant	Cable	Preamp	Aux	APos	TPos	Remark	Freq	Level	Line	Margin	Level	Factor	Loss	Factor	Factor			MHz	dBuV/m	dBuV/m	dB	dBuV	dB/m	dB	dB	cm	deg	1	2495.34	50.96	74.00	-23.04	38.52	26.75	7.35	32.04	10.38	116	176	Peak	<div><div>Level (dBuV/m)</div><div><div>Date: 2025-06-19</div></div><div>PEAK_74</div></div> <div>Site : 03CH23-HY Condition: PEAK_74 3m DRH18-E_KV2D06A18ES_241025 HORIZONTAL : RBW:1000.000kHz VBW:3000.000kHz SMT:Auto</div> <table><tr><th></th><th>Limit</th><th>Read</th><th>Ant</th><th>Cable</th><th>Preamp</th><th>Aux</th><th>APos</th><th>TPos</th><th>Remark</th></tr><tr><th>Freq</th><th>Level</th><th>Line</th><th>Margin</th><th>Level</th><th>Factor</th><th>Loss</th><th>Factor</th><th>Factor</th><th></th></tr><tr><th></th><th>MHz</th><th>dBuV/m</th><th>dBuV/m</th><th>dB</th><th>dBuV</th><th>dB/m</th><th>dB</th><th>dB</th><th>cm</th><th>deg</th></tr><tr><td>1</td><td>2480.00</td><td>102.31</td><td>-----</td><td>-----</td><td>89.93</td><td>26.70</td><td>7.33</td><td>32.03</td><td>10.38</td><td>116</td><td>176</td><td>Peak</td></tr></table>							Limit	Read	Ant	Cable	Preamp	Aux	APos	TPos	Remark	Freq	Level	Line	Margin	Level	Factor	Loss	Factor	Factor			MHz	dBuV/m	dBuV/m	dB	dBuV	dB/m	dB	dB	cm	deg	1	2480.00	102.31	-----	-----	89.93	26.70	7.33	32.03	10.38	116	176	Peak
		Limit	Read	Ant	Cable	Preamp	Aux	APos	TPos	Remark																																																																																										
Freq	Level	Line	Margin	Level	Factor	Loss	Factor	Factor																																																																																												
	MHz	dBuV/m	dBuV/m	dB	dBuV	dB/m	dB	dB	cm	deg																																																																																										
1	2495.34	50.96	74.00	-23.04	38.52	26.75	7.35	32.04	10.38	116	176	Peak																																																																																								
	Limit	Read	Ant	Cable	Preamp	Aux	APos	TPos	Remark																																																																																											
Freq	Level	Line	Margin	Level	Factor	Loss	Factor	Factor																																																																																												
	MHz	dBuV/m	dBuV/m	dB	dBuV	dB/m	dB	dB	cm	deg																																																																																										
1	2480.00	102.31	-----	-----	89.93	26.70	7.33	32.03	10.38	116	176	Peak																																																																																								
Avg	<div><div>Level (dBuV/m)</div><div><div>Date: 2025-06-19</div></div><div>AVG_BE_54</div></div> <div>Site : 03CH23-HY Condition: AVG_BE_54 3m DRH18-E_KV2D06A18ES_241025 HORIZONTAL : RBW:1000.000kHz VBW:0.010kHz SMT:Auto</div> <table><tr><th></th><th>Limit</th><th>Read</th><th>Ant</th><th>Cable</th><th>Preamp</th><th>Aux</th><th>APos</th><th>TPos</th><th>Remark</th></tr><tr><th>Freq</th><th>Level</th><th>Line</th><th>Margin</th><th>Level</th><th>Factor</th><th>Loss</th><th>Factor</th><th>Factor</th><th></th></tr><tr><th></th><th>MHz</th><th>dBuV/m</th><th>dBuV/m</th><th>dB</th><th>dBuV</th><th>dB/m</th><th>dB</th><th>dB</th><th>cm</th><th>deg</th></tr><tr><td>1</td><td>2483.52</td><td>40.24</td><td>54.00</td><td>-13.76</td><td>27.85</td><td>26.70</td><td>7.34</td><td>32.03</td><td>10.38</td><td>116</td><td>176</td><td>Average</td></tr></table>							Limit	Read	Ant	Cable	Preamp	Aux	APos	TPos	Remark	Freq	Level	Line	Margin	Level	Factor	Loss	Factor	Factor			MHz	dBuV/m	dBuV/m	dB	dBuV	dB/m	dB	dB	cm	deg	1	2483.52	40.24	54.00	-13.76	27.85	26.70	7.34	32.03	10.38	116	176	Average	<div><div>Level (dBuV/m)</div><div><div>Date: 2025-06-19</div></div><div>AVG_54</div></div> <div>Site : 03CH23-HY Condition: AVG_54 3m DRH18-E_KV2D06A18ES_241025 HORIZONTAL : RBW:1000.000kHz VBW:0.010kHz SMT:Auto</div> <table><tr><th></th><th>Limit</th><th>Read</th><th>Ant</th><th>Cable</th><th>Preamp</th><th>Aux</th><th>APos</th><th>TPos</th><th>Remark</th></tr><tr><th>Freq</th><th>Level</th><th>Line</th><th>Margin</th><th>Level</th><th>Factor</th><th>Loss</th><th>Factor</th><th>Factor</th><th></th></tr><tr><th></th><th>MHz</th><th>dBuV/m</th><th>dBuV/m</th><th>dB</th><th>dBuV</th><th>dB/m</th><th>dB</th><th>dB</th><th>cm</th><th>deg</th></tr><tr><td>1</td><td>2480.00</td><td>101.81</td><td>-----</td><td>-----</td><td>89.43</td><td>26.70</td><td>7.33</td><td>32.03</td><td>10.38</td><td>116</td><td>176</td><td>Average</td></tr></table>							Limit	Read	Ant	Cable	Preamp	Aux	APos	TPos	Remark	Freq	Level	Line	Margin	Level	Factor	Loss	Factor	Factor			MHz	dBuV/m	dBuV/m	dB	dBuV	dB/m	dB	dB	cm	deg	1	2480.00	101.81	-----	-----	89.43	26.70	7.33	32.03	10.38	116	176	Average
	Limit	Read	Ant	Cable	Preamp	Aux	APos	TPos	Remark																																																																																											
Freq	Level	Line	Margin	Level	Factor	Loss	Factor	Factor																																																																																												
	MHz	dBuV/m	dBuV/m	dB	dBuV	dB/m	dB	dB	cm	deg																																																																																										
1	2483.52	40.24	54.00	-13.76	27.85	26.70	7.34	32.03	10.38	116	176	Average																																																																																								
	Limit	Read	Ant	Cable	Preamp	Aux	APos	TPos	Remark																																																																																											
Freq	Level	Line	Margin	Level	Factor	Loss	Factor	Factor																																																																																												
	MHz	dBuV/m	dBuV/m	dB	dBuV	dB/m	dB	dB	cm	deg																																																																																										
1	2480.00	101.81	-----	-----	89.43	26.70	7.33	32.03	10.38	116	176	Average																																																																																								



Mode	3																																																																																								
	Band Edge																																																																																								
	2400-2483.5_Bluetooth-LE_GFSK_CH39_2480MHz																																																																																								
ANT	1																																																																																								
Pol.	Vertical						Fundamental																																																																																		
Peak	<div><div>Level (dBuV/m)</div><div>Date: 2025-06-19</div><div>Site : 03CH23-HY Condition: PEAK_BE_74 3m DRH18-E_KV2D06A18ES_241025 VERTICAL : RBW:1000.000kHz VBW:3000.000kHz SMT:Auto</div><table><tr><th></th><th>Freq</th><th>Level</th><th>Limit</th><th>Line Margin</th><th>Read Level</th><th>Ant Factor</th><th>Cable Loss</th><th>Preamp Factor</th><th>Aux Loss</th><th>APos</th><th>TPos</th><th>Remark</th></tr><tr><th></th><th>MHz</th><th>dBuV/m</th><th>dBuV/m</th><th>dB</th><th>dBuV</th><th>dB/m</th><th>dB</th><th>dB</th><th>dB</th><th>cm</th><th>deg</th><th></th></tr><tr><td>1</td><td>2496.50</td><td>51.19</td><td>74.00</td><td>-22.81</td><td>38.73</td><td>26.76</td><td>7.36</td><td>32.04</td><td>10.38</td><td>101</td><td>66</td><td>Peak</td></tr></table></div>							Freq	Level	Limit	Line Margin	Read Level	Ant Factor	Cable Loss	Preamp Factor	Aux Loss	APos	TPos	Remark		MHz	dBuV/m	dBuV/m	dB	dBuV	dB/m	dB	dB	dB	cm	deg		1	2496.50	51.19	74.00	-22.81	38.73	26.76	7.36	32.04	10.38	101	66	Peak	<div><div>Level (dBuV/m)</div><div>Date: 2025-06-19</div><div>Site : 03CH23-HY Condition: PEAK_74 3m DRH18-E_KV2D06A18ES_241025 VERTICAL : RBW:1000.000kHz VBW:3000.000kHz SMT:Auto</div><table><tr><th></th><th>Freq</th><th>Level</th><th>Limit</th><th>Line Margin</th><th>Read Level</th><th>Ant Factor</th><th>Cable Loss</th><th>Preamp Factor</th><th>Aux Loss</th><th>APos</th><th>TPos</th><th>Remark</th></tr><tr><th></th><th>MHz</th><th>dBuV/m</th><th>dBuV/m</th><th>dB</th><th>dBuV</th><th>dB/m</th><th>dB</th><th>dB</th><th>dB</th><th>cm</th><th>deg</th><th></th></tr><tr><td>1</td><td>2480.00</td><td>93.59</td><td>-----</td><td>-----</td><td>81.21</td><td>26.70</td><td>7.33</td><td>32.03</td><td>10.38</td><td>101</td><td>66</td><td>Peak</td></tr></table></div>						Freq	Level	Limit	Line Margin	Read Level	Ant Factor	Cable Loss	Preamp Factor	Aux Loss	APos	TPos	Remark		MHz	dBuV/m	dBuV/m	dB	dBuV	dB/m	dB	dB	dB	cm	deg		1	2480.00	93.59	-----	-----	81.21	26.70	7.33	32.03	10.38	101	66	Peak
		Freq	Level	Limit	Line Margin	Read Level	Ant Factor	Cable Loss	Preamp Factor	Aux Loss	APos	TPos	Remark																																																																												
	MHz	dBuV/m	dBuV/m	dB	dBuV	dB/m	dB	dB	dB	cm	deg																																																																														
1	2496.50	51.19	74.00	-22.81	38.73	26.76	7.36	32.04	10.38	101	66	Peak																																																																													
	Freq	Level	Limit	Line Margin	Read Level	Ant Factor	Cable Loss	Preamp Factor	Aux Loss	APos	TPos	Remark																																																																													
	MHz	dBuV/m	dBuV/m	dB	dBuV	dB/m	dB	dB	dB	cm	deg																																																																														
1	2480.00	93.59	-----	-----	81.21	26.70	7.33	32.03	10.38	101	66	Peak																																																																													
Avg	<div><div>Level (dBuV/m)</div><div>Date: 2025-06-19</div><div>Site : 03CH23-HY Condition: AVG_BE_54 3m DRH18-E_KV2D06A18ES_241025 VERTICAL : RBW:1000.000kHz VBW:0.010kHz SMT:Auto</div><table><tr><th></th><th>Freq</th><th>Level</th><th>Limit</th><th>Line Margin</th><th>Read Level</th><th>Ant Factor</th><th>Cable Loss</th><th>Preamp Factor</th><th>Aux Loss</th><th>APos</th><th>TPos</th><th>Remark</th></tr><tr><th></th><th>MHz</th><th>dBuV/m</th><th>dBuV/m</th><th>dB</th><th>dBuV</th><th>dB/m</th><th>dB</th><th>dB</th><th>dB</th><th>cm</th><th>deg</th><th></th></tr><tr><td>1</td><td>2483.52</td><td>39.38</td><td>54.00</td><td>-14.62</td><td>26.99</td><td>26.70</td><td>7.34</td><td>32.03</td><td>10.38</td><td>101</td><td>66</td><td>Average</td></tr></table></div>							Freq	Level	Limit	Line Margin	Read Level	Ant Factor	Cable Loss	Preamp Factor	Aux Loss	APos	TPos	Remark		MHz	dBuV/m	dBuV/m	dB	dBuV	dB/m	dB	dB	dB	cm	deg		1	2483.52	39.38	54.00	-14.62	26.99	26.70	7.34	32.03	10.38	101	66	Average	<div><div>Level (dBuV/m)</div><div>Date: 2025-06-19</div><div>Site : 03CH23-HY Condition: AVG_54 3m DRH18-E_KV2D06A18ES_241025 VERTICAL : RBW:1000.000kHz VBW:0.010kHz SMT:Auto</div><table><tr><th></th><th>Freq</th><th>Level</th><th>Limit</th><th>Line Margin</th><th>Read Level</th><th>Ant Factor</th><th>Cable Loss</th><th>Preamp Factor</th><th>Aux Loss</th><th>APos</th><th>TPos</th><th>Remark</th></tr><tr><th></th><th>MHz</th><th>dBuV/m</th><th>dBuV/m</th><th>dB</th><th>dBuV</th><th>dB/m</th><th>dB</th><th>dB</th><th>dB</th><th>cm</th><th>deg</th><th></th></tr><tr><td>1</td><td>2480.00</td><td>93.07</td><td>-----</td><td>-----</td><td>80.69</td><td>26.70</td><td>7.33</td><td>32.03</td><td>10.38</td><td>101</td><td>66</td><td>Average</td></tr></table></div>						Freq	Level	Limit	Line Margin	Read Level	Ant Factor	Cable Loss	Preamp Factor	Aux Loss	APos	TPos	Remark		MHz	dBuV/m	dBuV/m	dB	dBuV	dB/m	dB	dB	dB	cm	deg		1	2480.00	93.07	-----	-----	80.69	26.70	7.33	32.03	10.38	101	66	Average
		Freq	Level	Limit	Line Margin	Read Level	Ant Factor	Cable Loss	Preamp Factor	Aux Loss	APos	TPos	Remark																																																																												
	MHz	dBuV/m	dBuV/m	dB	dBuV	dB/m	dB	dB	dB	cm	deg																																																																														
1	2483.52	39.38	54.00	-14.62	26.99	26.70	7.34	32.03	10.38	101	66	Average																																																																													
	Freq	Level	Limit	Line Margin	Read Level	Ant Factor	Cable Loss	Preamp Factor	Aux Loss	APos	TPos	Remark																																																																													
	MHz	dBuV/m	dBuV/m	dB	dBuV	dB/m	dB	dB	dB	cm	deg																																																																														
1	2480.00	93.07	-----	-----	80.69	26.70	7.33	32.03	10.38	101	66	Average																																																																													



Mode	3																																																																																																																																																												
	Harmonic																																																																																																																																																												
	2400-2483.5_Bluetooth-LE_GFSK_CH39_2480MHz																																																																																																																																																												
ANT	1																																																																																																																																																												
Pol.	Horizontal						Vertical																																																																																																																																																						
Peak Avg	<div><p>Level (dBuV/m) Date: 2025-06-19</p><p>Site : 03CH23-HY Condition: PEAK_74 3m DRH18-E_KV2D06A18ES_241025 HORIZONTAL</p><table><tr><th></th><th>Limit</th><th>Read</th><th>Ant</th><th>Cable</th><th>Preamp</th><th>Aux</th><th>APos</th><th>TPos</th><th>Remark</th></tr><tr><th>Freq</th><th>Level</th><th>Line</th><th>Margin</th><th>Level</th><th>Factor</th><th>Loss</th><th>Factor</th><th>Factor</th><th></th></tr><tr><th></th><th>MHz</th><th>dBuV/m</th><th>dBuV/m</th><th>dB</th><th>dBuV</th><th>dB/m</th><th>dB</th><th>dB</th><th>cm</th><th>deg</th></tr><tr><td>1</td><td>4960.00</td><td>53.69</td><td>74.00</td><td>-20.31</td><td>42.07</td><td>32.80</td><td>10.38</td><td>33.18</td><td>1.62</td><td>100</td><td>153 Peak</td></tr><tr><td>2</td><td>4960.00</td><td>49.60</td><td>54.00</td><td>-4.40</td><td>37.98</td><td>32.80</td><td>10.38</td><td>33.18</td><td>1.62</td><td>100</td><td>153 Average</td></tr><tr><td>3</td><td>7440.00</td><td>55.60</td><td>74.00</td><td>-18.40</td><td>40.20</td><td>36.90</td><td>12.59</td><td>36.07</td><td>1.98</td><td>102</td><td>122 Peak</td></tr><tr><td>4</td><td>7440.00</td><td>49.34</td><td>54.00</td><td>-4.66</td><td>33.94</td><td>36.90</td><td>12.59</td><td>36.07</td><td>1.98</td><td>102</td><td>122 Average</td></tr></table></div>							Limit	Read	Ant	Cable	Preamp	Aux	APos	TPos	Remark	Freq	Level	Line	Margin	Level	Factor	Loss	Factor	Factor			MHz	dBuV/m	dBuV/m	dB	dBuV	dB/m	dB	dB	cm	deg	1	4960.00	53.69	74.00	-20.31	42.07	32.80	10.38	33.18	1.62	100	153 Peak	2	4960.00	49.60	54.00	-4.40	37.98	32.80	10.38	33.18	1.62	100	153 Average	3	7440.00	55.60	74.00	-18.40	40.20	36.90	12.59	36.07	1.98	102	122 Peak	4	7440.00	49.34	54.00	-4.66	33.94	36.90	12.59	36.07	1.98	102	122 Average	<div><p>Level (dBuV/m) Date: 2025-06-19</p><p>Site : 03CH23-HY Condition: PEAK_74 3m DRH18-E_KV2D06A18ES_241025 VERTICAL</p><table><tr><th></th><th>Limit</th><th>Read</th><th>Ant</th><th>Cable</th><th>Preamp</th><th>Aux</th><th>APos</th><th>TPos</th><th>Remark</th></tr><tr><th>Freq</th><th>Level</th><th>Line</th><th>Margin</th><th>Level</th><th>Factor</th><th>Loss</th><th>Factor</th><th>Factor</th><th></th></tr><tr><th></th><th>MHz</th><th>dBuV/m</th><th>dBuV/m</th><th>dB</th><th>dBuV</th><th>dB/m</th><th>dB</th><th>dB</th><th>cm</th><th>deg</th></tr><tr><td>1</td><td>4960.00</td><td>46.64</td><td>74.00</td><td>-27.36</td><td>35.02</td><td>32.80</td><td>10.38</td><td>33.18</td><td>1.62</td><td>--</td><td>-- Peak</td></tr><tr><td>2</td><td>7440.00</td><td>48.90</td><td>74.00</td><td>-25.10</td><td>33.50</td><td>36.90</td><td>12.59</td><td>36.07</td><td>1.98</td><td>--</td><td>-- Peak</td></tr><tr><td>3</td><td>7440.00</td><td>41.59</td><td>54.00</td><td>-12.41</td><td>26.19</td><td>36.90</td><td>12.59</td><td>36.07</td><td>1.98</td><td>--</td><td>-- Average</td></tr></table></div>						Limit	Read	Ant	Cable	Preamp	Aux	APos	TPos	Remark	Freq	Level	Line	Margin	Level	Factor	Loss	Factor	Factor			MHz	dBuV/m	dBuV/m	dB	dBuV	dB/m	dB	dB	cm	deg	1	4960.00	46.64	74.00	-27.36	35.02	32.80	10.38	33.18	1.62	--	-- Peak	2	7440.00	48.90	74.00	-25.10	33.50	36.90	12.59	36.07	1.98	--	-- Peak	3	7440.00	41.59	54.00	-12.41	26.19	36.90	12.59	36.07	1.98	--	-- Average
		Limit	Read	Ant	Cable	Preamp	Aux	APos	TPos	Remark																																																																																																																																																			
Freq	Level	Line	Margin	Level	Factor	Loss	Factor	Factor																																																																																																																																																					
	MHz	dBuV/m	dBuV/m	dB	dBuV	dB/m	dB	dB	cm	deg																																																																																																																																																			
1	4960.00	53.69	74.00	-20.31	42.07	32.80	10.38	33.18	1.62	100	153 Peak																																																																																																																																																		
2	4960.00	49.60	54.00	-4.40	37.98	32.80	10.38	33.18	1.62	100	153 Average																																																																																																																																																		
3	7440.00	55.60	74.00	-18.40	40.20	36.90	12.59	36.07	1.98	102	122 Peak																																																																																																																																																		
4	7440.00	49.34	54.00	-4.66	33.94	36.90	12.59	36.07	1.98	102	122 Average																																																																																																																																																		
	Limit	Read	Ant	Cable	Preamp	Aux	APos	TPos	Remark																																																																																																																																																				
Freq	Level	Line	Margin	Level	Factor	Loss	Factor	Factor																																																																																																																																																					
	MHz	dBuV/m	dBuV/m	dB	dBuV	dB/m	dB	dB	cm	deg																																																																																																																																																			
1	4960.00	46.64	74.00	-27.36	35.02	32.80	10.38	33.18	1.62	--	-- Peak																																																																																																																																																		
2	7440.00	48.90	74.00	-25.10	33.50	36.90	12.59	36.07	1.98	--	-- Peak																																																																																																																																																		
3	7440.00	41.59	54.00	-12.41	26.19	36.90	12.59	36.07	1.98	--	-- Average																																																																																																																																																		



C2-1. Radiated Spurious Emission Test Modes

Mode	Band (MHz)	Antenna	Modulation	Channel	Frequency	Data Rate	RU	Remark
Mode 4	2400-2483.5	1	Bluetooth-LE_GFSK	01	2404	2Mbps	-	-
Mode 5	2400-2483.5	1	Bluetooth-LE_GFSK	19	2440	2Mbps	-	-
Mode 6	2400-2483.5	1	Bluetooth-LE_GFSK	38	2478	2Mbps	-	-

**C2-2. Summary of each worse mode**

Mode	Modulation	Ch.	Freq. (MHz)	Level (dBuV/m)	Limit (dBuV/m)	Margin (dB)	Pol.	Peak Avg.	Result	RU	Remark
4	Bluetooth-LE_GFSK	01	2380.78	39.45	54.00	-14.55	H	Avg.	Pass	-	Band Edge
	Bluetooth-LE_GFSK	01	4808.00	44.39	54.00	-9.61	H	Avg.	Pass	-	Harmonic
5	Bluetooth-LE_GFSK	19	2372.79	39.38	54.00	-14.62	H	Avg.	Pass	-	Band Edge
	Bluetooth-LE_GFSK	19	7320.00	48.74	54.00	-5.26	H	Avg.	Pass	-	Harmonic
6	Bluetooth-LE_GFSK	38	2483.52	39.79	54.00	-14.21	H	Avg.	Pass	-	Band Edge
	Bluetooth-LE_GFSK	38	4956.00	49.20	54.00	-4.80	H	Avg.	Pass	-	Harmonic