


## *Test Set-Up Photos*

### 1. Conducted Emission Test




*FRONT VIEW (OPERATING (CHARGING WITH ADAPTER))*



*BACK VIEW (OPERATING (CHARGING WITH ADAPTER))*




*FRONT VIEW (OPERATING (LINK PC))*




*BACK VIEW (OPERATING (LINK PC))*



## 2. Radiated Electromagnetic Emission Test




*FRONT VIEW OF RADIATED EMISSION TEST (BELOW 1GHz)  
(TEST MODE: OPERATING (CHARGING WITH ADAPTER))*



*BACK VIEW OF RADIATED EMISSION TEST (BELOW 1GHz)  
(TEST MODE: OPERATING (CHARGING WITH ADAPTER))*



*FRONT VIEW OF RADIATED EMISSION TEST (BELOW 1GHZ)  
(TEST MODE: OPERATING (LINK PC))*



*BACK VIEW OF RADIATED EMISSION TEST (BELOW 1GHZ)  
(TEST MODE: OPERATING (LINK PC))*





*FRONT VIEW OF RADIATED EMISSION TEST (ABOVE 1GHz)  
(TEST MODE: OPERATING (CHARGING WITH ADAPTER))*



*BACK VIEW OF RADIATED EMISSION TEST (ABOVE 1GHz)  
(TEST MODE: OPERATING (CHARGING WITH ADAPTER))*



*SETUP WITH MAXIMUM DETECTED EMISSION AT HORIZONTAL POLARIZATION  
(TEST MODE: OPERATING (CHARGING WITH ADAPTER))*



*SETUP WITH MAXIMUM DETECTED EMISSION AT VERTICAL POLARIZATION  
(TEST MODE: OPERATING (CHARGING WITH ADAPTER))*