



Test Setup Photos



Axis 1





Axis 2



30-1000MHz (POE)



9kHz – 30MHz (DC Power)



Conducted emissions (POE)

