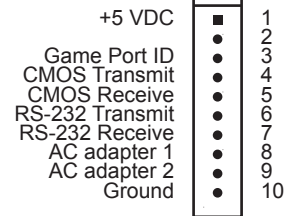
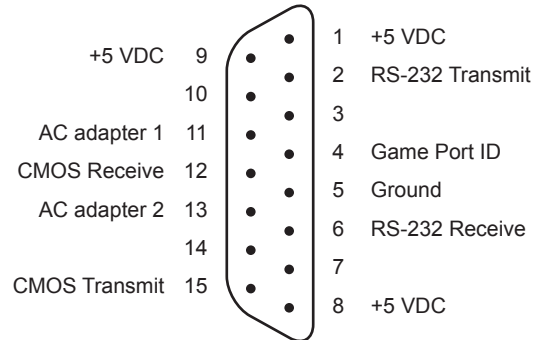


Gameport and Serial Mouse Pad Cable Connections

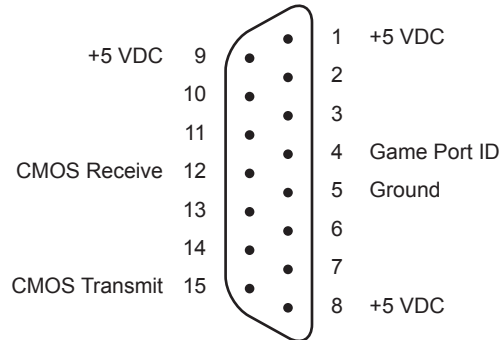
PCB Cable Connection



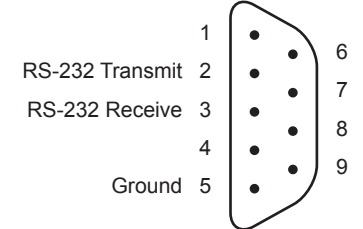
DB-15 Male Full Game Port Cable



DB-15 Male Simple Game Port Cable



DB-9 Female Serial Port Cable



Full Feature Game Port Cable			
Signal Name	PCB pin #	DB-15 Male Game Port pin #	Wire color
+5 VDC	1	1,8,9	
Game Port ID	3	4	
CMOS Transmit	4	15	
CMOS Receive	5	12	
RS-232 Transmit	6	2	
RS-232 Receive	7	6	
AC adapter 1	8	11	
AC adapter 2	9	13	
Ground	10	5	

Simple Game Port Cable (no serial support)			
Signal Name	PCB pin #	DB-15 Male Game Port pin #	Wire color
+5 VDC	1	1,8,9	
Game Port ID	3	4	
CMOS Transmit	4	15	
CMOS Receive	5	12	
Ground	10	5	

Serial-only Cable			
Signal Name	PCB pin #	DB-9 Female Serial Port pin #	Wire color
RS-232 Transmit	6	2	
RS-232 Receive	7	3	
Ground	10	5	
AC Adapter 1	8		
AC Adapter 2	9		

Game Port to Serial Adapter			
Signal Name	DB-15 Female Game Port pin #	DB-9 Female Serial Port pin #	Wire color
RS-232 Transmit	2	2	
RS-232 Receive	6	3	
Ground	5	5	
AC Adapter 1	11		
AC Adapter 2	13		

Jeff Mock
1859 Scott St.
San Francisco, CA 94115

415 346-2829
415 346-2830 FAX
jeff@mock.com

1/25/99