

4. PHOTOGRAPH

4.1. Photos of Power Line Conducted Measurement

M/N: EUM-5W



FRONT VIEW OF CONDUCTED MEASUREMENT




BACK VIEW OF CONDUCTED MEASUREMENT

M/N: EUM-7W



FRONT VIEW OF CONDUCTED MEASUREMENT



BACK VIEW OF CONDUCTED MEASUREMENT

M/N: EUM-9W



FRONT VIEW OF CONDUCTED MEASUREMENT



BACK VIEW OF CONDUCTED MEASUREMENT

M/N: EUM-11W



FRONT VIEW OF CONDUCTED MEASUREMENT



BACK VIEW OF CONDUCTED MEASUREMENT

M/N: EUM-15W



FRONT VIEW OF CONDUCTED MEASUREMENT




BACK VIEW OF CONDUCTED MEASUREMENT

M/N: EUT-12W



FRONT VIEW OF CONDUCTED MEASUREMENT



BACK VIEW OF CONDUCTED MEASUREMENT

M/N: EUT-16W



FRONT VIEW OF CONDUCTED MEASUREMENT




BACK VIEW OF CONDUCTED MEASUREMENT

M/N: EUT-20W



FRONT VIEW OF CONDUCTED MEASUREMENT



BACK VIEW OF CONDUCTED MEASUREMENT

M/N: EUT-24W




FRONT VIEW OF CONDUCTED MEASUREMENT




BACK VIEW OF CONDUCTED MEASUREMENT

4.2. Photos of Radiated Measurement in Chamber #3

M/N: EUM-5W




M/N: EUM-7W




M/N: EUM-9W




M/N: EUM-11W



M/N: EUM-15W



M/N: EUT-12W



M/N: EUT-16W



M/N: EUT-20W



M/N: EUT-24W

