

Test Set-Up Photos

1. Conducted Emission Test



FRONT VIEW (M/N: TME15W)



SIDE VIEW (M/N: TME15W)



FRONT VIEW (M/N: TME20W)



SIDE VIEW (M/N: TME20W)




FRONT VIEW (M/N: TME25W)




SIDE VIEW (M/N: TME25W)


2. Radiated Emission Test




HORIZONTAL (M/N: TME15W)




VERTICAL (M/N: TME15W)




HORIZONTAL (M/N: TME 20W)



VERTICAL (M/N: TME 20W)



HORIZONTAL (M/N: TME 25W)



VERTICAL (M/N: TME 25W)

3. Radiated electromagnetic emission Test

