



## 15. ANTENNA LOCATIONS

Slide closed



Slide open



## 16. TEST SETUP PHOTOS

LEFT HAND SIDE TOUCH (open)



LEFT HAND SIDE TTILT (15°) (open)



LEFT HAND SIDE TOUCH (closed)



LEFT HAND SIDE TTILT (15°) (closed)



RIGHT HAND SIDE TOUCH (open)




RIGHT HAND SIDE TILT (15°) (open)



RIGHT HAND SIDE TOUCH (closed)



RIGHT HAND SIDE TILT (15°) (closed)



BODY – FACE UP w/ 1.5 cm Separation



BODY – FACE UP w/ 1.5 cm Separation and Headset





BODY – FACE DOWN w/ 1.5 cm Separation



BODY – FACE DOWN w/ 1.5 cm Separation and Headset



## 17. EXTERNAL PHOTOS

FACE UP (Slide open)



FACE UP (Slide closed)





FACE DOWN (Slide open)



FACE DOWN (Slide closed)



**END OF REPORT**