



HCT.CO., LTD.

Product Compliance Division, EMC Team

SAN 136-1, AMI-RI, BUBAL-EUP, ICHEON-SI, KYOUNKI-DO, 467-701, KOREA

TEL : +82 31 639 8518 FAX : +82 31 639 8525

CERTIFICATE OF COMPLIANCE

FCC PART 15.247 Certification

Applicant Name:

UTStarcom, Inc.

555 Wireless Boulevard Hauppauge,
NY 11788

Date of Testing:

Dec, 28, 2007

Test Site/Location:

HCT.CO., LTD., San 136-1 Ami-ri, Bubal-eup, Icheon-si,
Kyungki-do, Korea

Test Report No.: HCT-R07-048

HCT FRN: 0005866421

FCC ID: 06Y-CDM7126

APPLICANT: UTStarcom, Inc.

Model(s): CDM7126C, CDM7126M
EUT Type: Tri-Band CDMA phone with Bluetooth (CDMA / PCS CDMA / AWS CDMA)
Max. RF Output Power: 2.46 dBm(1.76 mW)
Frequency Range: 2402 - 2480 MHz (Bluetooth)
Modulation type: GFSK(Normal)
FCC Classification: FCC Part 15 Frequency Hopping Spread Spectrum Transceiver
FCC Rule Part(s): Part 15 subpart C 15.247
Application Type: Certification

Engineering Statement:

The measurements shown in this report were made in accordance with the procedures indicated, and the emissions from this equipment were found to be within the limits applicable. I assume full responsibility for the accuracy and completeness of these measurements, and for the qualifications of all persons taking them.

HCT.CO., LTD. Certifies that no party to this application has been denied FCC benefits pursuant to section 5301 of the Anti-Drug Abuse Act of 1998, 21 U.S.C. 853(a)

Report prepared by

: Youn Seok Jung

Test engineer of RF Part

Approved by

: Sang Jun Lee

Manager of RF Part

HCT PT.15.247 TEST REPORT	FCC CERTIFICATION REPORT			www.hct.co.kr
Test Report No. HCT-R07-48	Test Dates: Dec, 28, 2007	EUT Type: Tri-Band CDMA phone with Bluetooth (CDMA / PCS CDMA / AWS CDMA)	FCCID: 06YCDM7126	Page 1 of 47

Table of Contents

1. GENERAL INFORMATION	3
2. EUT DESCRIPTION	3
3. TEST METHODOLOGY	4
3.1 EUT CONFIGURATION	4
3.2 EUT EXERCISE	4
3.3 GENERAL TEST PROCEDURES	4
3.4 DESCRIPTION OF TEST MODES.....	4
4. INSTRUMENT CALIBRATION	5
5. FACILITIES AND ACCREDITATIONS	6
5.1 FACILITIES	6
5.2 EQUIPMENT	6
6. SETUP OF EQUIPMENT UNDER TEST	7
6.1 SETUP CONFIGURATION OF EUT	7
7. FCC PART 15.247 REQUIREMENTS	8
7.1 PEAK POWER	8
7.2 BAND EDGES MEASUREMENT	1 1
7.2.1 BAND EDGES MEASUREMENT (RADIATED)).....	1 3
7.3 FREQUENCY SEPARATION	1 8
7.4 NUMBER OF HOPPING FREQUENCY.....	2 1
7.5 TIME OF OCCUPANCY (DWELL TIME)	2 3
7.6 SPURIOUS EMISSIONS.....	2 6
7.6.1 Conducted Spurious Measurement	2 6
7.6.2 Radiated Spurious Emissions	2 9
7.7 POWERLINE CONDUCTED EMISSIONS.....	3 7
8. LIST OF TEST EQUIPMENT	4 2

HCT PT.15.247 TEST REPORT	FCC CERTIFICATION REPORT			www.hct.co.kr
Test Report No. HCT-R07-48	Test Dates: Dec.28.2007	EUT Type: Tri-Band CDMA phone with Bluetooth (CDMA / PCS CDMA / AWS CDMA)	FCCID: 06YCDM7126	Page 2 of 42



1. GENERAL INFORMATION

Applicant: UTStarcom, Inc.
555 Wireless Boulevard Hauppauge,
NY 11788

EUT: Tri-Band CDMA Phone with Bluetooth(CDMA / PCS CDMA / AWS CDMA)
Model: CDM7126C
Date of Test: Dec.28,2007
Contact person: **E-Mail:** john.seo@utstar.com
Phone #: +82-2-368-8939
Fax #: +82-2-2057-0182

2. EUT DESCRIPTION

Product	Tri-Band CDMA Phone with Bluetooth (CDMA/ PCS CDMA/ AWS CDMA)
Model Name	CDM7126C
Power Supply	DC 3.7 V
Battery type	Standard
Frequency Range	2402 ~ 2480 MHz
Transmit Power	2.46 dBm(1.76 mW)
Modulation Type	GFSK(Normal)
Modulation Technique	FHSS
Number of Channels	79 Channels
Antenna Specification	Manufacturer:KOMATECH CO., Ltd. Antenna type: PIPA antenna Gain : -0.222 dBi

HCT PT.15.247 TEST REPORT	FCC CERTIFICATION REPORT			www.hct.co.kr
Test Report No. HCT-R07-48	Test Dates: Dec.28.2007	EUT Type: Tri-Band CDMA phone with Bluetooth (CDMA / PCS CDMA / AWS CDMA)	FCCID: 06YCDM7126	Page 3 of 42



3. TEST METHODOLOGY

The measurement procedure described in the American National Standard for Methods of Measurement of Radio-Noise Emission from Low-Voltage Electrical and Electronic Equipment in the Range of 9kHz to 40GHz(ANSI C63.4-2003) and FCC Public Notice DA 00-705 dated March 30, 2000 entitled "Filing and Measurement Guidelines for Frequency Hopping Spread Spectrum Systems" were used in the measurement of the UTStarcom Tri-Band CDMA Phone with Bluetooth (CDMA/ PCS CDMA/ AWS CDMA) FCCID : 06Y-CDM7126

3.1 EUT CONFIGURATION

The EUT configuration for testing is installed on RF field strength measurement to meet the Commissions requirement and operating in a manner that intends to maximize its emission characteristics in a continuous normal application.

3.2 EUT EXERCISE

The EUT was operated in the engineering mode to fix the Tx frequency that was for the purpose of the measurements. According to its specifications, the EUT must comply with the requirements of the Section 15.207, 15.209 and 15.247 under the FCC Rules Part 15 Subpart C.

3.3 GENERAL TEST PROCEDURES

Conducted Emissions

The EUT is placed on the turntable, which is 0.8 m above ground plane. According to the requirements in Section 13.1.4.1 of ANSI C63.4. (Version :2003) Conducted emissions from the EUT measured in the frequency range between 0.15 MHz and 30MHz using CISPR Quasi-peak and average detector modes.

Radiated Emissions

The EUT is placed on a turn table, which is 0.8 m above ground plane. The turntable shall rotate 360 degrees to determine the position of maximum emission level. EUT is set 3 m away from the receiving antenna, which varied from 1 m to 4 m to find out the highest emission. And also, each emission was to be maximized by changing the polarization of receiving antenna both horizontal and vertical. In order to find out the max. emission, the relative positions of this hand-held transmitter (EUT) was rotated through three orthogonal axes according to the requirements in Section 13.1.4.1 of ANSI C63.4. (Version: 2003)

3.4 DESCRIPTION OF TEST MODES

The EUT has been tested under operating condition. Test program used to control the EUT for staying in continuous transmitting and receiving mode is programmed.
Channel low, mid and high with highest data rate (worst case) is chosen for full testing.

HCT PT.15.247 TEST REPORT	FCC CERTIFICATION REPORT			www.hct.co.kr
Test Report No. HCT-R07-48	Test Dates: Dec.28.2007	EUT Type: Tri-Band CDMA phone with Bluetooth (CDMA / PCS CDMA / AWS CDMA)	FCCID: 06YCDM7126	Page 4 of 42



4. INSTRUMENT CALIBRATION

The measuring equipment, which was utilized in performing the tests documented herein, has been calibrated in accordance with the manufacturer's recommendations for utilizing calibration equipments, which is traceable to recognized national standards.

HCT PT.15.247 TEST REPORT	FCC CERTIFICATION REPORT			www.hct.co.kr
Test Report No. HCT-R07-48	Test Dates: Dec.28.2007	EUT Type: Tri-Band CDMA phone with Bluetooth (CDMA / PCS CDMA / AWS CDMA)	FCCID: 06YCDM7126	Page 5 of 42



5. FACILITIES AND ACCREDITATIONS

5.1 FACILITIES

The open area test site and conducted measurement facility used to collect the radiated data are located at the 254-1, Maekok-Ri, Hobup-Myun, Ichon-Si, Kyoungki-Do, 467-701, KOREA. The site is constructed in conformance with the requirements of ANSI C63.4. (Version :2003) and CISPR Publication 22. Detailed description of test facility was submitted to the Commission and accepted dated July 6, 2006(Registration Number: 90661)

5.2 EQUIPMENT

Radiated emissions are measured with one or more of the following types of Linearly polarized antennas: tuned dipole, bi-conical, log periodic, bi-log, and/or ridged waveguide, horn. Spectrum analyzers with pre-selectors and quasi-peak detectors are used to perform radiated measurements. Conducted emissions are measured with Line Impedance Stabilization Networks and EMI Test Receivers. Calibrated wideband preamplifiers, coaxial cables, and coaxial attenuators are also used for making measurements.

All receiving equipment conforms to CISPR Publication 16-1, "Radio Interference Measuring Apparatus and Measurement Methods."

HCT PT.15.247 TEST REPORT	FCC CERTIFICATION REPORT			www.hct.co.kr
Test Report No. HCT-R07-48	Test Dates: Dec.28.2007	EUT Type: Tri-Band CDMA phone with Bluetooth (CDMA / PCS CDMA / AWS CDMA)	FCCID: 06YCDM7126	Page 6 of 42



6. SETUP OF EQUIPMENT UNDER TEST

6.1 SETUP CONFIGURATION OF EUT

See test photographs for the actual connections between EUT and support equipment.

HCT PT.15.247 TEST REPORT	FCC CERTIFICATION REPORT			www.hct.co.kr
Test Report No. HCT-R07-48	Test Dates: Dec.28.2007	EUT Type: Tri-Band CDMA phone with Bluetooth (CDMA / PCS CDMA / AWS CDMA)	FCCID: 06YCDM7126	Page 7 of 42

7. FCC PART 15.247 REQUIREMENTS

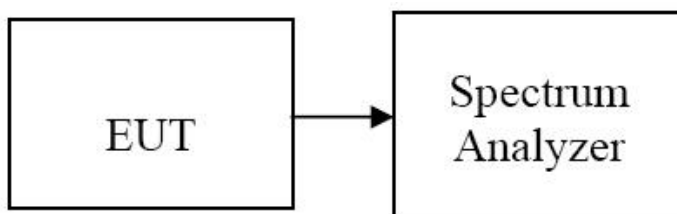
7.1 PEAK POWER

LIMIT

The maximum peak output power of the intentional radiator shall not exceed the following:

1. For systems using digital modulation in the bands of 902 ~ 928 MHz, 2400 ~ 2483.5 MHz, and 5725 ~ 5850 MHz: 1 watt.
2. Except as shown in paragraphs (b)(3) (i), (ii) and (iii) of this section, if transmitting antennas of directional gain greater than 6 dBi are used the peak output power from the intentional radiator shall be reduced below the stated values in paragraphs (b)(1) or (b)(2) of this section, as appropriate, by the amount in dB that the directional gain of the antenna exceeds 6 dBi.

Test Configuration



TEST PROCEDURE

The transmitter output is connected to the Spectrum Analyzer. The Spectrum Analyzer is set to the peak detector mode.

1. Span = 2 MHz
2. RBW = 1 MHz
3. VBW = 3 MHz
4. Sweep = auto

TEST RESULTS

No non-compliance noted

Test Data

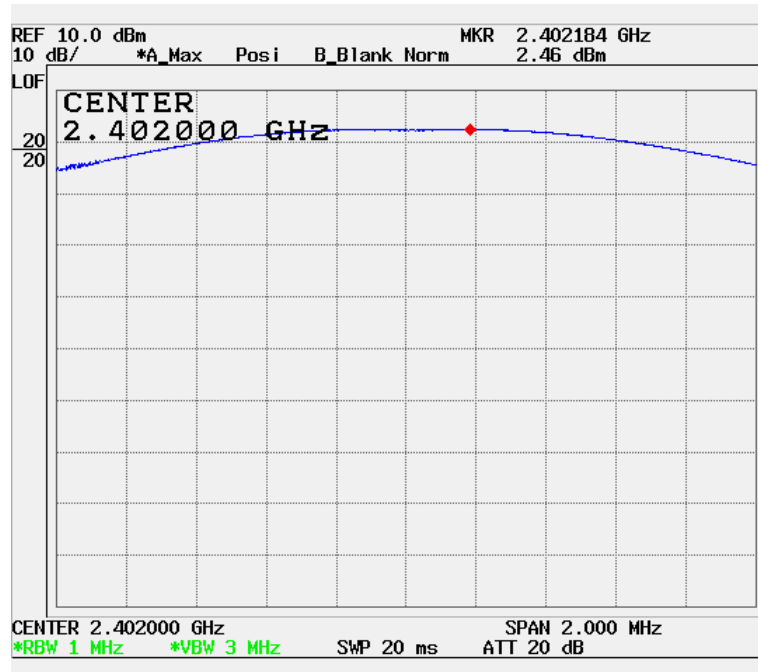
Channel	Frequency (MHz)	Output Power (dBm)	Output Power (mW)	Limit (W)	Result
Low	2402	2.46	1.76	1	PASS
Mid	2441	0.74	1.19		PASS
High	2480	-0.51	0.89		PASS

HCT PT.15.247 TEST REPORT	FCC CERTIFICATION REPORT			www.hct.co.kr
Test Report No. HCT-R07-48	Test Dates: Dec.28.2007	EUT Type: Tri-Band CDMA phone with Bluetooth (CDMA / PCS CDMA / AWS CDMA)	FCCID: 06YCDM7126	Page 8 of 42

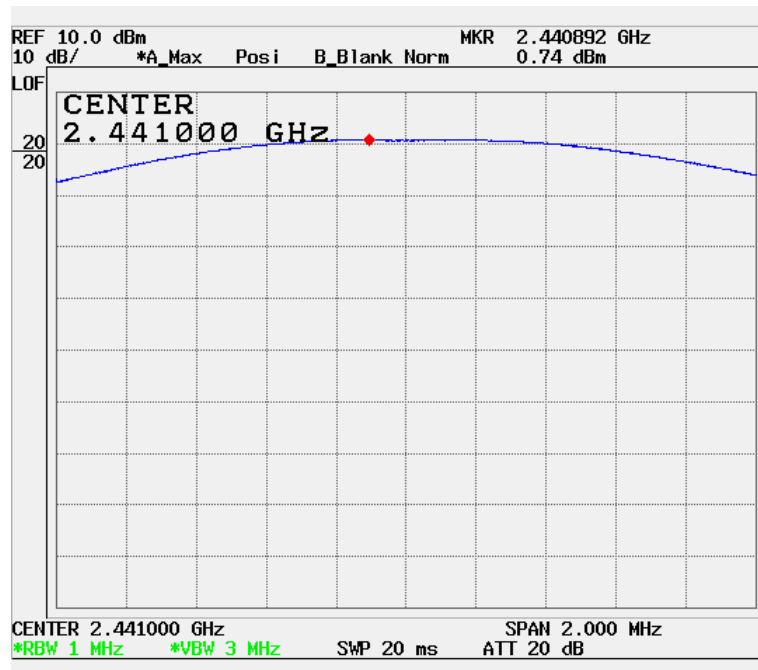


Test Plots

Peak Power (Low CH)



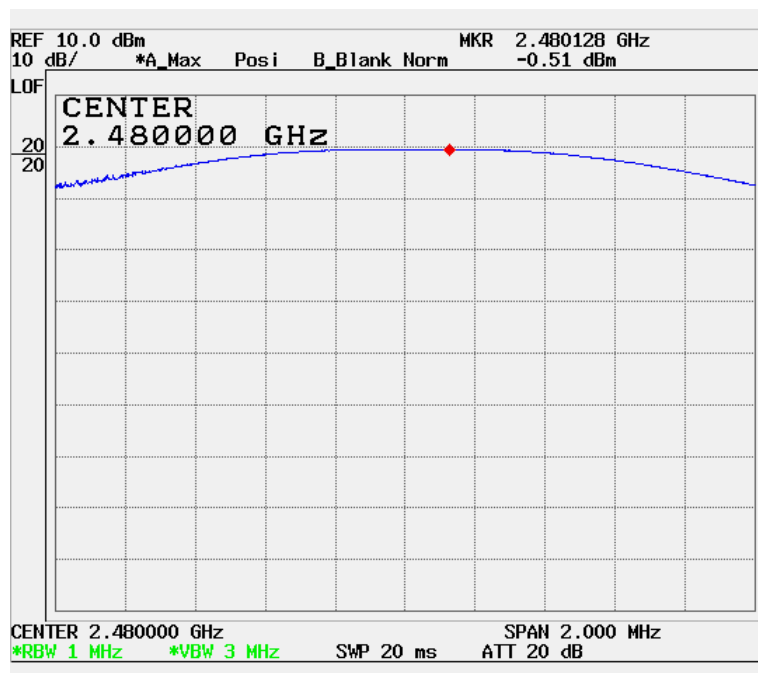
Peak Power (Mid CH)



HCT PT.15.247 TEST REPORT	FCC CERTIFICATION REPORT			www.hct.co.kr
Test Report No. HCT-R07-48	Test Dates: Dec.28.2007	EUT Type: Tri-Band CDMA phone with Bluetooth (CDMA / PCS CDMA / AWS CDMA)	FCCID: 06YCDM7126	Page 9 of 42



Peak Power (High CH)



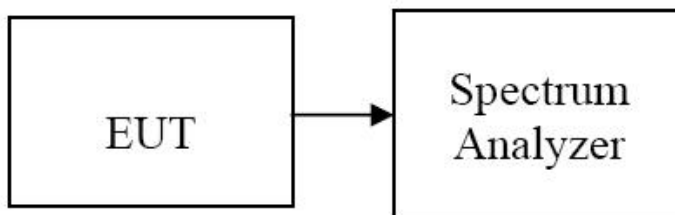
HCT PT.15.247 TEST REPORT	FCC CERTIFICATION REPORT			www.hct.co.kr
Test Report No. HCT-R07-48	Test Dates: Dec.28.2007	EUT Type: Tri-Band CDMA phone with Bluetooth (CDMA / PCS CDMA / AWS CDMA)	FCCID: 06YCDM7126	Page 1 0 of 42

7.2 BAND EDGES MEASUREMENT

LIMIT

According to §15.247(d), in any 100 kHz bandwidth outside the frequency band in which the spread spectrum or digitally modulated intentional radiator is operating, the radio frequency power that is produced by the intentional radiator shall be at least 20 dB below that in the 100 kHz bandwidth within the band that contains the highest level of the desired power, based on either an RF conducted or a radiated measurement, provided the transmitter demonstrates compliance with the peak conducted power limits.

Test Configuration



TEST PROCEDURE

The spectrum analyzer is set to :

1. Span = 8 MHz or 10 MHz
2. RBW = 100 KHz
3. VBW = 300 KHz
4. Sweep = auto

TEST RESULTS

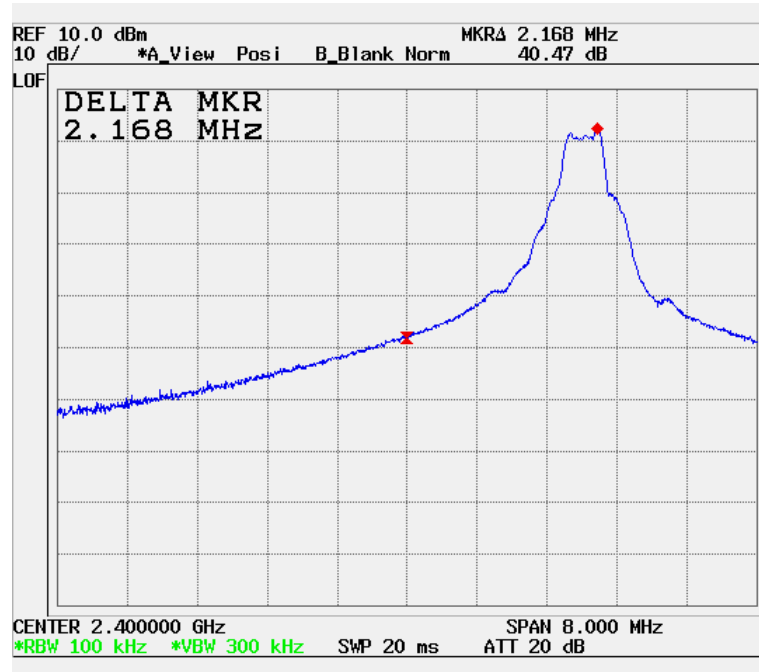
See attached.

HCT PT.15.247 TEST REPORT	FCC CERTIFICATION REPORT			www.hct.co.kr
Test Report No. HCT-R07-48	Test Dates: Dec.28.2007	EUT Type: Tri-Band CDMA phone with Bluetooth (CDMA / PCS CDMA / AWS CDMA)	FCCID: 06YCDM7126	Page 11 of 42

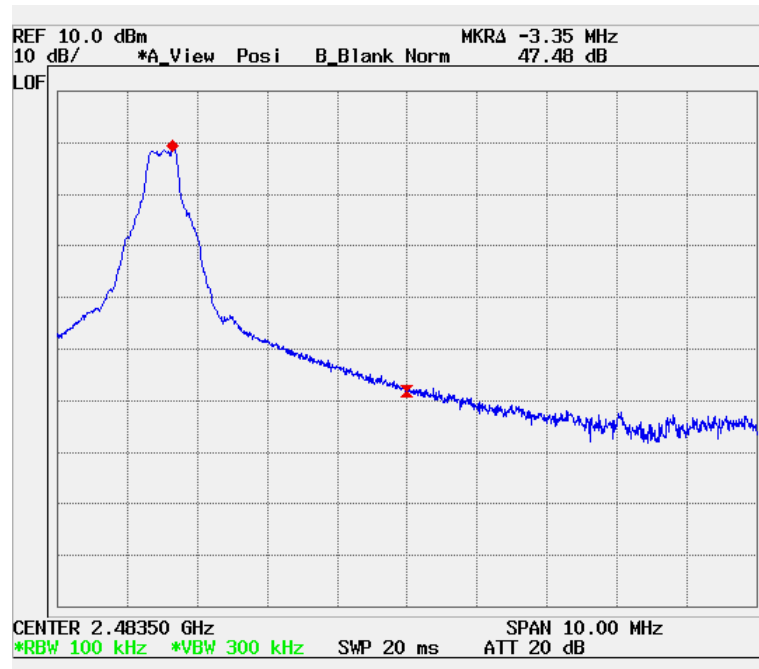


Test Data

Band Edges (Low-CH)



Band Edges (High-CH)



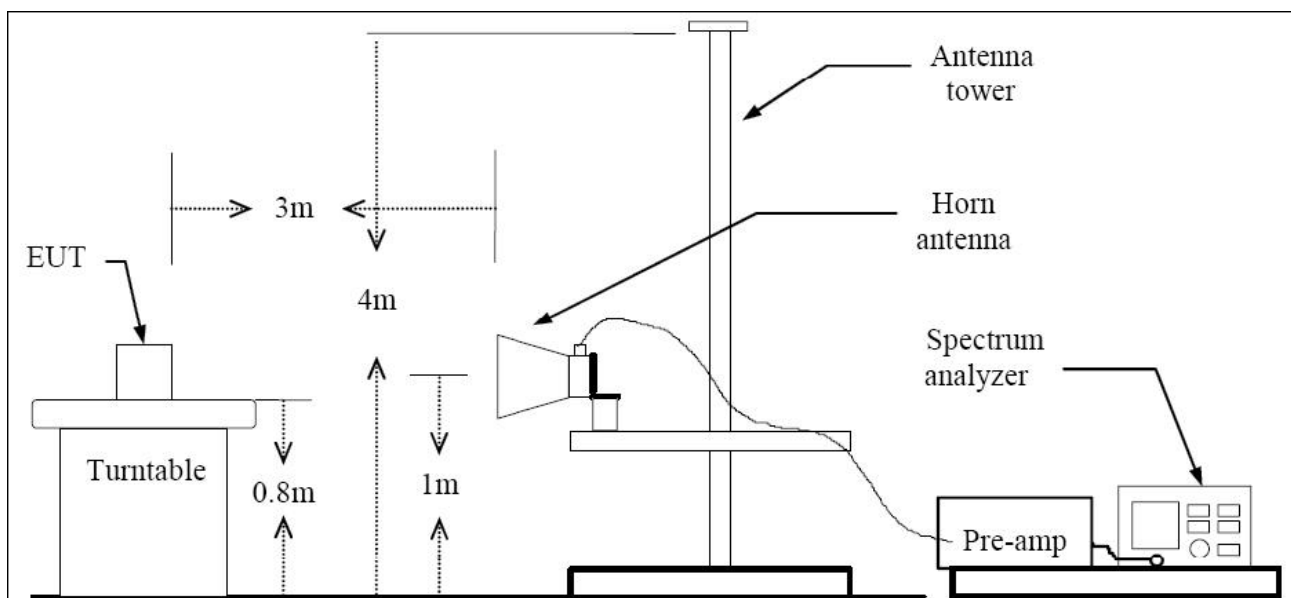
HCT PT.15.247 TEST REPORT	FCC CERTIFICATION REPORT			www.hct.co.kr
Test Report No. HCT-R07-48	Test Dates: Dec.28.2007	EUT Type: Tri-Band CDMA phone with Bluetooth (CDMA / PCS CDMA / AWS CDMA)	FCCID: 06YCDM7126	Page 1 2 of 42

7.2.1 BAND EDGES MEASUREMENT (RADIATED))

LIMIT

According to §15.247(c), in any 100 kHz bandwidth outside the frequency bands in which the spread spectrum intentional radiator is operating, the radio frequency power that is produced by the intentional radiator shall be at least 20 dB below that in the 100 kHz bandwidth within the band that contains the highest level of the desired power, In addition, radiated emissions which fall in the restricted bands, as defined in §15.205(a), must also comply with the radiated emission limits specified in §15.209(a).

Test Configuration



TEST PROCEDURE

1. The EUT is placed on a turntable, which is 0.8m above the ground plane.
2. The turntable shall be rotated for 360 degrees to determine the position of maximum emission level.
3. EUT is set 3m away from the receiving antenna, which is varied from 1m to 4m to find out the highest emission.
4. Set the spectrum analyzer in the following setting in order to capture the lower and upper band-edges of the emission:
 - (a) PEAK: RBW = VBW = 1 MHz / Sweep = AUTO
 - (b) AVERAGE: RBW = 1 MHz / VBW = 10 Hz / Sweep = AUTO
5. Repeat the procedures until all the PEAK and AVERAGE versus POLARIZATION are measured.

TEST RESULTS

Refer to attach spectrum analyzer data chart.

Test Data

HCT PT.15.247 TEST REPORT	FCC CERTIFICATION REPORT			www.hct.co.kr
Test Report No. HCT-R07-48	Test Dates: Dec.28.2007	EUT Type: Tri-Band CDMA phone with Bluetooth (CDMA / PCS CDMA / AWS CDMA)	FCCID: 06YCDM7126	Page 13 of 42

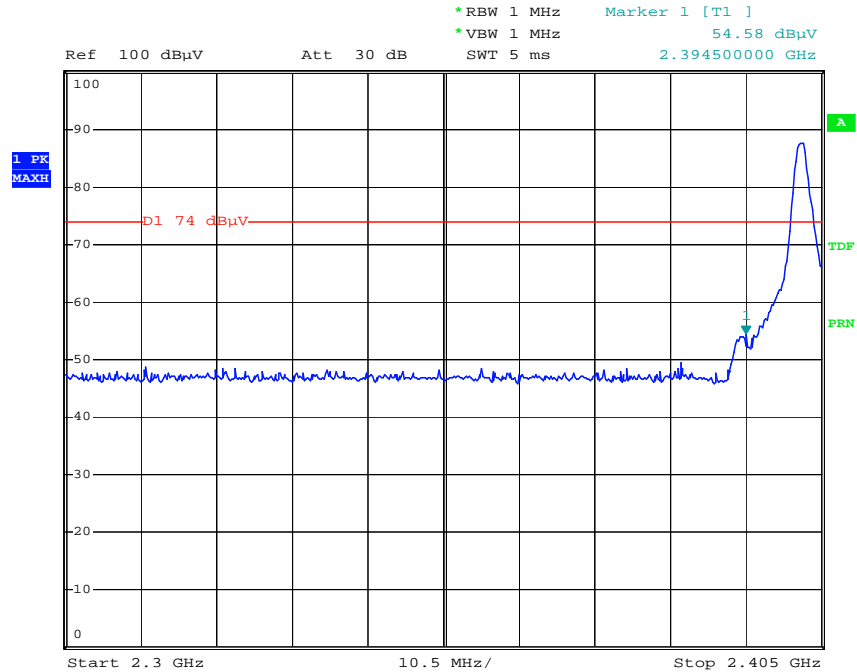


Test Plots

(Low- CH)

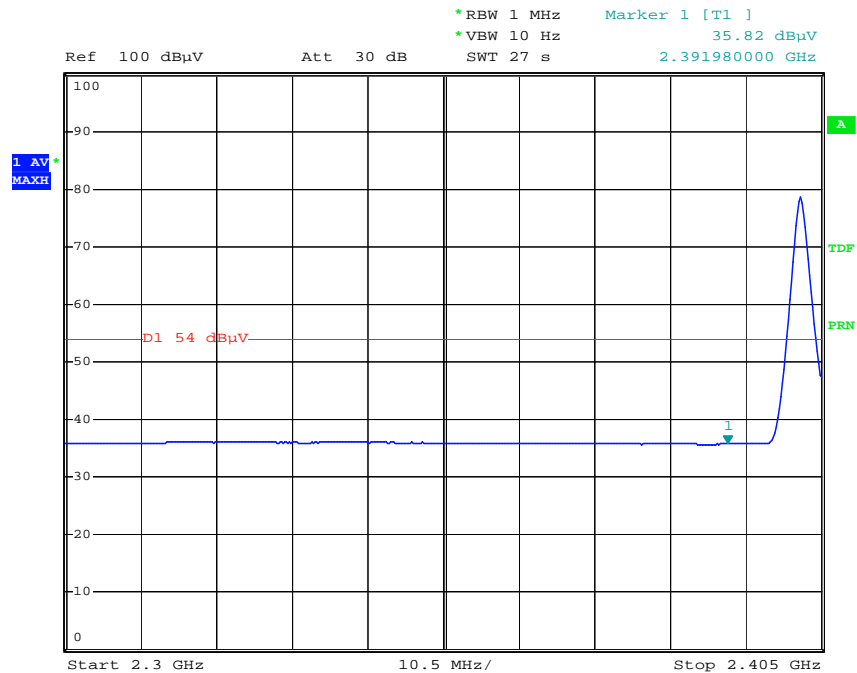
Polarity: Vertical

Detector mode: Peak



Date: 29.DEC.2007 23:26:14

Detector mode: Average



Date: 29.DEC.2007 23:27:43

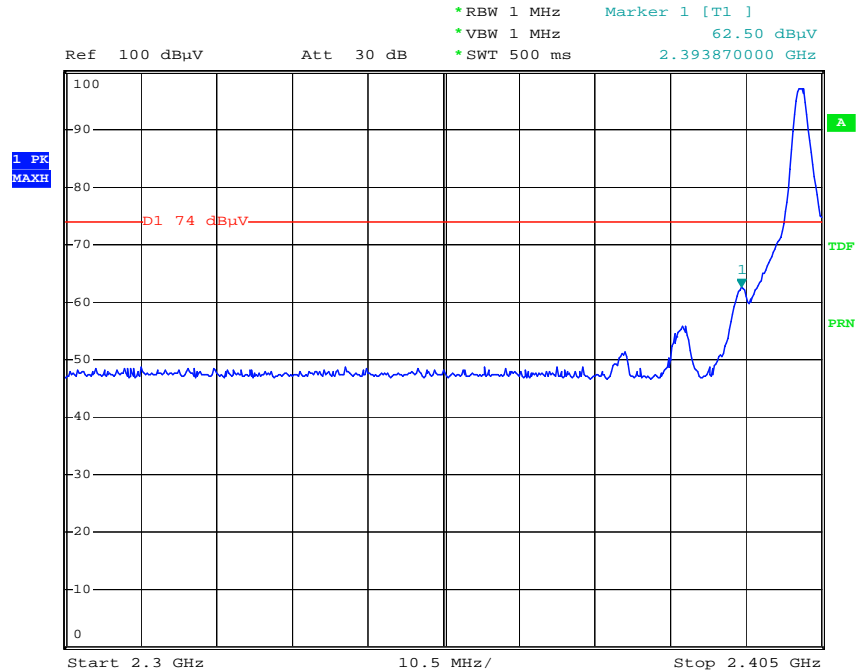
HCT PT.15.247 TEST REPORT	FCC CERTIFICATION REPORT			www.hct.co.kr
Test Report No. HCT-R07-48	Test Dates: Dec.28.2007	EUT Type: Tri-Band CDMA phone with Bluetooth (CDMA / PCS CDMA / AWS CDMA)	FCCID: 06YCDM7126	Page 1 4 of 42



(Low- CH)

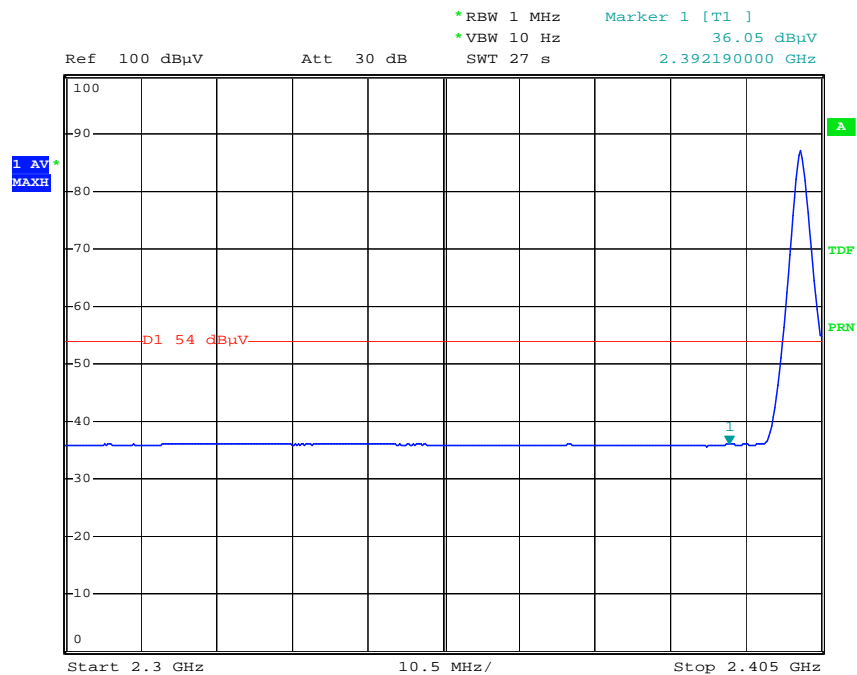
Polarity: Horizontal

Detector mode: Peak



Date: 29.DEC.2007 23:18:54

Detector mode: Average



Date: 29.DEC.2007 23:21:29

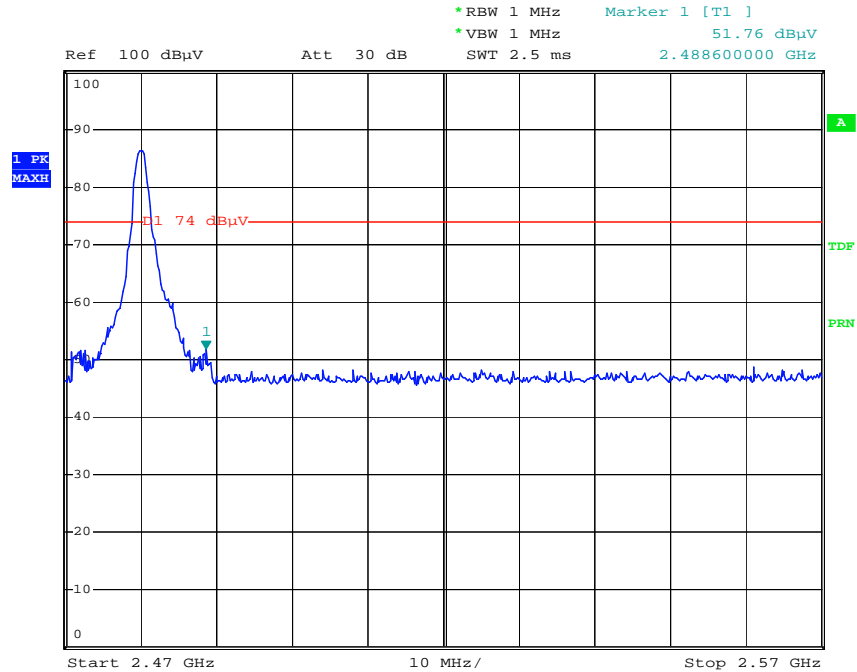
HCT PT.15.247 TEST REPORT	FCC CERTIFICATION REPORT			www.hct.co.kr
Test Report No. HCT-R07-48	Test Dates: Dec.28.2007	EUT Type: Tri-Band CDMA phone with Bluetooth (CDMA / PCS CDMA / AWS CDMA)	FCCID: 06YCDM7126	Page 1 5 of 42



Test Plots, (High- CH)

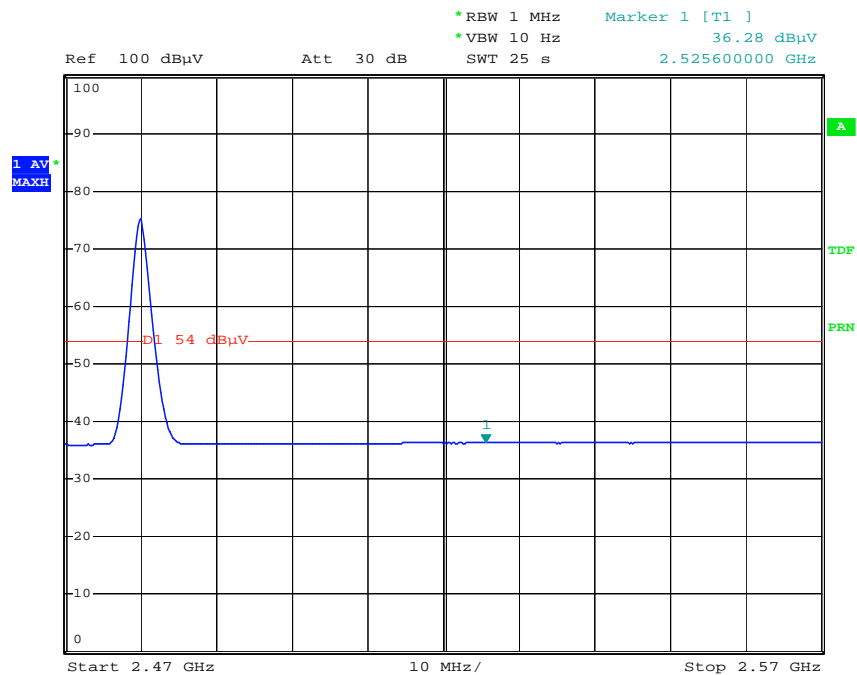
Polarity: Vertical

Detector mode: Peak



Date: 29.DEC.2007 23:30:04

Detector mode: Average



Date: 29.DEC.2007 23:31:28

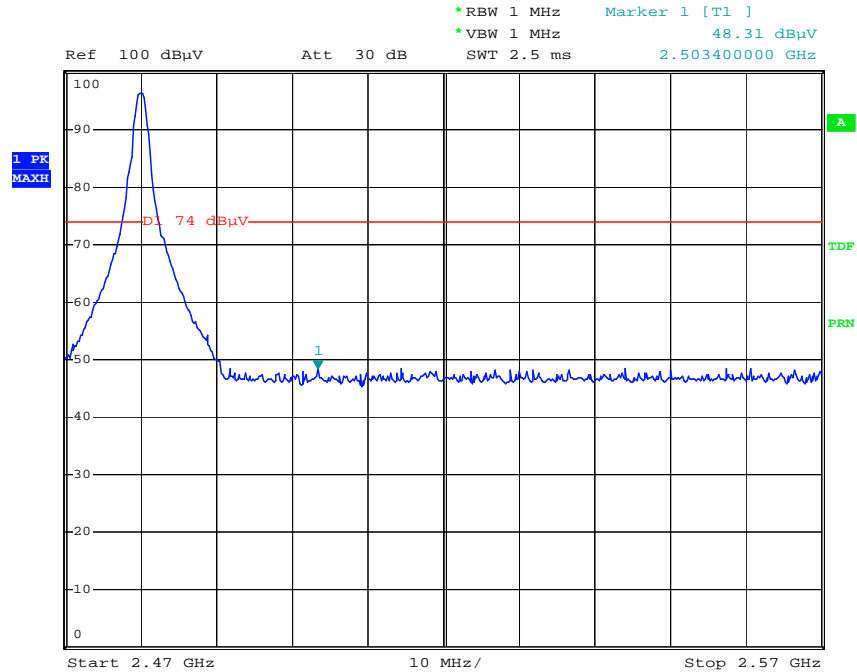
HCT PT.15.247 TEST REPORT	FCC CERTIFICATION REPORT			www.hct.co.kr
Test Report No. HCT-R07-48	Test Dates: Dec.28.2007	EUT Type: Tri-Band CDMA phone with Bluetooth (CDMA / PCS CDMA / AWS CDMA)	FCCID: 06YCDM7126	Page 16 of 42



(High- CH)

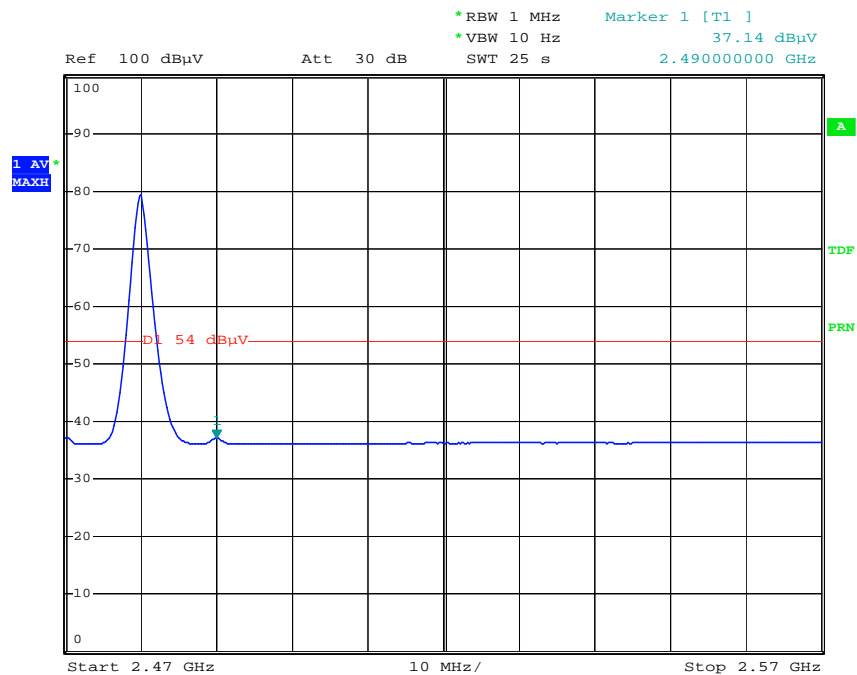
Polarity: Horizontal

Detector mode: Peak



Date: 29.DEC.2007 23:36:43

Detector mode: Average



Date: 29.DEC.2007 23:38:07

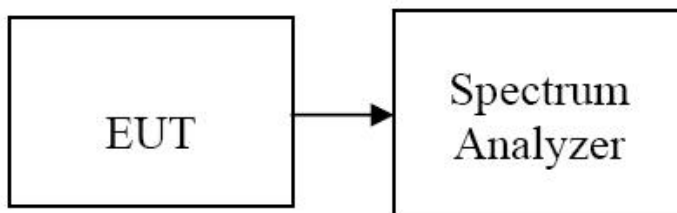
HCT PT.15.247 TEST REPORT	FCC CERTIFICATION REPORT			www.hct.co.kr
Test Report No. HCT-R07-48	Test Dates: Dec.28.2007	EUT Type: Tri-Band CDMA phone with Bluetooth (CDMA / PCS CDMA / AWS CDMA)	FCCID: 06YCDM7126	Page 17 of 42

7.3 FREQUENCY SEPARATION

LIMIT

According to §15.247(a)(1), Frequency hopping systems shall have hopping channel carrier frequencies separated by minimum of 25 kHz or the 20 dB bandwidth of the hopping channel, whichever is greater.

Test Configuration



TEST PROCEDURE

The spectrum analyzer is set to :

1. Span = 3 MHz
2. RBW = 100 KHz
3. VBW = 300 KHz
4. Sweep = auto

The trace was allowed to stabilize. The marker-delta function was used to determine the separation between the peaks of the adjacent channels.

TEST RESULTS

No non-compliance noted

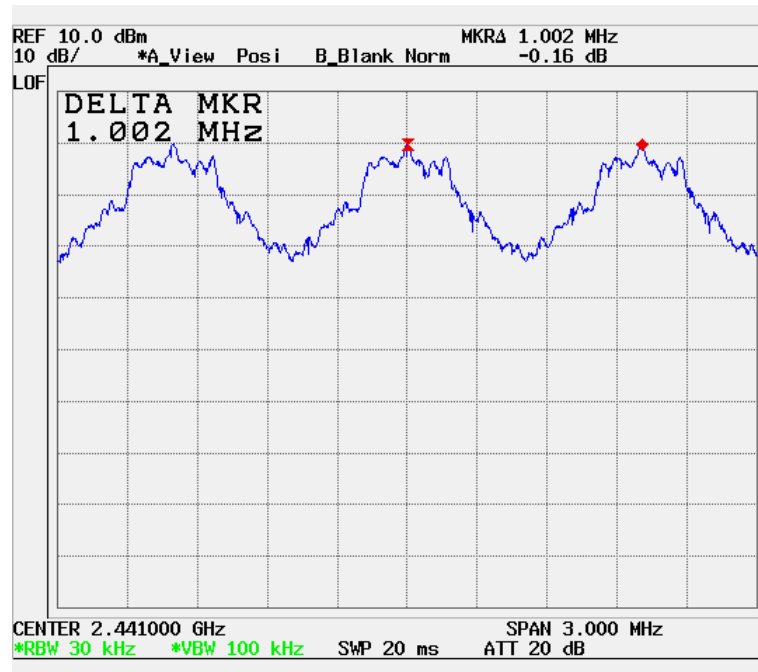
Test Data

Channel Separation (MHz)	20dB Bandwidth (KHz)	Limit (KHz)	Result
0.834	1.002	>25	Pass



Test Plot

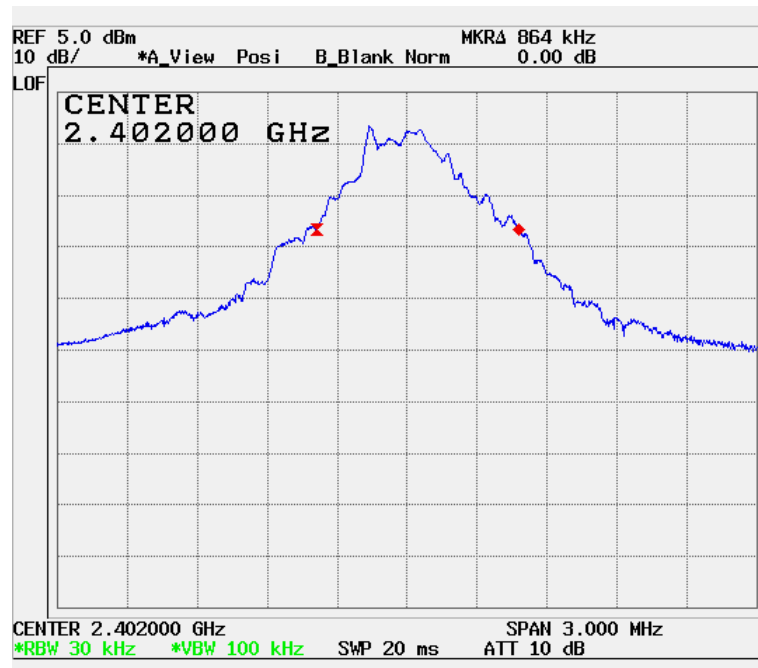
Measurement of Channel Separation



Test Plot

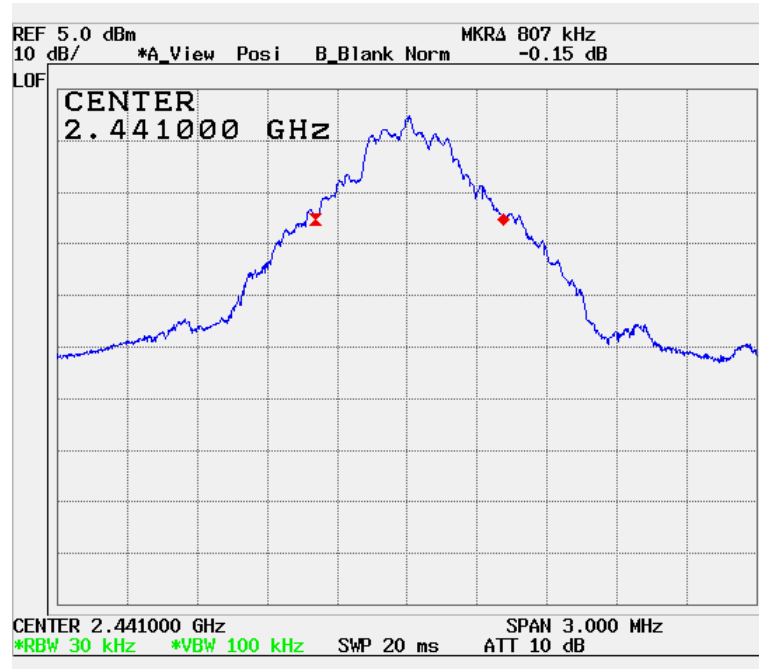
20 dB bandwidth

(Low CH)

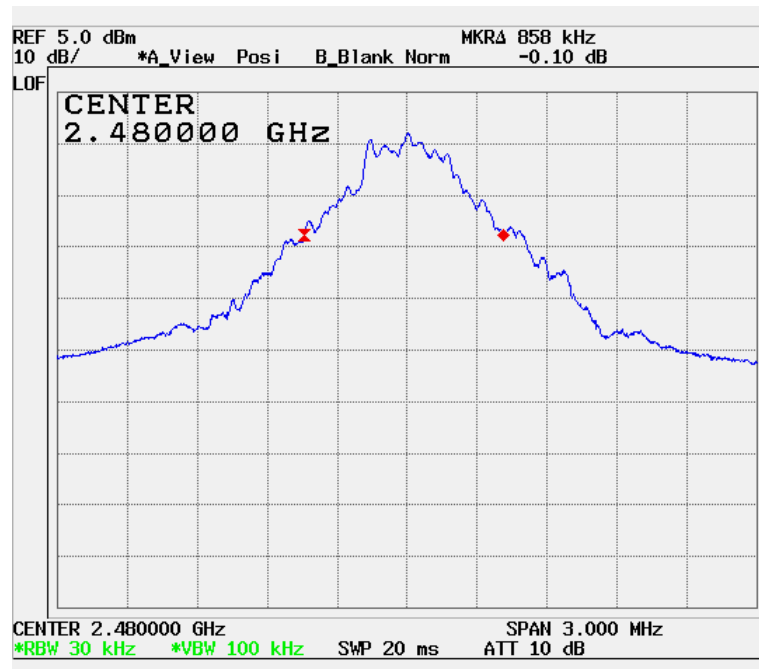


HCT PT.15.247 TEST REPORT	FCC CERTIFICATION REPORT			www.hct.co.kr
Test Report No. HCT-R07-48	Test Dates: Dec.28.2007	EUT Type: Tri-Band CDMA phone with Bluetooth (CDMA / PCS CDMA / AWS CDMA)	FCCID: 06YCDM7126	Page 19 of 42

(Mid CH)



(High CH)



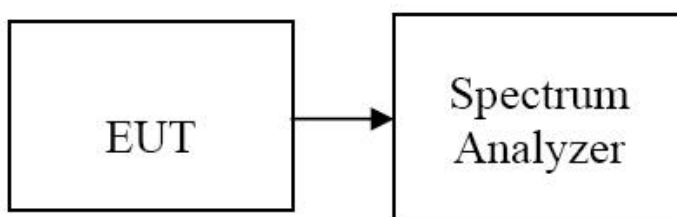
HCT PT.15.247 TEST REPORT	FCC CERTIFICATION REPORT			www.hct.co.kr
Test Report No. HCT-R07-48	Test Dates: Dec.28.2007	EUT Type: Tri-Band CDMA phone with Bluetooth (CDMA / PCS CDMA / AWS CDMA)	FCCID: 06YCDM7126	Page 2 0 of 42

7.4 NUMBER OF HOPPING FREQUENCY

LIMIT

According to §15.247(a)(1)(ii), Frequency hopping systems operating in the 2400 MHz ~ 2483.5 MHz bands shall use at least 15 hopping frequencies.

Test Configuration



TEST PROCEDURE

The Bluetooth frequency hopping function of the EUT was enabled. The spectrum analyzer was set to :

1. Span = the frequency band of operation (Start = 2400 MHz, Stop = 2483.5 MHz)
2. RBW = 300 KHz
3. VBW = 300 KHz
4. Sweep = auto

The trace was allowed to stabilize.

TEST RESULTS

No non-compliance noted

Test Data

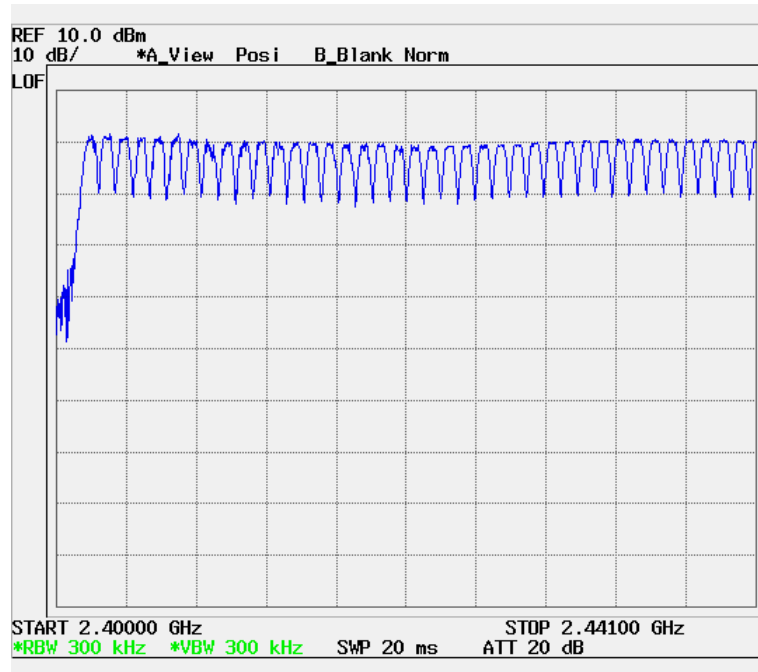
Result (No. of CH)	Limit (No. of CH)	Result
79	>75	Pass



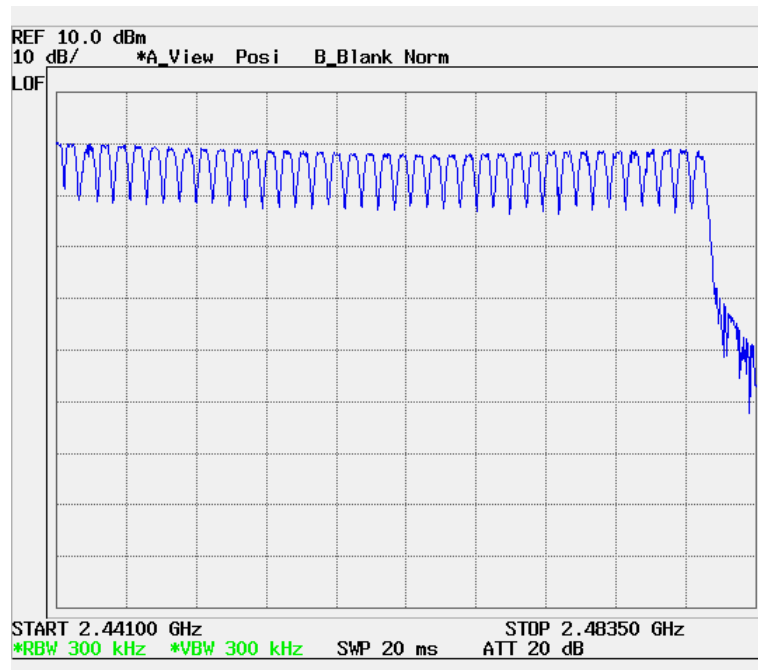
Test Plot

Number of Channels

2.4 GHz – 2.441 GHz



2.441 GHz – 2.4835 GHz



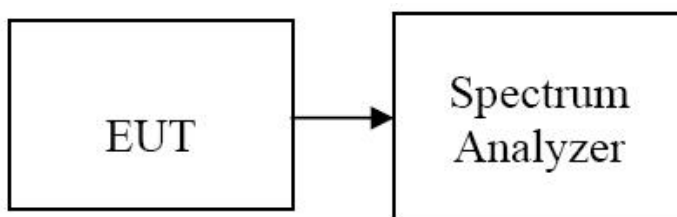
HCT PT.15.247 TEST REPORT	FCC CERTIFICATION REPORT			www.hct.co.kr
Test Report No. HCT-R07-48	Test Dates: Dec.28.2007	EUT Type: Tri-Band CDMA phone with Bluetooth (CDMA / PCS CDMA / AWS CDMA)	FCCID: 06YCDM7126	Page 2 2 of 42

7.5 TIME OF OCCUPANCY (DWELL TIME)

LIMIT

According to §15.247(a)(1)(iii), Frequency hopping systems operating in the 2400 MHz ~ 2483.5 MHz bands. The average time of occupancy on any channels shall not greater than 0.4 s within a period 0.4 s multiplied by the number of hopping channels employed.

Test Configuration



TEST PROCEDURE

EUT was set to transmit the longest packet type (DH5)

1. Span = zero span
2. RBW = 1 MHz
3. VBW = 3 MHz
4. Sweep = as necessary to capture the entire dwell time per channel

The marker-delta function was used to determine the dwell time.

TEST RESULTS

See the table.

DH 5(The longest packet type)

CH Low : $2.894 * (1600/6)/79 * 31.6 = 308.69$ (ms)

CH Mid : $2.894 * (1600/6)/79 * 31.6 = 308.69$ (ms)

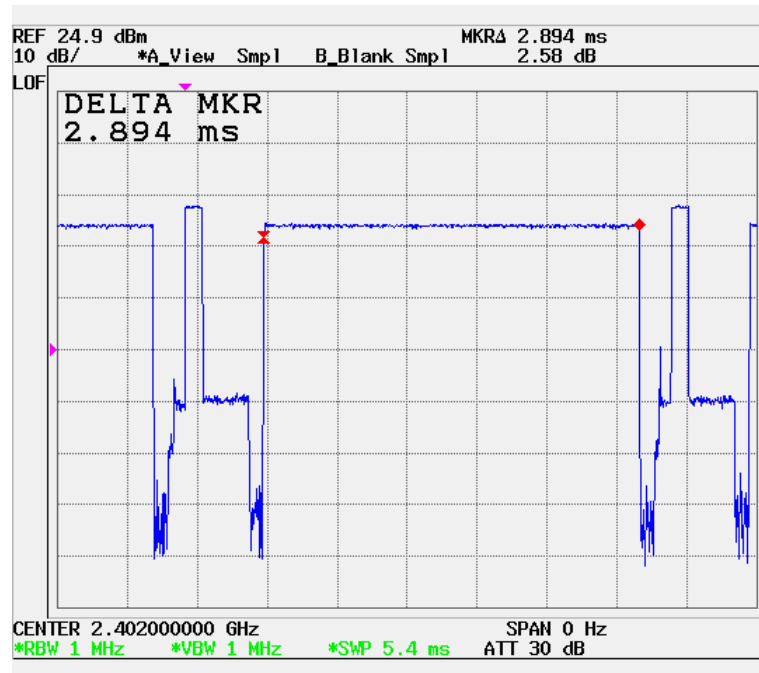
CH High : $2.894 * (1600/6)/79 * 31.6 = 308.69$ (ms)

Channel	Pulse Time (ms)	Total of Dwell (ms)	Period Time (s)	Limit (ms)	Result
Low	2.894	308.69	31.6	400	PASS
Mid	2.894	308.69	31.6		PASS
High	2.894	308.69	31.6		PASS

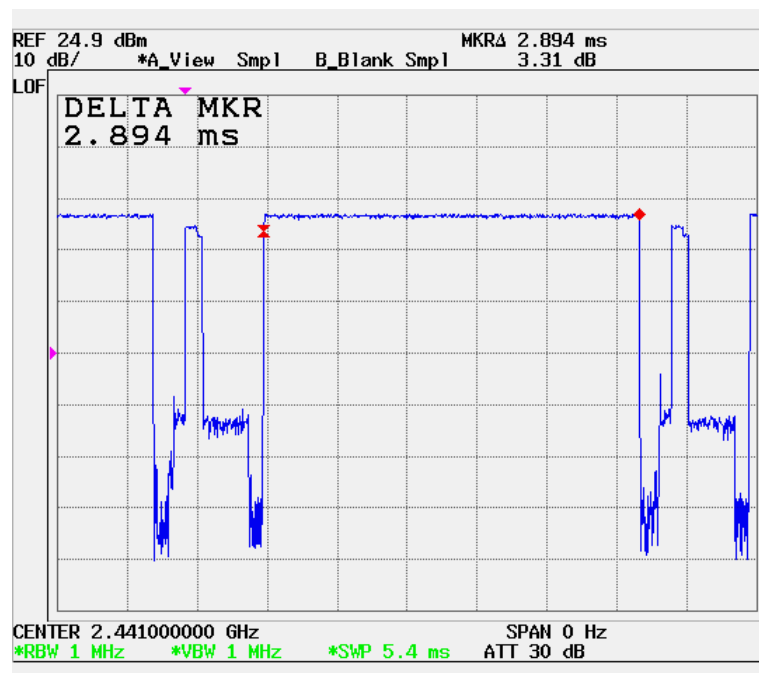
Test Plots

DH 5

(Low CH)



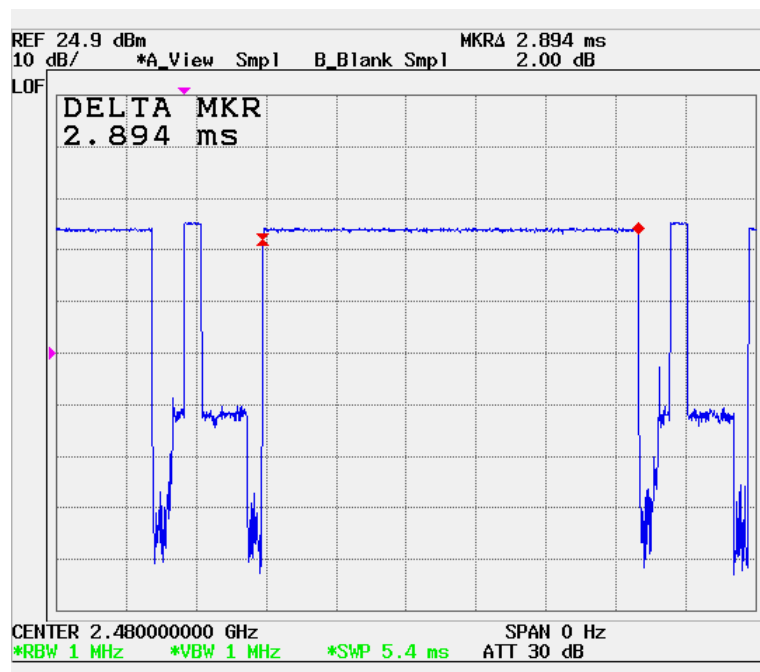
(Mid CH)



HCT PT.15.247 TEST REPORT	FCC CERTIFICATION REPORT			www.hct.co.kr
Test Report No. HCT-R07-48	Test Dates: Dec.28.2007	EUT Type: Tri-Band CDMA phone with Bluetooth (CDMA / PCS CDMA / AWS CDMA)	FCCID: 06YCDM7126	Page 2 4 of 42



(CH High)



HCT PT.15.247 TEST REPORT	FCC CERTIFICATION REPORT			www.hct.co.kr
Test Report No. HCT-R07-48	Test Dates: Dec.28.2007	EUT Type: Tri-Band CDMA phone with Bluetooth (CDMA / PCS CDMA / AWS CDMA)	FCCID: 06YCDM7126	Page 2 5 of 42

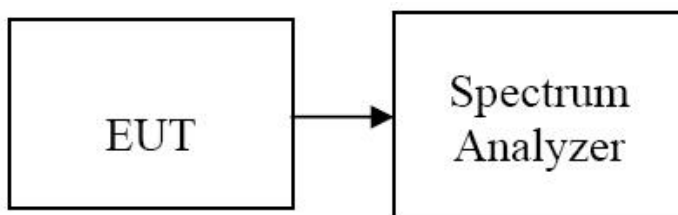
7.6 SPURIOUS EMISSIONS

7.6.1 Conducted Spurious Measurement

LIMIT

In any 100 kHz bandwidth outside the frequency band in which the spread spectrum or digitally modulated intentional radiator is operating, the radio frequency power that is produced by the intentional radiator shall be at least 20 dB below that in the 100 kHz bandwidth within the band that contains the highest level of the desired power, based on either an RF conducted or a radiated measurement. Attenuation below the general limits specified in Section 15.209(a) is not required. In addition, radiated emissions which fall in the restricted bands, as defined in Section 15.205(a), must also comply with the radiated emission limits specified in Section 15.209(a) (see Section 15.205(c)).

Test Configuration



TEST PROCEDURE

Conducted RF measurements of the transmitter output were made to confirm that the EUT antenna port conducted emissions meet the specified limit and to identify any spurious signals that require further investigation or measurements on the radiated emissions site.

The transmitter output is connected to the spectrum analyzer. The resolution bandwidth is set to 100 KHz. The video bandwidth is set to 300 KHz.

Measurements are made over the 30 MHz to 26 GHz range with the transmitter set to the lowest, middle, and highest channels.

TEST RESULTS

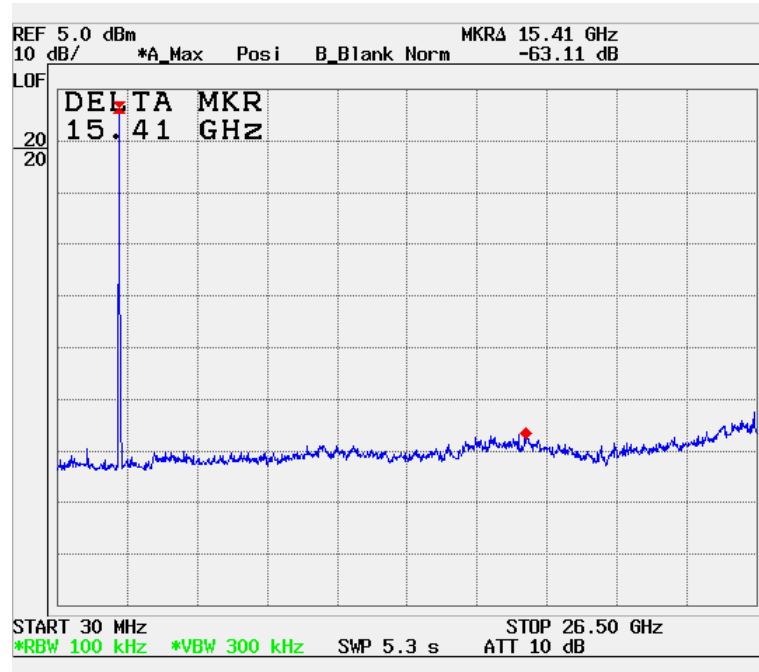
No non-compliance noted

HCT PT.15.247 TEST REPORT	FCC CERTIFICATION REPORT			www.hct.co.kr
Test Report No. HCT-R07-48	Test Dates: Dec.28.2007	EUT Type: Tri-Band CDMA phone with Bluetooth (CDMA / PCS CDMA / AWS CDMA)	FCCID: 06YCDM7126	Page 26 of 42

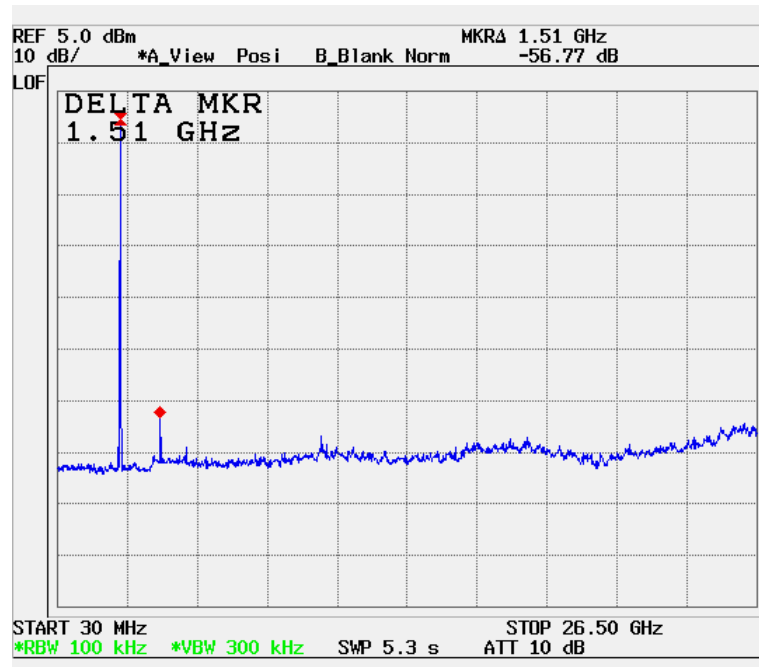


Test Plots

(Low CH)



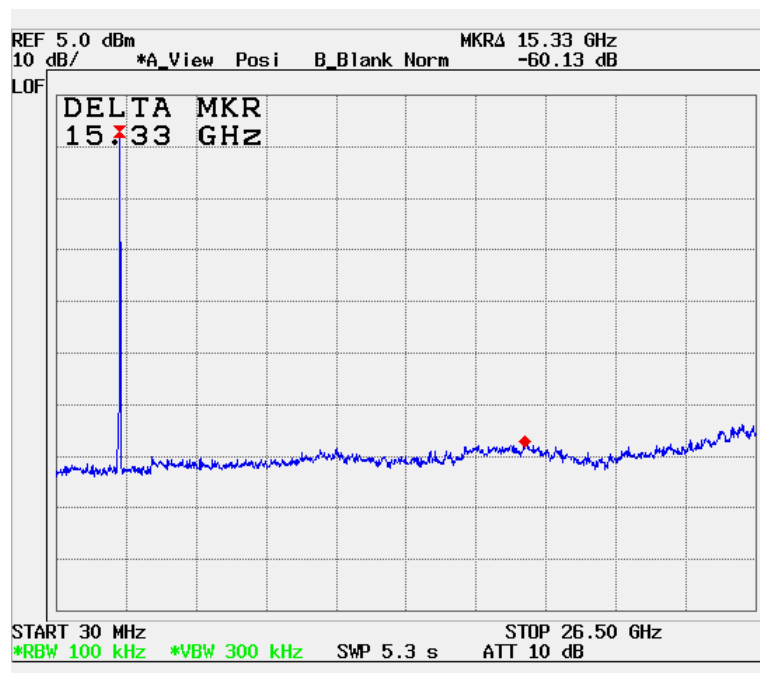
(Mid CH)



HCT PT.15.247 TEST REPORT	FCC CERTIFICATION REPORT			www.hct.co.kr
Test Report No. HCT-R07-48	Test Dates: Dec.28.2007	EUT Type: Tri-Band CDMA phone with Bluetooth (CDMA / PCS CDMA / AWS CDMA)	FCCID: 06YCDM7126	Page 27 of 42



(High CH)



HCT PT.15.247 TEST REPORT	FCC CERTIFICATION REPORT			www.hct.co.kr
Test Report No. HCT-R07-48	Test Dates: Dec.28.2007	EUT Type: Tri-Band CDMA phone with Bluetooth (CDMA / PCS CDMA / AWS CDMA)	FCCID: 06YCDM7126	Page 2 8 of 42

7.6.2 Radiated Spurious Emissions

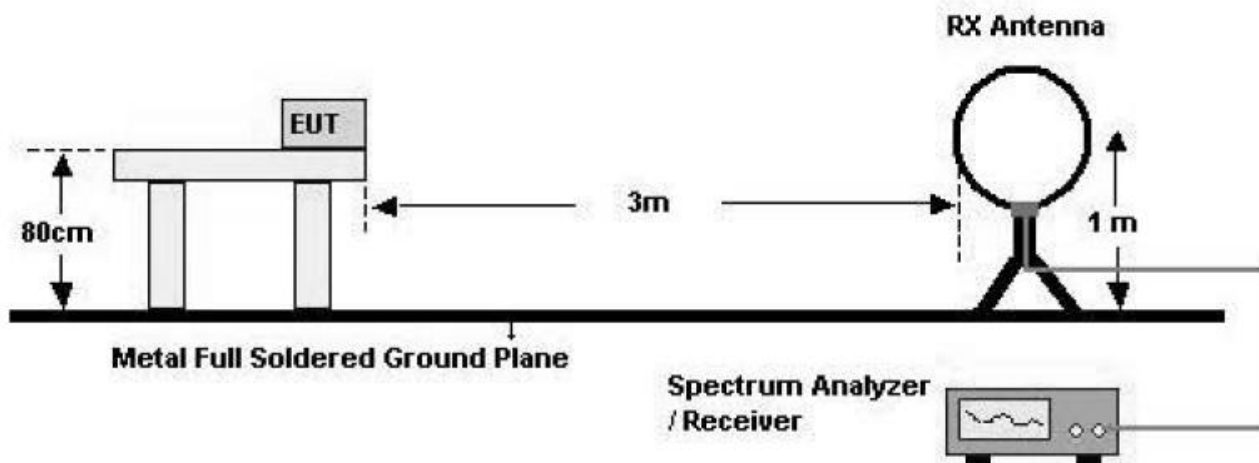
LIMIT

1. 20dBc in any 100kHz bandwidth outside the operating frequency band. In case the emission fall within the restricted band specified on 15.205(a), then the 15.209(a) limit in the table below has to be followed

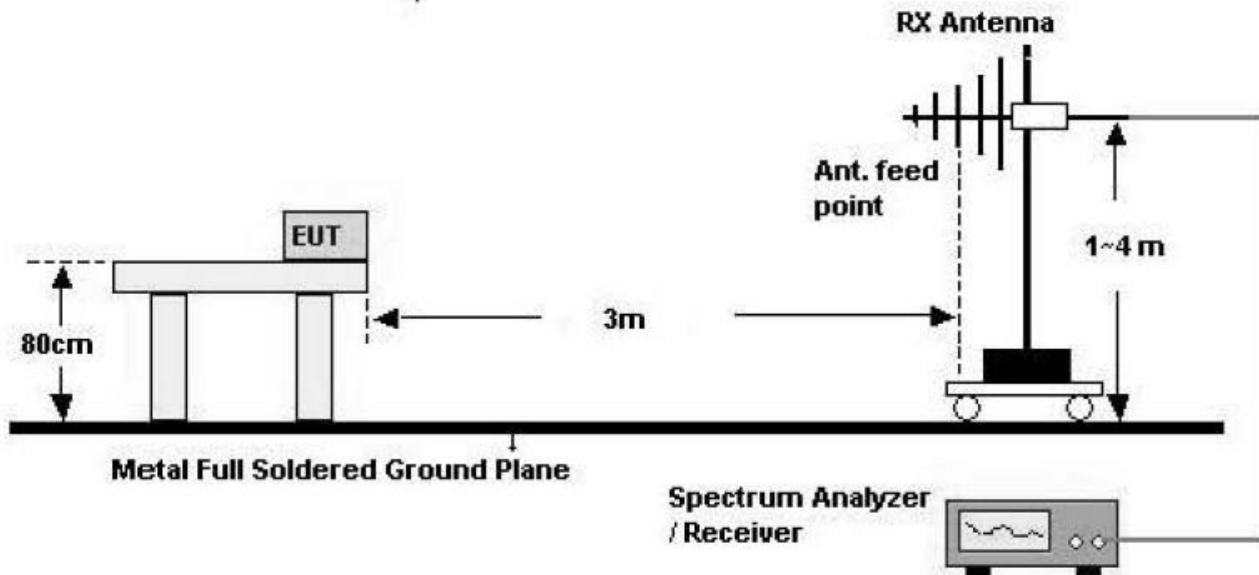
Frequency (MHz)	Field Strength (mV/m)	Measurement Distance (m)
0.009 – 0.490	2400/F(KHz)	300
0.490 – 1.705	24000/F(KHz)	30
1.705 – 30	30	30
30-88	100	3
88-216	150	3
216-960	200	3
Above 960	500	3

Test Configuration

Below 30 MHz

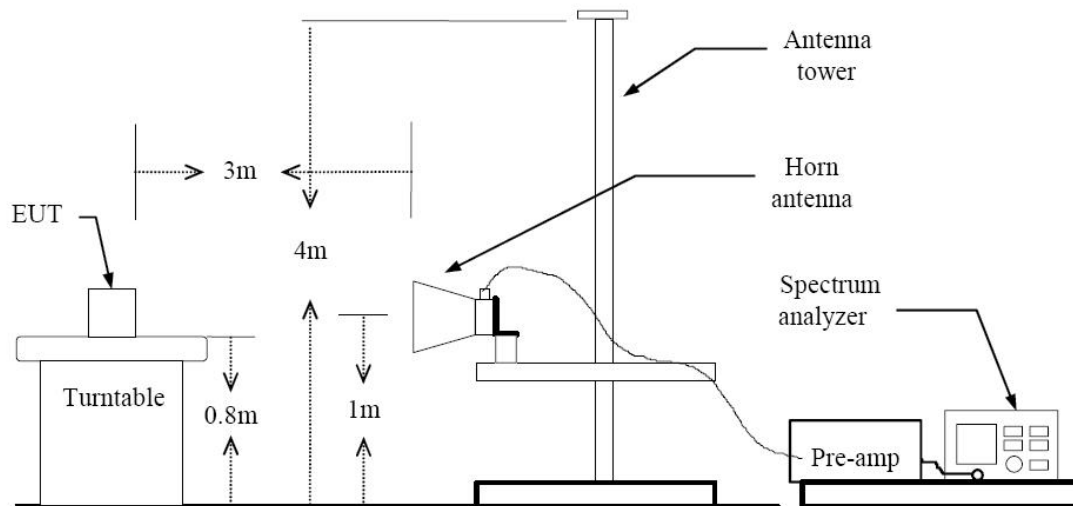


30 MHz - 1 GHz



HCT PT.15.247 TEST REPORT	FCC CERTIFICATION REPORT			www.hct.co.kr
Test Report No. HCT-R07-48	Test Dates: Dec.28.2007	EUT Type: Tri-Band CDMA phone with Bluetooth (CDMA / PCS CDMA / AWS CDMA)	FCCID: 06YCDM7126	Page 3 0 of 42

Above 1 GHz



TEST PROCEDURE

1. The EUT is placed on a turntable, which is 0.8 m above ground plane.
2. The turntable shall be rotated for 360 degrees to determine the position of maximum emission level.
3. EUT is set 3 m away from the receiving antenna, which is varied from 1m to 4m to find out the highest emissions.
4. Maximum procedure was performed on the six highest emissions to ensure EUT compliance.
5. And also, each emission was to be maximized by changing the polarization of receiving antenna both horizontal and vertical.
6. Repeat above procedures until the measurements for all frequencies are complete.

HCT PT.15.247 TEST REPORT	FCC CERTIFICATION REPORT			www.hct.co.kr
Test Report No. HCT-R07-48	Test Dates: Dec.28.2007	EUT Type: Tri-Band CDMA phone with Bluetooth (CDMA / PCS CDMA / AWS CDMA)	FCCID: 06YCDM7126	Page 31 of 42



TEST RESULTS

9 kHz – 30MHz

Operation Mode: Normal Link

Notes:

1. Measuring frequencies from 9 kHz to the 30MHz.
2. The reading of emissions are attenuated more than 20 dB below the permissible limits or the field strength is too small to be measured.
3. Distance extrapolation factor = $40 \log (\text{specific distance} / \text{test distance})$ (dB)
4. Limit line = specific Limits (dBuV) + Distance extrapolation factor

HCT PT.15.247 TEST REPORT	FCC CERTIFICATION REPORT			www.hct.co.kr
Test Report No. HCT-R07-48	Test Dates: Dec.28.2007	EUT Type: Tri-Band CDMA phone with Bluetooth (CDMA / PCS CDMA / AWS CDMA)	FCCID: 06YCDM7126	Page 3 2 of 42



TEST RESULTS

Below 1 GHz

Operation Mode: Normal Link

Frequency MHz	Reading dBuV	Ant. Factor dB	Cable Loss dB	ANT POL (H/V)	Total dBuV/m	Limit dBuV/m	Margin dB
114	12.82	10.42	2.54	V	25.78	43.5	17.7
208	15.24	9.24	3.46	V	27.94	43.5	15.6
342	10.16	13.68	4.47	V	28.31	46.0	17.7

Notes:

1. Measuring frequencies from 30 MHz to the 1 GHz.
2. Radiated emissions measured in frequency range from 30 MHz to 1000MHz were made with an instrument using Quasi peak detector mode.

HCT PT.15.247 TEST REPORT	FCC CERTIFICATION REPORT			www.hct.co.kr
Test Report No. HCT-R07-48	Test Dates: Dec.28.2007	EUT Type: Tri-Band CDMA phone with Bluetooth (CDMA / PCS CDMA / AWS CDMA)	FCCID: 06YCDM7126	Page 3 3 of 42



Above 1 GHz

Operation Mode: CH Low

Frequency [MHz]	Level [dBm]	AN. CL. [dB]	ANT. POL [H/V]	Total [dBuV/m]	Limit [dBuV/m]	Margin [dB]	Detect
4804	-118.40	34.90	H	46.30	74	27.70	PK
4804	-104.72	34.90	H	32.62	54	21.38	AV
9608	-116.31	44.08	H	53.39	74	20.61	PK
9608	-103.57	44.08	H	40.65	54	13.35	AV

Notes:

1. Measuring frequencies from 1 GHz to the 10th harmonic of highest fundamental frequency.
2. Measurements above show only up to 6 maximum emissions noted, or would be lesser if no specific emissions from the EUT are recorded (ie: margin > 20 dB from the applicable limit) and considered that's already beyond the background noise floor.
3. Radiated emissions measured in frequency above 1000MHz were made with an instrument using Peak detector mode and average detector mode of the emission shown in Actual FS column.
4. Spectrum setting:
 - a. Peak Setting 1 GHz – 26 GHz, RBW = 1 MHz, VBW = 1 MHz.
 - b. AV Setting 1 GHz – 26 GHz, RBW = 1 MHz, VBW = 10 Hz.

HCT PT.15.247 TEST REPORT	FCC CERTIFICATION REPORT			www.hct.co.kr
Test Report No. HCT-R07-48	Test Dates: Dec.28.2007	EUT Type: Tri-Band CDMA phone with Bluetooth (CDMA / PCS CDMA / AWS CDMA)	FCCID: 06YCDM7126	Page 3 4 of 42



Operation Mode: CH Mid

Frequency [MHz]	Level [dBm]	AN. CL. [dB]	ANT. POL [H/V]	Total [dBuV/m]	Limit [dBuV/m]	Margin [dB]	Detect
4882	-119.78	35.10	H	47.88	74	26.12	PK
4882	-105.79	35.10	H	33.89	54	20.11	AV
9764	-115.33	44.49	H	52.82	74	21.18	PK
9764	-102.61	44.49	H	40.10	54	13.90	AV

Notes:

1. Measuring frequencies from 1 GHz to the 10th harmonic of highest fundamental frequency.
2. Measurements above show only up to 6 maximum emissions noted, or would be lesser if no specific emissions from the EUT are recorded (ie: margin > 20 dB from the applicable limit) and considered that's already beyond the background noise floor.
3. Radiated emissions measured in frequency above 1000 MHz were made with an instrument using Peak detector mode and average detector mode of the emission shown in Actual FS column.
4. Spectrum setting:
 - a. Peak Setting 1 GHz – 26 GHz, RBW = 1 MHz, VBW = 1 MHz.
 - b. AV Setting 1 GHz – 26 GHz, RBW = 1 MHz, VBW = 10 Hz.

HCT PT.15.247 TEST REPORT	FCC CERTIFICATION REPORT			www.hct.co.kr
Test Report No. HCT-R07-48	Test Dates: Dec.28.2007	EUT Type: Tri-Band CDMA phone with Bluetooth (CDMA / PCS CDMA / AWS CDMA)	FCCID: 06YCDM7126	Page 35 of 42

Operation Mode: CH High

Frequency [MHz]	Level [dBm]	AN. CL. [dB]	ANT. POL [H/V]	Total [dBuV/m]	Limit [dBuV/m]	Margin [dB]	Detect
4960	-118.13	35.30	H	46.43	74	27.57	PK
4960	-105.15	35.30	H	33.45	54	20.55	AV
9920	-115.56	44.89	H	53.45	74	20.55	PK
9920	-102.64	44.89	H	40.53	54	13.47	AV

Notes:

1. Measuring frequencies from 1 GHz to the 10th harmonic of highest fundamental frequency.
2. Measurements above show only up to 6 maximum emissions noted, or would be lesser if no specific emissions from the EUT are recorded (ie: margin > 20dB from the applicable limit) and considered that's already beyond the background noise floor.
3. Radiated emissions measured in frequency above 1000MHz were made with an instrument using Peak detector mode and average detector mode of the emission shown in Actual FS column.
4. Spectrum setting:
 - a. Peak Setting 1 GHz – 26 GHz, RBW = 1 MHz, VBW = 1 MH.
 - b. AV Setting 1 GH z- 26 GHz, RBW = 1 MHz, VBW = 10 Hz.



7.7 POWERLINE CONDUCTED EMISSIONS

LIMIT

For an intentional radiator which is designed to be connected to the public utility (AC) power line, the radio frequency voltage that is conducted back onto the AC power line on any frequency or frequencies within the band 150 kHz to 30 MHz shall not exceed 250 microvolt (The limit decreases linearly with the logarithm of the frequency in the range 0.15 MHz to 0.50 MHz). The limits at specific frequency range is listed as follows:

Frequency Range (MHz)	Limits (dBμV)	
	Quasi-peak	Average
0.15 to 0.50	66 to 56	56 to 46
0.50 to 5	56	46
5 to 30	60	50

Compliance with this provision shall be based on the measurement of the radio frequency voltage between each power line (LINE and NEUTRAL) and ground at the power terminals.

Test Configuration

See test photographs attached in Appendix 1 for the actual connections between EUT and support equipment.

TEST PROCEDURE

1. The EUT is placed on a wooden table 80 cm above the reference ground plane.
2. The EUT is connected via LISN to a test power supply.
3. The measurement results are obtained as described below:
4. Detectors – Quasi Peak and Average Detector.

HCT PT.15.247 TEST REPORT	FCC CERTIFICATION REPORT			www.hct.co.kr
Test Report No. HCT-R07-48	Test Dates: Dec.28.2007	EUT Type: Tri-Band CDMA phone with Bluetooth (CDMA / PCS CDMA / AWS CDMA)	FCCID: 06YCDM7126	Page 37 of 42



Test Plot

Conducted emissions (Line 1 / Mid CH)

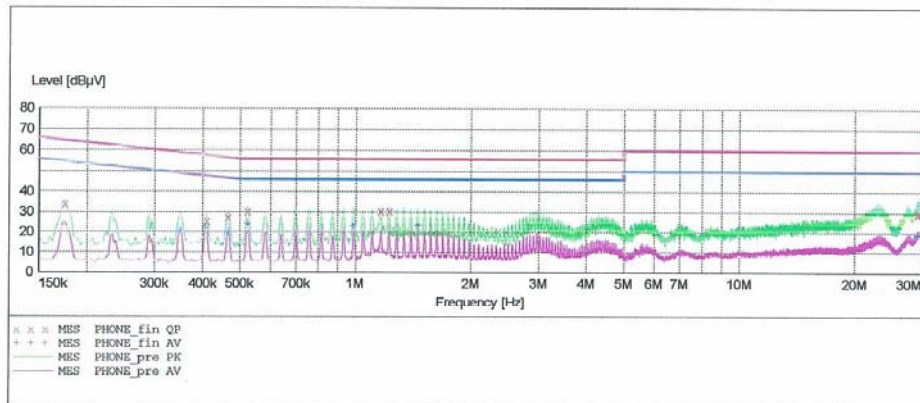
HCT

EMC TEST LAB.

EUT: CDM7126C, CDM7126M
Manufacturer: UTSTARCOM
Operating Condition: BLUETOOTH MODE
Test Site: SHIELD ROOM
Operator: DH.RYU
Test Specification: CISPR 22 CLASS B
Comment: N

SCAN TABLE: "CISPR 22 Voltage"

Short Description:		CISPR 22 Voltage				
Start Frequency	Stop Frequency	Step Width	Detector	Meas. Time	IF Bandw.	Transducer
150.1 kHz	500.0 kHz	2.5 kHz	MaxPeak	10.0 ms	9 kHz	None
			Average			
500.0 kHz	5.0 MHz	4.0 kHz	MaxPeak	10.0 ms	9 kHz	None
			Average			
5.0 MHz	30.0 MHz	4.0 kHz	MaxPeak	10.0 ms	9 kHz	None
			Average			



MEASUREMENT RESULT: "PHONE_fin QP"

12/28/2007 9:56AM

Frequency MHz	Level dBuV	Transd dB	Limit dBuV	Margin dB	Line	PE
0.175100	34.00	10.0	65	30.7	---	---
0.410100	25.40	10.0	58	32.2	---	---
0.465100	27.50	10.1	57	29.1	---	---
0.524000	30.40	10.1	56	25.6	---	---
1.164000	30.60	10.2	56	25.4	---	---
1.224000	30.60	10.2	56	25.4	---	---
29.212000	29.50	12.8	60	30.5	---	---
29.292000	29.60	12.8	60	30.4	---	---
29.440000	30.20	12.8	60	29.8	---	---

HCT PT.15.247 TEST REPORT	FCC CERTIFICATION REPORT			www.hct.co.kr
Test Report No. HCT-R07-48	Test Dates: Dec.28.2007	EUT Type: Tri-Band CDMA phone with Bluetooth (CDMA / PCS CDMA / AWS CDMA)	FCCID: 06YCDM7126	Page 3 8 of 42



MEASUREMENT RESULT: "PHONE_fin AV"

12/28/2007 9:56AM

Frequency MHz	Level dBμV	Transd dB	Limit dBμV	Margin dB	Line	PE
0.350100	21.30	10.0	49	27.7	---	---
0.407600	22.50	10.0	48	25.2	---	---
0.467600	20.00	10.1	47	26.6	---	---
0.524000	24.80	10.1	46	21.2	---	---
0.988000	23.00	10.1	46	23.0	---	---
1.456000	23.50	10.2	46	22.5	---	---
29.132000	18.60	12.8	50	31.4	---	---
29.224000	19.00	12.8	50	31.0	---	---
29.264000	19.20	12.8	50	30.8	---	---

HCT PT.15.247 TEST REPORT	FCC CERTIFICATION REPORT			www.hct.co.kr
Test Report No. HCT-R07-48	Test Dates: Dec.28.2007	EUT Type: Tri-Band CDMA phone with Bluetooth (CDMA / PCS CDMA / AWS CDMA)	FCCID: 06YCDM7126	Page 3 9 of 42



Conducted emissions (Line 2 / Mid CH)

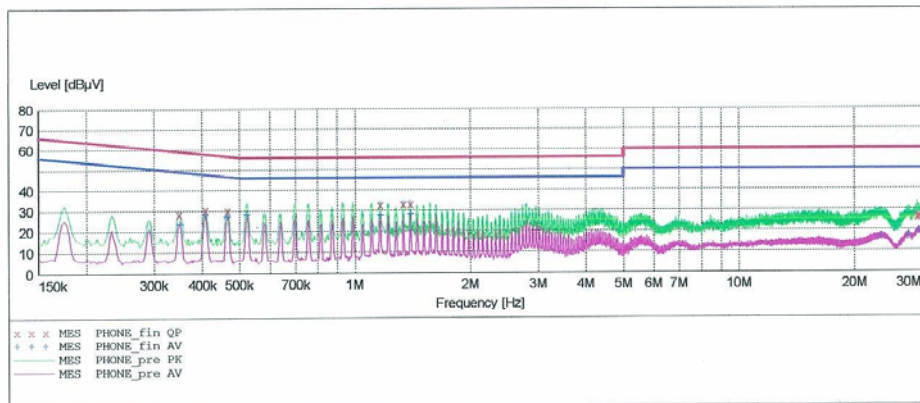
HCT

EMC TEST LAB.

EUT: CDM7126C, CDM7126M
Manufacturer: UTSTARCOM
Operating Condition: BLUETOOTH MODE
Test Site: SHIELD ROOM
Operator: DH.RYU
Test Specification: CISPR 22 CLASS B
Comment: H

SCAN TABLE: "CISPR 22 Voltage"

Short Description:		CISPR 22 Voltage				
Start Frequency	Stop Frequency	Step Width	Detector	Meas. Time	IF Bandw.	Transducer
150.1 kHz	500.0 kHz	2.5 kHz	MaxPeak	10.0 ms	9 kHz	None
			Average			
500.0 kHz	5.0 MHz	4.0 kHz	MaxPeak	10.0 ms	9 kHz	None
			Average			
5.0 MHz	30.0 MHz	4.0 kHz	MaxPeak	10.0 ms	9 kHz	None
			Average			



MEASUREMENT RESULT: "PHONE_fin QP"

Frequency MHz	Level dBμV	Transd dB	Limit dBμV	Margin dB	Line	PE
0.347600	28.40	10.0	59	30.6	---	---
0.407600	30.50	10.0	58	27.2	---	---
0.465100	30.00	10.1	57	26.6	---	---
1.164000	32.80	10.2	56	23.2	---	---
1.336000	33.20	10.2	56	22.8	---	---
1.392000	33.00	10.2	56	23.0	---	---
29.180000	26.50	12.8	60	33.5	---	---
29.452000	26.80	12.8	60	33.2	---	---
29.504000	26.80	12.8	60	33.2	---	---

HCT PT.15.247 TEST REPORT	FCC CERTIFICATION REPORT			www.hct.co.kr
Test Report No. HCT-R07-48	Test Dates: Dec.28.2007	EUT Type: Tri-Band CDMA phone with Bluetooth (CDMA / PCS CDMA / AWS CDMA)	FCCID: 06YCDM7126	Page 4 0 of 42



MEASUREMENT RESULT: "PHONE_fin AV"

12/28/2007 10:07AM

Frequency MHz	Level dBμV	Transd dB	Limit dBμV	Margin dB	Line	PE
0.350100	24.10	10.0	49	24.9	---	---
0.407600	28.10	10.0	48	19.6	---	---
0.465100	27.40	10.1	47	19.2	---	---
0.524000	28.10	10.1	46	17.9	---	---
1.164000	27.70	10.2	46	18.3	---	---
1.396000	28.40	10.2	46	17.6	---	---
23.464000	16.90	12.5	50	33.1	---	---
27.736000	17.60	12.8	50	32.4	---	---
29.544000	19.50	12.8	50	30.5	---	---

HCT PT.15.247 TEST REPORT	FCC CERTIFICATION REPORT			www.hct.co.kr
Test Report No. HCT-R07-48	Test Dates: Dec.28.2007	EUT Type: Tri-Band CDMA phone with Bluetooth (CDMA / PCS CDMA / AWS CDMA)	FCCID: 06YCDM7126	Page 4 1 of 42



8. LIST OF TEST EQUIPMENT

Manufacturer	Model / Equipment	Calibration Date	Cal Interval	Calibration Due	Serial No.
Rohde & Schwarz	ESCI/ EMI Test Receiver	08/24/ 2007	Annual	08/24/ 2008	100033
Rohde & Schwarz	ESH2-Z5/ LISN	04/20/2007	Annual	04/20/2008	861741/013
Rohde & Schwarz	ESH3-Z6/ LISN	04/11/2007	Annual	03/16/2008	837950/023
Schwarzbeck	VULB 9160/ TRILOG Antenna	04/20/2007	Annual	04/20/2008	9160-3150
HD	MA240/ Antenna Position Tower	N/A	N/A	N/A	556
EMCO	1050/ Turn Table	N/A	N/A	N/A	114
HD GmbH	HD 100/ Controller	N/A	N/A	N/A	13
HD GmbH	KMS 560/ SlideBar	N/A	N/A	N/A	12
Rohde & Schwarz	ESH3-Z2/ PULSE LIMITER	03/16/2007	Annual	03/16/2008	375.8810.352
MITEQ	AMF-60-0010 1800-35-20P	01/24/2007	Annual	01/24/2008	1200937
MITEQ	AMF-6D-01180-35-20P	02/24/2007	Annual	02/24/2008	990893
Schwarzbeck	BBHA 9120D/ Horn Antenna	03/30/2007	Annual	03/30/2008	147
Schwarzbeck	BBHA9170/ SHF-EHF Horn Antenna	03/20/2007	Annual	03/20/2008	BBHA9170342
Rohde & Schwarz	HFH2-Z2/Loop Antenna	05/11/2007	Annual	01/10/2008	881056/070
Rohde & Schwarz	FSP30/Spectrum Analyzer	06/28/2007	Annual	06/28/2008	839117/011
Agilent	E4416A /Power Meter	01/22/2007	Annual	01/22/2008	GB41291412
Wainwright Instrument	WHF3.3/18G-10EF / High Pass Filter	06/28/2007	Annual	06/28/2008	1
Weinschel	1506A/Power Divider	02/06/2007	Annual	02/06/2008	MD793
DIGITAL	EP-3010 /DC POWER SUPPLY	12/29/2006	Annual	12/29/2008	3110117

HCT PT.15.247 TEST REPORT	FCC CERTIFICATION REPORT			www.hct.co.kr
Test Report No. HCT-R07-48	Test Dates: Dec.28.2007	EUT Type: Tri-Band CDMA phone with Bluetooth (CDMA / PCS CDMA / AWS CDMA)	FCCID: 06YCDM7126	Page 4 2 of 42