



Lenovo TAB 7 Essential

Safety, Warranty & Quick Start Guide

Lenovo TB-7304F

Lenovo TB-7304I

Lenovo TB-7304X

- ⓘ Read this guide carefully before using your device.
All information labeled with * in this guide only refers to Lenovo TB-7304I and Lenovo TB-7304X.

Reading before using your device

Reading first - regulatory information

Device models equipped with wireless communications comply with the radio frequency and safety standards of any country or region in which it has been approved for wireless use. In addition, if your product contains a telecom modem, it complies with the requirements for connection to the telephone network in your country.

Be sure to read the *Regulatory Notice* for your country or region before using the wireless devices contained in your device. To obtain a PDF version of the *Regulatory Notice*, refer to the "Downloading publications" section below.

Getting support

To get support on network services and billing, contact your wireless network operator. To learn how to use your device and view its technical specifications, go to <http://support.lenovo.com>.

Downloading publications

Electronic versions of your publications are available from <http://support.lenovo.com>. To download the publications for your device, go to <http://support.lenovo.com> and follow the instructions on the screen.

Accessing your *User Guide*

Your *User Guide* contains detailed information about your device. To access your *User Guide*, go to <http://support.lenovo.com> and follow the instructions on the screen.

Legal notices

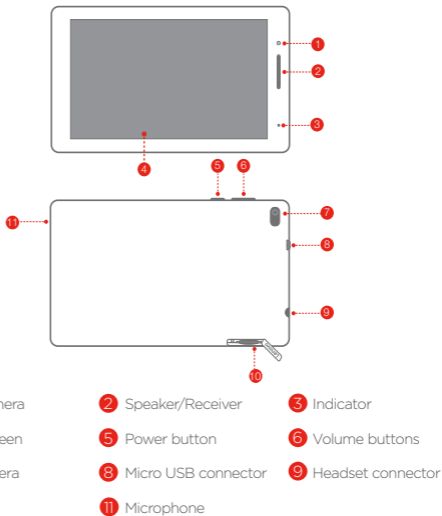
Lenovo and the Lenovo logo are trademarks of Lenovo in the United States, other countries, or both.

Other company, product, or service names may be trademarks or service marks of others.

LIMITED AND RESTRICTED RIGHTS NOTICE: If data or software is delivered pursuant a General Services Administration "GSA" contract, use, reproduction, or disclosure is subject to restrictions set forth in Contract No. GS-35F-05925.

Device overview

Model Name	Version
Lenovo TB-7304F	WLAN
Lenovo TB-7304I	WLAN + WCDMA
Lenovo TB-7304X	WLAN + LTE



- 🔧 The WLAN version (Lenovo TB-7304F) does not have a Nano-SIM card tray.
- ⚠ All pictures and illustrations in this document are for your reference only and may differ from the final product.

Preparing your device

Use a microSD card (sold separately) for extra storage.

*To access cellular networks with your device (model number Lenovo TB-7304I and Lenovo TB-7304X), insert a Nano-SIM card provided by your carrier into the tray as shown below.

Step 1. Open the card tray cover.

Step 2. Insert the *Nano-SIM and microSD cards as shown.

Step 3. Replace the card tray cover.



Figure 1: WLAN



Figure 2: WLAN + WCDMA/LTE

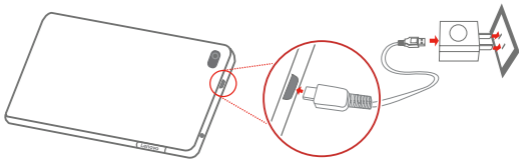
- ✔ Only Nano-SIM cards work with your device.
- ⚠ Do not insert or remove the Nano-SIM card while your device is powered on. Doing so may cause permanent damage to your Nano-SIM card or device.

Using your device for the first time

You might need to charge the battery before using your device.

Insert the charger into the charging port as shown below.

Connect your device to a power outlet using the cable and USB power adapter provided.



Low battery



Fully charged



Charging

Turning on/off



Turn on: Press and hold the Power button until the screen lights up.

Turn off: Press and hold the Power button for a few seconds, then tap **Power off**.

Restart: Press and hold the Power button for about 10 seconds.

Important safety and handling information

Plastic bag notice

Danger: Plastic bags can be dangerous. Keep plastic bags away from babies and children to avoid danger of suffocation.

Built-in rechargeable battery notice

Danger: Do not attempt to replace the internal rechargeable lithium ion battery. Risk of explosion if the battery is replaced with an incorrect type. Contact Lenovo Support for factory replacement.

Caution about high volume usage

Warning: Exposure to loud noise from any source for extended periods of time may affect your hearing. The louder the sound, the less time is required before your hearing could be affected. To protect your hearing:

- Limit the amount of time you use headsets or headphones at high volume.
- Avoid turning up the volume to block out noisy surroundings.
- Turn the volume down if you can't hear people speaking near you.

If you experience hearing discomfort, including the sensation of pressure or fullness in your ears, ringing in your ears or muffled speech, you should stop listening to the device through your headset or headphones and have your hearing checked.



To prevent possible hearing damage, do not listen at high volume levels for long periods.

Safety instructions for parents and adult supervisors

Your mobile device is not a toy. Not recommended for children under 3 years of age to play with it. As with all electrical products, precautions should be observed during handling and using of electrical products to reduce the risk of electric shock. If parents choose to allow children 3 or older to use the device, they should caution his or her child about the potential hazard while using and handling the mobile device. Parental should inspect the mobile device (including the ac power adapter and the small part, as applicable) periodically for damage. Routinely check this mobile device to ensure that the device is working properly and is safe for children to use.

Service and support information

The following information describes the technical support that is available for your product, during the warranty period or throughout the life of your product. Refer to the *Lenovo Limited Warranty* (LLW) for a full explanation of Lenovo warranty terms. See "*Lenovo Limited Warranty* notice" later in this document for details on accessing the full warranty.

Online technical support

Online technical support is available during the lifetime of a product at:
<https://support.lenovo.com>

Telephone technical support

You can get help and information from the Customer Support Center by telephone. Before contacting a Lenovo technical support representative, please have the following information available: model and serial number, the exact wording of any error message, and a description of the problem.

Your technical support representative might want to walk you through the problem while you are at your device during the call.

Worldwide Lenovo Support telephone list

Important: Telephone numbers are subject to change without notice. The most up-to-date telephone list for the Customer Support Center is always available at:
<http://www.lenovo.com/support/phone>

If the telephone number for your country or region is not listed, contact your Lenovo reseller or Lenovo marketing representative.

Warranty information

Lenovo Limited Warranty notice

This product is covered by the terms of the LLW, version L505-0010-02 08/2011. Read the LLW at http://www.lenovo.com/warranty/llw_02. You can read the LLW in a number of languages from this Web site. If you cannot view the LLW from the Web site, contact your local Lenovo office or reseller to obtain a printed version of the LLW.

Warranty period and type of warranty service

Country or region	Warranty period	Type of warranty service
United Kingdom, Israel, Australia, New Zealand	Parts and Labor - 1 year Battery Pack - 1 year	1,3
Guatemala, Costa Rica, Venezuela, Peru, Uruguay, Ecuador, Colombia, Chile, Argentina, Indonesia, Vietnam, India, Malaysia, Thailand, Philippines, Singapore, Hong Kong, El Salvador, Taiwan, South Korea, Mexico	Parts and Labor - 1 year Battery Pack - 1 year	1,4
Russia, Ukraine, Egypt, Lebanon, Morocco, South Africa, Tunisia, Mauritius, Mozambique, United Arab Emirates, Jordan, Kenya, Nigeria, Uganda, Ghana, Oman, Tanzania, Namibia	Parts and Labor - 1 year Battery Pack - 1 year	4
United States of America, Canada, Japan	Parts and Labor - 1 year Battery Pack - 1 year	1,5
Panama	Parts and Labor - 1 year Battery Pack - 1 year	2,4
Brazil	Parts and Labor - 1 year Battery Pack - 1 year	2,5
Spain, Switzerland, Portugal, Netherlands, Belgium, Sweden, Denmark, Norway, Finland, Estonia, Latvia, Lithuania, Iceland, France, Germany, Italy, Austria	Parts and Labor - 2 years Battery Pack - 1 year	1,3
Czech Republic, Hungary, Romania, Bulgaria, Greece, Croatia, Slovenia, Slovakia, Cyprus, Poland	Parts and Labor - 2 years Battery Pack - 1 year	1,5

Country or region	Warranty period	Type of warranty service
Turkey	Parts and Labor - 2 years Battery Pack - 2 years	3,4
Saudi Arabia	Parts and Labor - 2 years Battery Pack - 2 years	4
Serbia	Parts and Labor - 2 years Battery Pack - 1 year	1,4

* Excludes some components. 90-day limited warranty for power adapters, keyboards, plastics, and hinges.

Type of warranty service

1. Customer Replaceable Unit ("CRU") Service
2. On-site Service
3. Courier or Depot Service
4. Customer Carry-In Service
5. Mail-in Service
6. Customer Two-Way Mail-in Service
7. Product Exchange Service

For a full explanation of the types of warranty service, refer to the full warranty. See "*Lenovo Limited Warranty* notice" for details on accessing the full warranty.

EurAsia compliance mark



Environmental, recycling, and disposal information

General recycling statement

Lenovo encourages owners of information technology (IT) equipment to responsibly recycle their equipment when it is no longer needed. Lenovo offers a variety of programs and services to assist equipment owners in recycling their IT products. For information on recycling Lenovo products, go to <http://www.lenovo.com/recycling>.

Important battery and WEEE information



Batteries and electrical and electronic equipment marked with the symbol of a crossed-out wheeled bin may not be disposed as unsorted municipal waste. Batteries and waste of electrical and electronic equipment (WEEE) shall be treated separately using the collection framework available to customers for the return, recycling, and treatment of batteries and WEEE. When possible, remove and isolate batteries from WEEE prior to placing WEEE in the waste collection stream. Batteries are to be collected separately using the framework available for the return, recycling, and treatment of batteries and accumulators. Country-specific information is available at: <http://www.lenovo.com/recycling>

Recycling information for Japan

Recycling and disposal information for Japan is available at: <http://www.lenovo.com/recycling/japan>

Additional recycling statements

Additional information about recycling device components and batteries is in your *User Guide*. See "**Accessing your User Guide**" for details.

Battery recycling marks

Battery recycling information for Taiwan



廢電池請回收

Battery recycling information for the United States and Canada



US & Canada Only

Battery recycling information for the European Union



Energy efficiency mark



Restriction of Hazardous Substances Directive (RoHS)

Turkey

The Lenovo product meets the requirements of the Republic of Turkey Directive on the Restriction of the Use of Certain Hazardous Substances in Waste Electrical and Electronic Equipment (WEEE).

Türkiye AEEE Yönetmeliğine Uygunluk Beyanı

Bu Lenovo ürünü, T.C. Çevre ve Orman Bakanlığı'nın "Atık Elektrikli ve Elektronik Eşya Bazı Zararlı Maddelerin Kullanımının Sınırlandırılmasına Dair Yönetmelik (AEEE)" direktierine uygundur.

AEEE Yönetmeliğine Uygundur.

Ukraine

Цим підтверджуємо, що продукція Леново відповідає вимогам нормативних актів України, які обмежують вміст небезпечних речовин

India

RoHS compliant as per E-waste (Management) Rules.

Vietnam

Lenovo products sold in Vietnam, on or after September 23, 2011, meet the requirements of the Vietnam Circular 30/2011/TT-BCT ("Vietnam RoHS").

European Union

Lenovo products sold in the European Union, on or after 3 January 2013 meet the requirements of Directive 2011/65/EU on the restriction of the use of certain hazardous substances in electrical and electronic equipment ("RoHS recast" or "RoHS 2"). For more information about Lenovo progress on RoHS, go to: http://www.lenovo.com/social_responsibility/us/en/RoHS_Communication.pdf

European Union compliance statement

European Union conformity

EU contact: Lenovo, Einsteinova 21, 851 01 Bratislava, Slovakia



Compliance with the RE Directive

Lenovo PC HK Limited declares that the radio equipment type Lenovo TB-7304F, Lenovo TB-7304I, Lenovo TB-7304X is in compliance with Directive 2014/53/EU. The full text of the EU declaration of conformity is available at the following internet address:


https://download.lenovo.com/consumer/mobiles_pub/lenovo_tb_7304f_doc.pdf

https://download.lenovo.com/consumer/mobiles_pub/lenovo_tb_7304i_doc.pdf

https://download.lenovo.com/consumer/mobiles_pub/lenovo_tb_7304x_doc.pdf

This radio equipment operates with the following frequency bands and maximum radio-frequency power:

Model Name	Frequency Bands	Maximum Conducted Power (dBm)
Lenovo TB-7304F	802.11 b/g/n 2.4GHz	17
	Bluetooth 2.4G	7
Lenovo TB-7304I	GSM: B2/3	32
	GSM: B5/8	35
	WCDMA: B1/2/5/8	25
	802.11 b/g/n 2.4GHz	17
	Bluetooth 2.4G	7
Lenovo TB-7304X	GSM: B2/3	32
	GSM: B5/8	35
	WCDMA: B1/2/5/8	25
	LTE: B1/3/7/8/20 (ROW)	24
	802.11 b/g/n 2.4GHz	17
	Bluetooth 2.4G	7

 The above information is for EU countries only. Please refer to the actual product for supported frequency bands in other countries.

Specific Absorption Rate information

YOUR MOBILE DEVICE MEETS INTERNATIONAL GUIDELINES FOR EXPOSURE TO RADIO WAVES.

Your mobile device is a radio transmitter and receiver. It is designed not to exceed the limits for exposure to radio waves (radio frequency electromagnetic fields) recommended by international guidelines. The guidelines were developed by an independent scientific organization (ICNIRP) and include a substantial safety margin designed to assure the safety of all persons, regardless of age and health.

The radio wave exposure guidelines use a unit of measurement known as the Specific Absorption Rate, or SAR. The SAR limit for mobile devices is 2W/kg. Tests for SAR are conducted using standard operating positions with the device transmitting at its highest certified power level in all tested frequency bands. The highest SAR values under the ICNIRP guidelines for your device model are listed below:

Maximum SAR for this model and conditions under which it was recorded.				
Europe 10g SAR Limit (2.0 W/kg)	Lenovo TB-7304F	Body-worn	WLAN, Bluetooth	0.49

During use, the actual SAR values for your device are usually well below the values stated. This is because, for purposes of system efficiency and to minimize interference on the network, the operating power of your mobile device is automatically decreased when full power is not needed for the data connection. The lower the power output of the device, the lower its SAR value.

If you are interested in further reducing your RF exposure then you can easily do so by limiting your usage or simply using a hands-free kit to keep the device away from the body.

The Lenovo logo is displayed in white text on a dark gray rectangular background.

Important Product Information

Lenovo TB-7304I

Specific Absorption Rate (ICNIRP)

YOUR MOBILE DEVICE MEETS INTERNATIONAL GUIDELINES FOR EXPOSURE TO RADIO WAVES.

Your mobile device is a radio transmitter and receiver. It is designed not to exceed the limits for exposure to radio waves (radio frequency electromagnetic fields) recommended by international guidelines. The guidelines were developed by an independent scientific organization (ICNIRP) and include a substantial safety margin designed to assure the safety of all persons, regardless of age and health.

The radio wave exposure guidelines use a unit of measurement known as the Specific Absorption Rate, or SAR. The SAR limit for mobile devices is 2W/kg. Tests for SAR are conducted using standard operating positions with the device transmitting at its highest certified power level in all tested frequency bands. The highest SAR values under the ICNIRP guidelines for your device model are listed below:

Maximum SAR for this model and conditions under which it was recorded.

Europe 10g SAR Limit (2.0 W/kg)	Lenovo TB-7304I	Head	WCDMA Band1,Wi-Fi, Bluetooth	0.16W/kg
		Body-worn	GSM900,Wi-Fi, Bluetooth	1.08W/kg

During use, the actual SAR values for your device are usually well below the values stated. This is because, for purposes of system efficiency and to minimize interference on the network, the operating power of your mobile device is automatically decreased when full power is not needed for the data connection.

The lower the power output of the device, the lower its SAR value.

If you are interested in further reducing your RF exposure then you can easily do so by limiting your usage or simply using a hands-free kit to keep the device away from the head and body.

Reduce | Reuse | Recycle



V1.0 20170809



HQ60113519000

MC

Printed in China

© Copyright Lenovo 2017.

Reduce | Reuse | Recycle



V1.0_20170707



HQ60113471000

MC

Printed in China