Mode	25	
	Band Edge - L	
	U-NII-2C_5.47-5.725_802.11ax HE40_CH102_5510MHz	
ANT	STBC0+1	
Pol.	Vertical	Fundamental

Peak

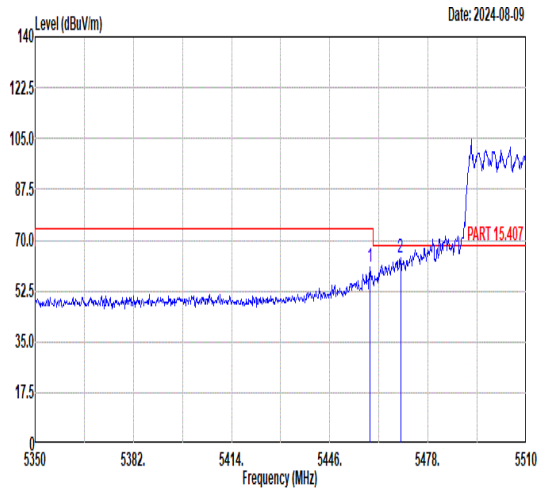

	Freq	Level	Limit Line	Margin	Read Level	Ant Factor	Cable Loss	Preamp Factor	APos	TPos	Remark
	MHz	dBuV/m	dBuV/m	dB	dBuV	dB/m	dB	dB	cm	deg	
1	5459.12	60.58	74.00	-13.42	49.82	34.86	8.41	32.51	200	16	PEAK
2	5469.04	63.91	68.30	-4.39	53.15	34.87	8.40	32.51	200	16	PEAK

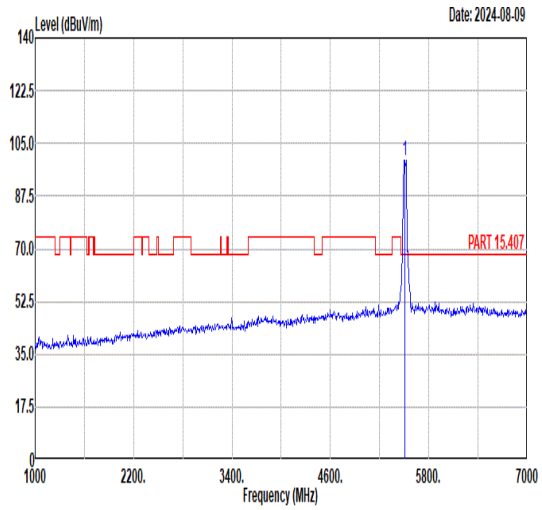

	Freq	Level	Limit Line	Margin	Read Level	Ant Factor	Cable Loss	Preamp Factor	APos	TPos	Remark
	MHz	dBuV/m	dBuV/m	dB	dBuV	dB/m	dB	dB	cm	deg	
1	5510.00	99.42	------	------	88.69	34.91	8.32	32.50	200	16	PEAK

Avg

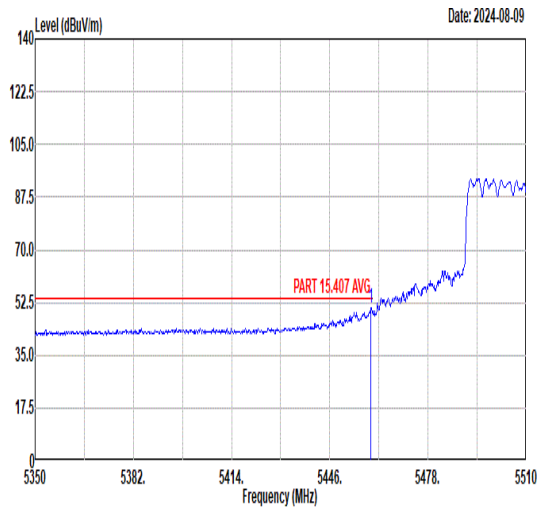

	Freq	Level	Limit Line	Margin	Read Level	Ant Factor	Cable Loss	Preamp Factor	APos	TPos	Remark
	MHz	dBuV/m	dBuV/m	dB	dBuV	dB/m	dB	dB	cm	deg	
1	5459.44	50.62	54.00	-3.38	39.86	34.86	8.41	32.51	200	16	AVERAGE

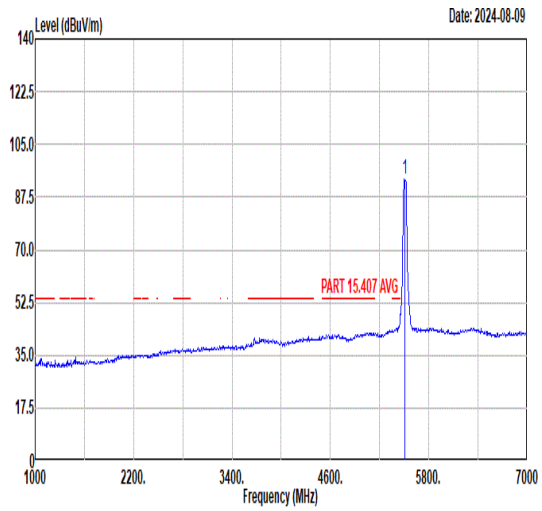

	Freq	Level	Limit Line	Margin	Read Level	Ant Factor	Cable Loss	Preamp Factor	APos	TPos	Remark
	MHz	dBuV/m	dBuV/m	dB	dBuV	dB/m	dB	dB	cm	deg	
1	5510.00	93.40	------	------	82.65	34.89	8.36	32.50	200	16	AVERAGE

Mode	25	
	Band Edge - R	
	U-NII-2C_5.47-5.725_802.11ax HE40_CH102_5510MHz	
ANT	STBC0+1	
Pol.	Vertical	Fundamental
Peak	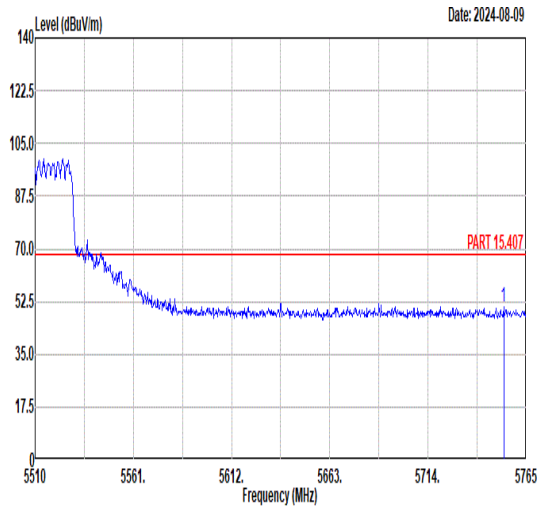 Freq Level Limit Line Margin Read Level Ant Factor Cable Loss Preamp Factor APos TPos Remark MHz dBuV/m dBuV/m dB dBuV dB/m dB dB cm deg 1 5753.27 50.85 68.30 -17.45 39.52 35.05 8.78 32.50 200 16 PEAK	Blank

Mode	26	
	Band Edge - L	
	U-NII-2C_5.47-5.725_802.11ax HE40_CH134_5670MHz	
ANT	STBC0+1	
Pol.	Horizontal	Fundamental

Peak

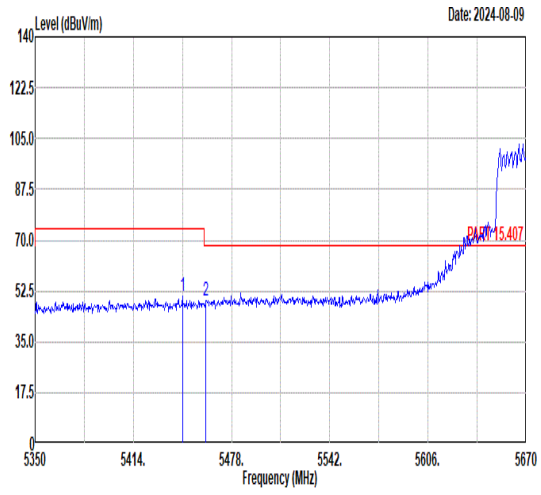

	Freq	Level	Limit Line	Margin	Read Level	Ant Factor	Cable Loss	Preamp Factor	APos	TPos	Remark
	MHz	dBuV/m	dBuV/m	dB	dBuV	dB/m	dB	dB	cm	deg	
1	5446.00	50.59	74.00	-23.41	39.83	34.85	8.43	32.52	227	317	PEAK
2	5461.36	49.34	68.30	-18.96	38.57	34.87	8.41	32.51	227	317	PEAK

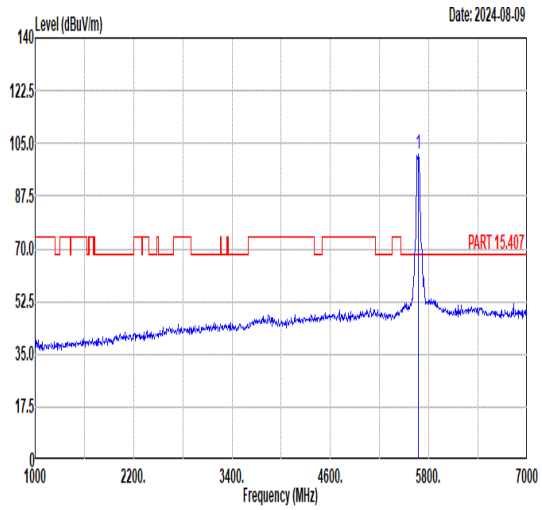

	Freq	Level	Limit Line	Margin	Read Level	Ant Factor	Cable Loss	Preamp Factor	APos	TPos	Remark
	MHz	dBuV/m	dBuV/m	dB	dBuV	dB/m	dB	dB	cm	deg	
1	5670.00	101.64	------	------	90.65	35.00	8.49	32.50	227	317	PEAK

Avg

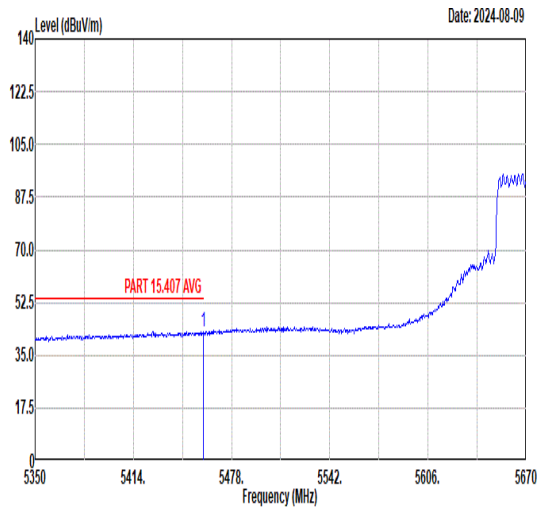

	Freq	Level	Limit Line	Margin	Read Level	Ant Factor	Cable Loss	Preamp Factor	APos	TPos	Remark
	MHz	dBuV/m	dBuV/m	dB	dBuV	dB/m	dB	dB	cm	deg	
1	5459.44	42.86	54.00	-11.14	32.10	34.86	8.41	32.51	227	317	AVERAGE

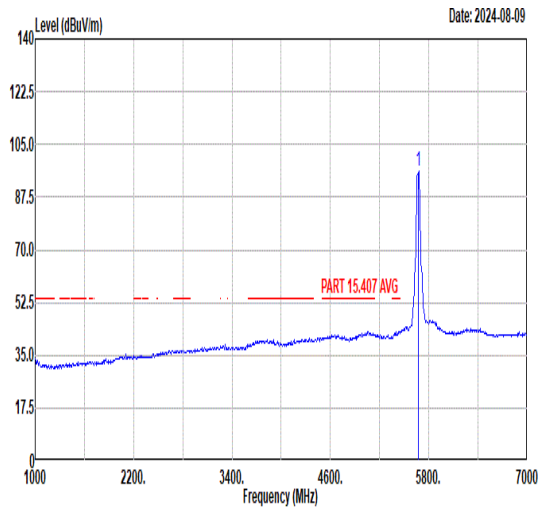

	Freq	Level	Limit Line	Margin	Read Level	Ant Factor	Cable Loss	Preamp Factor	APos	TPos	Remark
	MHz	dBuV/m	dBuV/m	dB	dBuV	dB/m	dB	dB	cm	deg	
1	5670.00	96.02	------	------	85.00	35.01	8.51	32.50	227	317	AVERAGE

Mode	26	
	Band Edge - R	
	U-NII-2C_5.47-5.725_802.11ax HE40_CH134_5670MHz	
ANT	STBC0+1	
Pol.	Horizontal	Fundamental
Peak	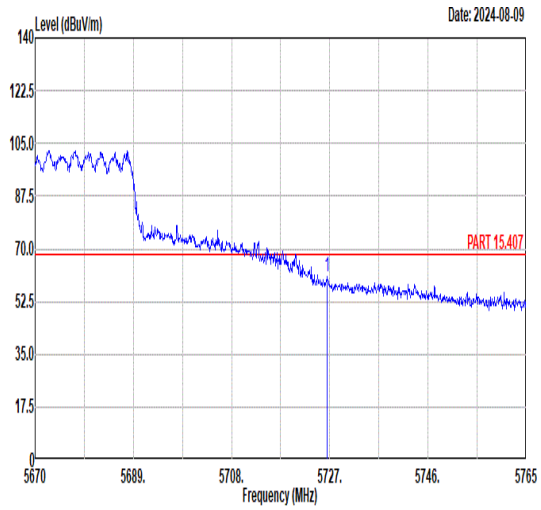	Blank

	Freq	Level	Limit Line	Margin	Read Level	Ant Factor	Cable Loss	Preamp Factor	APos	TPos	Remark
	MHz	dBuV/m	dBuV/m	dB	dBuV	dB/m	dB	dB	cm	deg	
1	5726.43	60.90	68.30	-7.40	49.69	35.03	8.68	32.50	227	317	PEAK

Mode	26	
	Band Edge - L	
	U-NII-2C_5.47-5.725_802.11ax HE40_CH134_5670MHz	
ANT	STBC0+1	
Pol.	Vertical	Fundamental

Peak

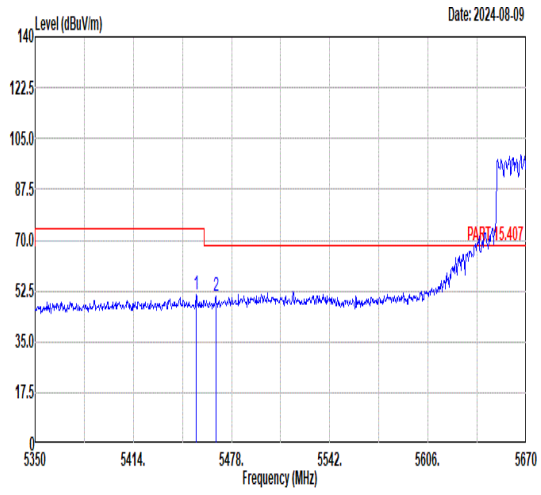

	Freq	Level	Limit Line	Margin	Read Level	Ant Factor	Cable Loss	Preamp Factor	APos	TPos	Remark
	MHz	dBuV/m	dBuV/m	dB	dBuV	dB/m	dB	dB	cm	deg	
1	5454.96	51.32	74.00	-22.68	40.55	34.86	8.42	32.51	200	329	PEAK
2	5467.76	50.61	68.30	-17.69	39.85	34.87	8.40	32.51	200	329	PEAK

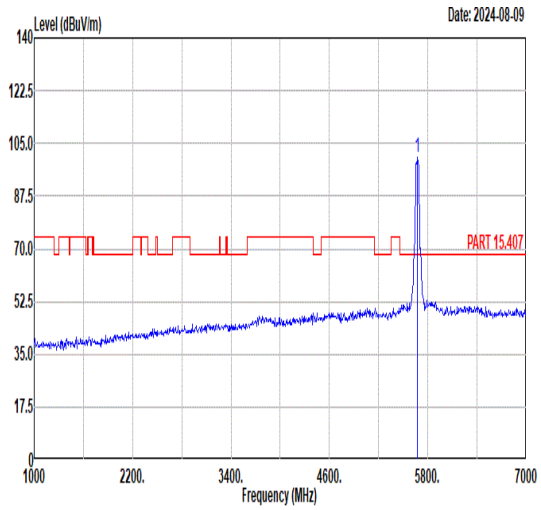

	Freq	Level	Limit Line	Margin	Read Level	Ant Factor	Cable Loss	Preamp Factor	APos	TPos	Remark
	MHz	dBuV/m	dBuV/m	dB	dBuV	dB/m	dB	dB	cm	deg	
1	5670.00	100.39	------	------	89.40	35.00	8.49	32.50	200	329	PEAK

Avg

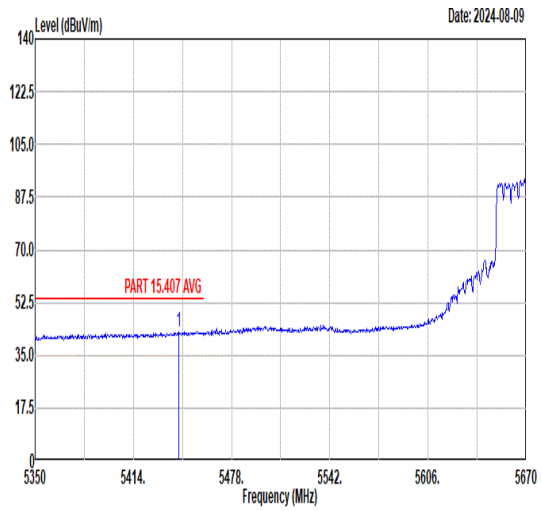

	Freq	Level	Limit Line	Margin	Read Level	Ant Factor	Cable Loss	Preamp Factor	APos	TPos	Remark
	MHz	dBuV/m	dBuV/m	dB	dBuV	dB/m	dB	dB	cm	deg	
1	5443.44	42.96	54.00	-11.04	32.20	34.85	8.43	32.52	200	329	AVERAGE

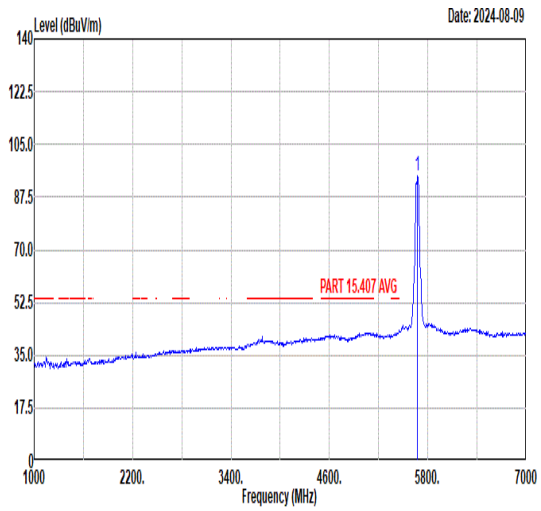

	Freq	Level	Limit Line	Margin	Read Level	Ant Factor	Cable Loss	Preamp Factor	APos	TPos	Remark
	MHz	dBuV/m	dBuV/m	dB	dBuV	dB/m	dB	dB	cm	deg	
1	5670.00	94.38	------	------	83.39	35.00	8.49	32.50	200	329	AVERAGE

Mode	26	
	Band Edge - R	
	U-NII-2C_5.47-5.725_802.11ax HE40_CH134_5670MHz	
ANT	STBC0+1	
Pol.	Vertical	Fundamental
Peak	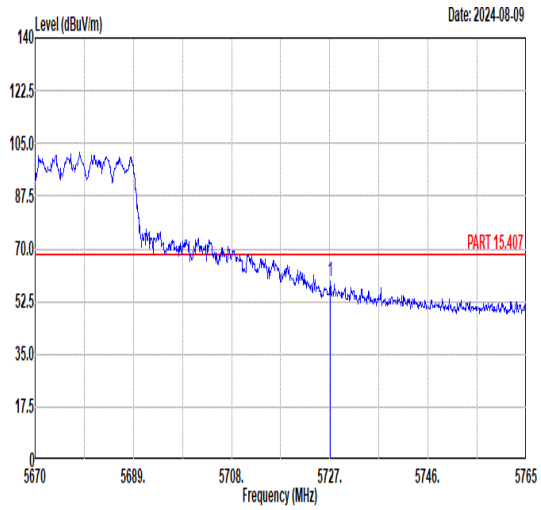	Blank

	Freq	Level	Limit Line	Margin	Read Level	Ant Factor	Cable Loss	Preamp Factor	APos	TPos	Remark
	MHz	dBuV/m	dBuV/m	dB	dBuV	dB/m	dB	dB	cm	deg	
1	5727.10	59.34	68.30	-8.96	48.12	35.04	8.68	32.50	200	329	PEAK

Mode	27	
	Band Edge - L	
	U-NII-2C_5.47-5.725_802.11ax HE80_CH106_5530MHz	
ANT	STBC0+1	
Pol.	Horizontal	Fundamental

Peak

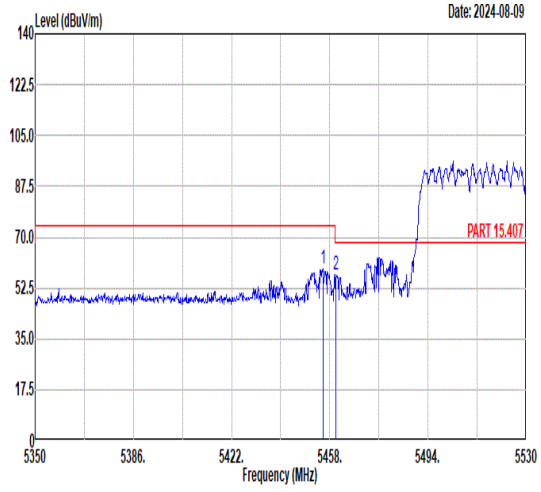

	Freq	Level	Limit Line	Margin	Read Level	Ant Factor	Cable Loss	Preamp Factor	APos	TPos	Remark
	MHz	dBuV/m	dBuV/m	dB	dBuV	dB/m	dB	dB	cm	deg	
1	5455.48	59.18	74.00	-14.82	48.41	34.86	8.42	32.51	179	298	PEAK
2	5460.34	57.06	68.30	-11.24	46.30	34.86	8.41	32.51	179	298	PEAK

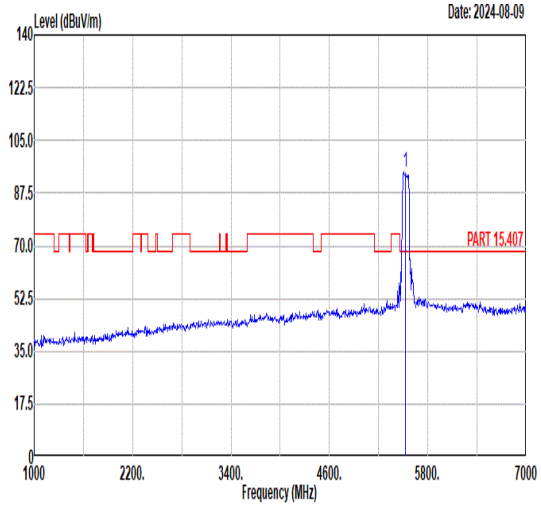

	Freq	Level	Limit Line	Margin	Read Level	Ant Factor	Cable Loss	Preamp Factor	APos	TPos	Remark
	MHz	dBuV/m	dBuV/m	dB	dBuV	dB/m	dB	dB	cm	deg	
1	5530.00	94.31	------	------	83.56	34.90	8.35	32.50	179	298	PEAK

Avg

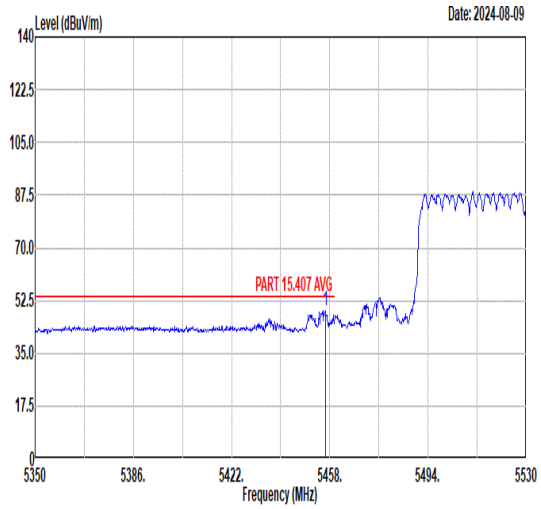

	Freq	Level	Limit Line	Margin	Read Level	Ant Factor	Cable Loss	Preamp Factor	APos	TPos	Remark
	MHz	dBuV/m	dBuV/m	dB	dBuV	dB/m	dB	dB	cm	deg	
1	5456.38	48.98	54.00	-5.02	38.22	34.86	8.41	32.51	179	298	AVERAGE

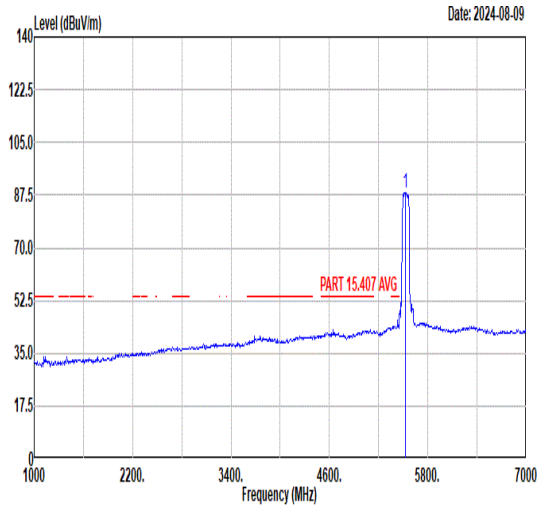

	Freq	Level	Limit Line	Margin	Read Level	Ant Factor	Cable Loss	Preamp Factor	APos	TPos	Remark
	MHz	dBuV/m	dBuV/m	dB	dBuV	dB/m	dB	dB	cm	deg	
1	5530.00	88.43	------	------	77.70	34.92	8.31	32.50	179	298	AVERAGE

Mode	27	
	Band Edge - R	
	U-NII-2C_5.47-5.725_802.11ax HE80_CH106_5530MHz	
ANT	STBC0+1	
Pol.	Horizontal	Fundamental
Peak	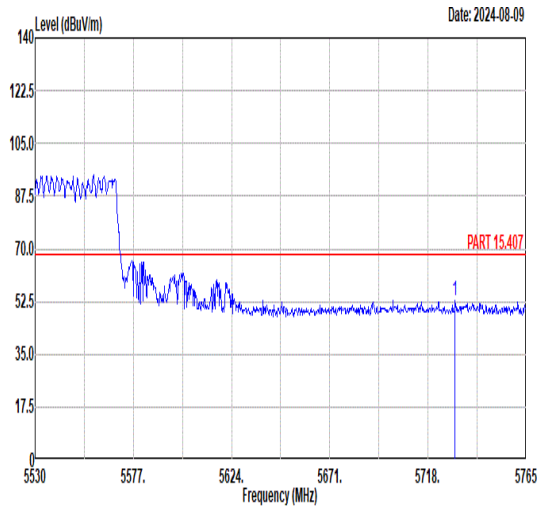	Blank

	Freq	Level	Limit Line	Margin	Read Level	Ant Factor	Cable Loss	Preamp Factor	APos	TPos	Remark
	MHz	dBuV/m	dBuV/m	dB	dBuV	dB/m	dB	dB	cm	deg	
1	5730.93	52.97	68.30	-15.33	41.73	35.04	8.70	32.50	179	298	PEAK

Mode	27	
	Band Edge - L	
	U-NII-2C_5.47-5.725_802.11ax HE80_CH106_5530MHz	
ANT	STBC0+1	
Pol.	Vertical	Fundamental

Peak

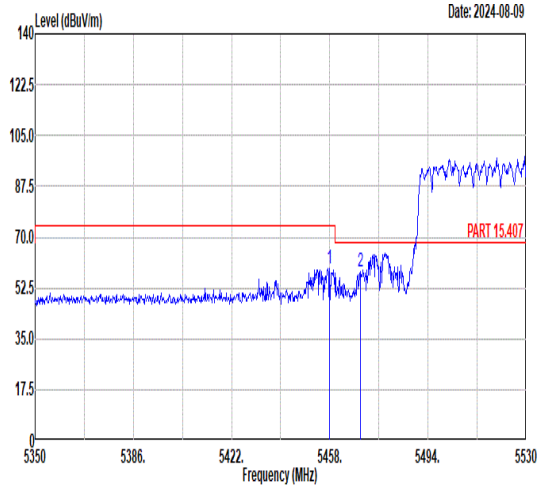

	Freq	Level	Limit Line	Margin	Read Level	Ant Factor	Cable Loss	Preamp Factor	APos	TPos	Remark
	MHz	dBuV/m	dBuV/m	dB	dBuV	dB/m	dB	dB	cm	deg	
1	5458.00	59.36	74.00	-14.64	48.60	34.86	8.41	32.51	176	30	PEAK
2	5469.34	58.08	68.30	-10.22	47.32	34.87	8.40	32.51	176	30	PEAK

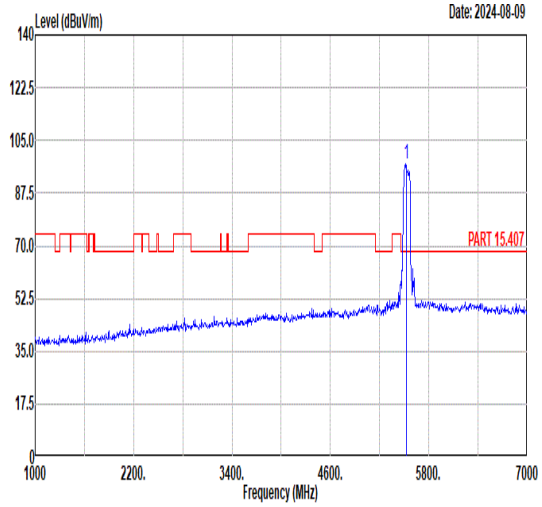

	Freq	Level	Limit Line	Margin	Read Level	Ant Factor	Cable Loss	Preamp Factor	APos	TPos	Remark
	MHz	dBuV/m	dBuV/m	dB	dBuV	dB/m	dB	dB	cm	deg	
1	5530.00	97.34	------	------	86.60	34.91	8.33	32.50	176	30	PEAK

Avg

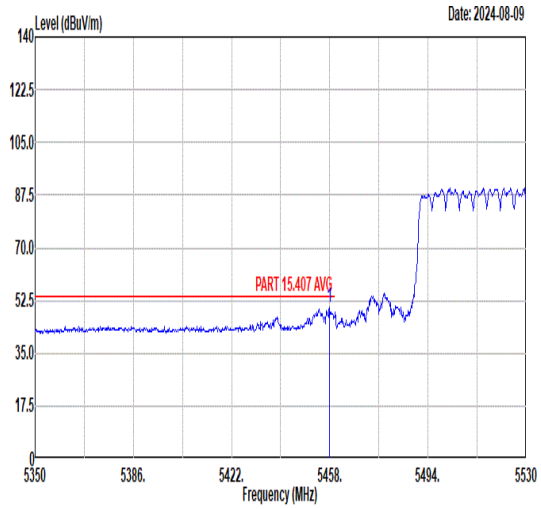

	Freq	Level	Limit Line	Margin	Read Level	Ant Factor	Cable Loss	Preamp Factor	APos	TPos	Remark
	MHz	dBuV/m	dBuV/m	dB	dBuV	dB/m	dB	dB	cm	deg	
1	5457.82	50.21	54.00	-3.79	39.45	34.86	8.41	32.51	176	30	AVERAGE

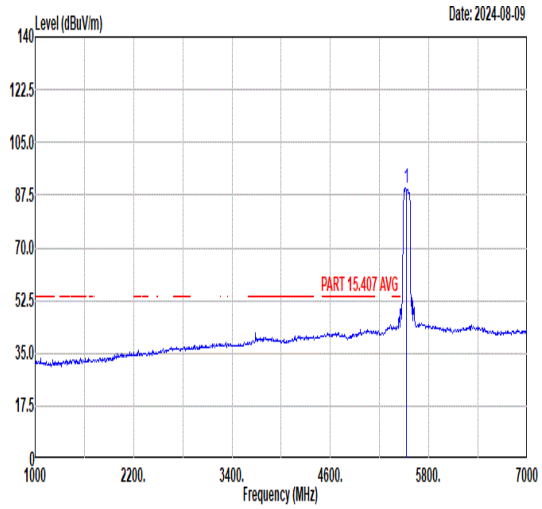

	Freq	Level	Limit Line	Margin	Read Level	Ant Factor	Cable Loss	Preamp Factor	APos	TPos	Remark
	MHz	dBuV/m	dBuV/m	dB	dBuV	dB/m	dB	dB	cm	deg	
1	5530.00	89.84	------	------	79.10	34.91	8.33	32.50	176	30	AVERAGE

<table>
<tr><td rowspan="3">Mode</td><td colspan="2">27</td></tr>
<tr><td colspan="2">Band Edge - R</td></tr>
<tr><td colspan="2">U-NII-2C_5.47-5.725_802.11ax HE80_CH106_5530MHz</td></tr>
<tr><td>ANT</td><td colspan="2">STBC0+1</td></tr>
<tr><td>Pol.</td><td>Vertical</td><td>Fundamental</td></tr>
<tr><td>Peak</td><td> 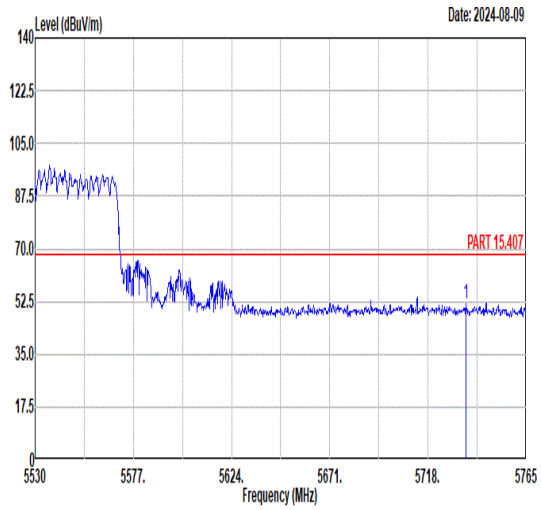

<table>
<tr><th></th><th>Freq</th><th>Level</th><th>Limit Line</th><th>Margin</th><th>Read Level</th><th>Ant Factor</th><th>Cable Loss</th><th>Preamp Factor</th><th>APos</th><th>TPos</th><th>Remark</th></tr>
<tr><td></td><td>MHz</td><td>dBuV/m</td><td>dBuV/m</td><td>dB</td><td>dBuV</td><td>dB/m</td><td>dB</td><td>dB</td><td>cm</td><td>deg</td><td></td></tr>
<tr><td>1</td><td>5736.33</td><td>52.00</td><td>68.30</td><td>-16.30</td><td>40.74</td><td>35.04</td><td>8.72</td><td>32.50</td><td>176</td><td>30</td><td>PEAK</td></tr>
</table></td><td>Blank</td></tr>
</table>

Mode	29	
	Harmonic	
	U-NII-3_5.725-5.85_802.11a_CH149_5745MHz	
ANT	CDD0+1	
Pol.	Horizontal	Vertical

Peak

Avg

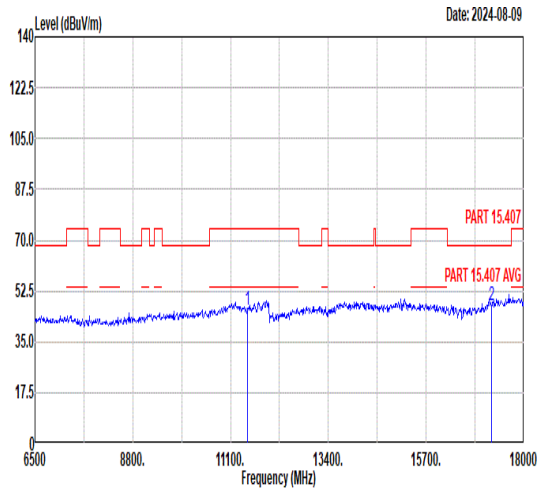

	Freq	Level	Limit Line	Margin	Read Level	Ant Factor	Cable Loss	Preamp Factor	APos	TPos	Remark
	MHz	dBuV/m	dBuV/m	dB	dBuV	dB/m	dB	dB	cm	deg	
1	11490.00	45.85	74.00	-28.15	59.52	37.79	11.45	62.91	--	--	Peak
2	17235.00	47.48	68.30	-20.82	59.33	40.27	13.17	65.29	--	--	Peak

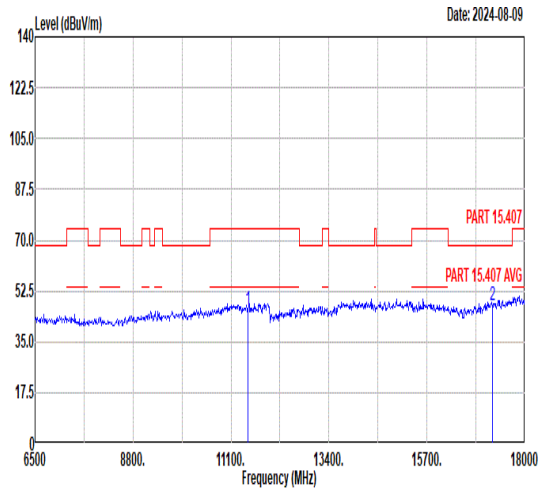

	Freq	Level	Limit Line	Margin	Read Level	Ant Factor	Cable Loss	Preamp Factor	APos	TPos	Remark
	MHz	dBuV/m	dBuV/m	dB	dBuV	dB/m	dB	dB	cm	deg	
1	11490.00	45.95	74.00	-28.05	59.62	37.79	11.45	62.91	--	--	Peak
2	17235.00	47.45	68.30	-20.85	59.30	40.27	13.17	65.29	--	--	Peak

Mode	30	
	Harmonic	
	U-NII-3_5.725-5.85_802.11a_CH157_5785MHz	
ANT	CDD0+1	
Pol.	Horizontal	Vertical
Peak Avg	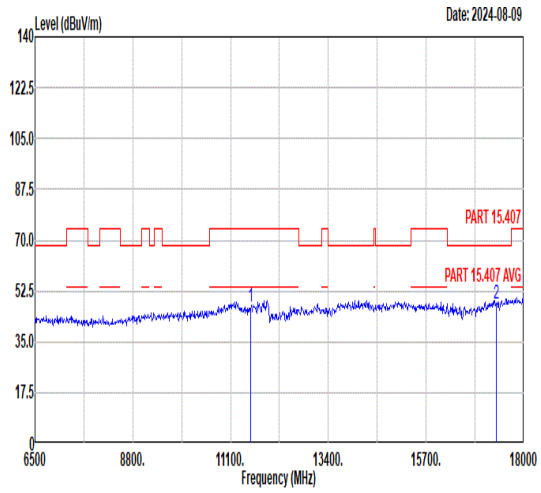	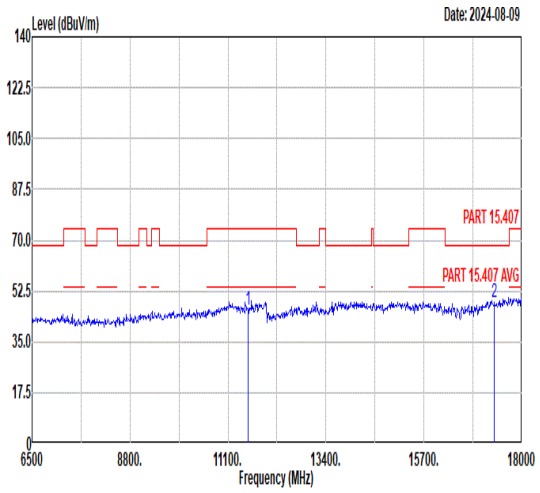

	Freq	Level	Limit Line	Margin	Read Level	Ant Factor	Cable Loss	Preamp Factor	APos	TPos	Remark
	MHz	dBuV/m	dBuV/m	dB	dBuV	dB/m	dB	dB	cm	deg	
1	11570.00	46.99	74.00	-27.01	60.59	37.85	11.49	62.94	--	--	Peak
2	17355.00	47.83	68.30	-20.47	59.55	40.46	13.20	65.38	--	--	Peak

	Freq	Level	Limit Line	Margin	Read Level	Ant Factor	Cable Loss	Preamp Factor	APos	TPos	Remark
	MHz	dBuV/m	dBuV/m	dB	dBuV	dB/m	dB	dB	cm	deg	
1	11570.00	46.14	74.00	-27.86	59.74	37.85	11.49	62.94	--	--	Peak
2	17355.00	48.48	68.30	-19.82	60.20	40.46	13.20	65.38	--	--	Peak

Mode	31	
	Band Edge	
	U-NII-3_5.725-5.85_802.11a_CH165_5825MHz	
ANT	CDD0+1	
Pol.	Horizontal	Fundamental
Peak	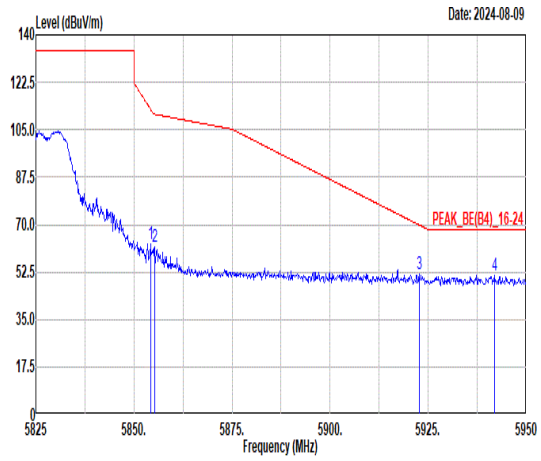	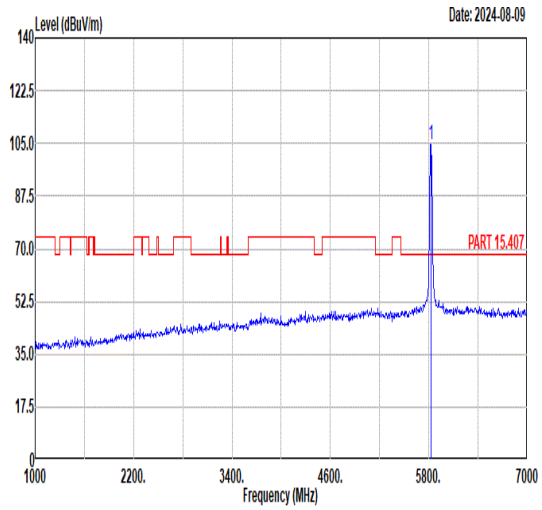
Avg	Blank	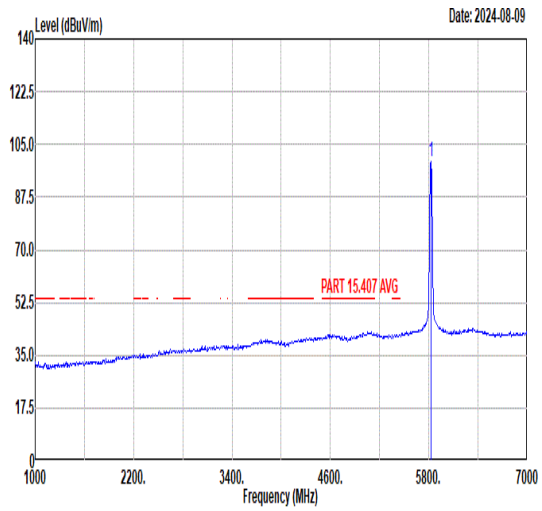

	Freq	Level	Limit Line	Margin	Read Level	Ant Factor	Cable Loss	Preamp Factor	APos	TPos	Remark
	MHz	dBuV/m	dBuV/m	dB	dBuV	dB/m	dB	dB	cm	deg	
1	5854.25	62.69	112.51	-49.82	51.21	35.11	8.87	32.50	231	314	PEAK
2	5855.25	62.02	110.73	-48.71	50.54	35.11	8.87	32.50	231	314	PEAK
3	5922.75	51.79	69.86	-18.07	40.35	35.15	8.79	32.50	231	314	PEAK
4	5942.00	51.28	68.30	-17.02	39.84	35.17	8.77	32.50	231	314	PEAK

	Freq	Level	Limit Line	Margin	Read Level	Ant Factor	Cable Loss	Preamp Factor	APos	TPos	Remark
	MHz	dBuV/m	dBuV/m	dB	dBuV	dB/m	dB	dB	cm	deg	
1	5825.00	104.46	------	------	92.96	35.10	8.90	32.50	231	314	PEAK

	Freq	Level	Limit Line	Margin	Read Level	Ant Factor	Cable Loss	Preamp Factor	APos	TPos	Remark
	MHz	dBuV/m	dBuV/m	dB	dBuV	dB/m	dB	dB	cm	deg	
1	5825.00	99.41	------	------	87.91	35.10	8.90	32.50	231	314	AVERAGE

Mode	31	
	Band Edge	
	U-NII-3_5.725-5.85_802.11a_CH165_5825MHz	
ANT	CDD0+1	
Pol.	Vertical	Fundamental
Peak	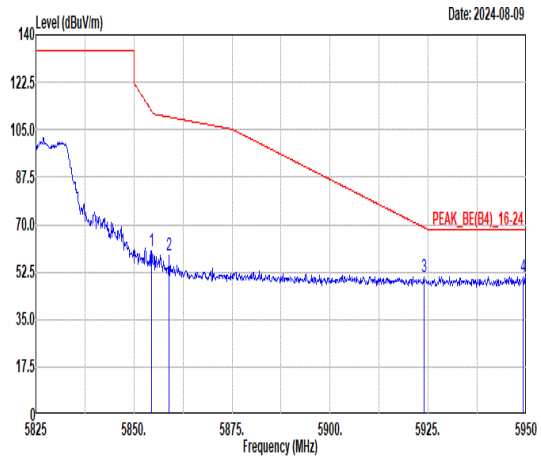	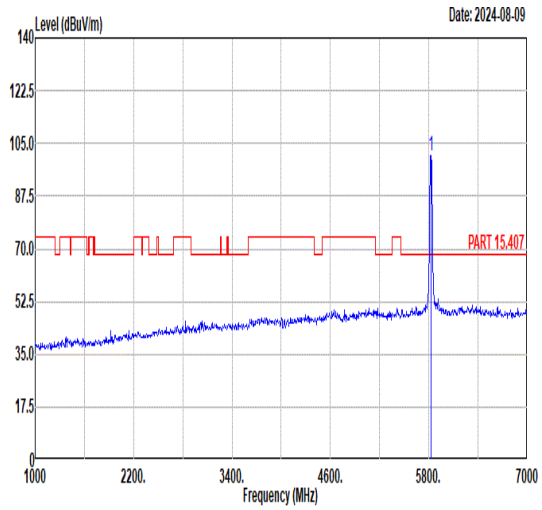
Avg	Blank	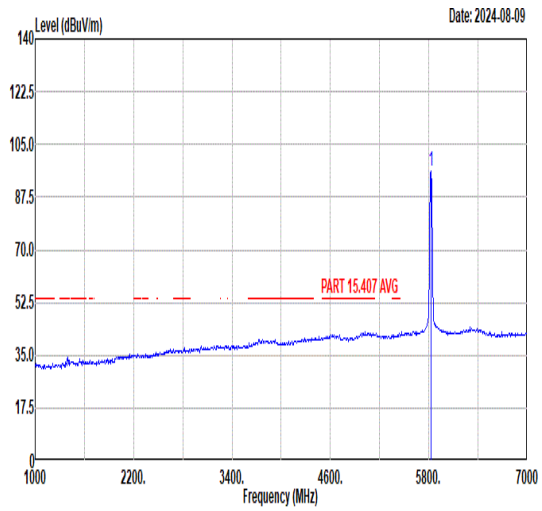

	Freq	Level	Limit Line	Margin	Read Level	Ant Factor	Cable Loss	Preamp Factor	APos	TPos	Remark
	MHz	dBuV/m	dBuV/m	dB	dBuV	dB/m	dB	dB	cm	deg	
1	5854.50	60.27	111.94	-51.67	48.79	35.11	8.87	32.50	334	0	PEAK
2	5859.00	58.40	109.68	-51.28	46.91	35.12	8.87	32.50	334	0	PEAK
3	5923.88	50.82	69.03	-18.21	39.38	35.15	8.79	32.50	334	0	PEAK
4	5949.25	50.86	68.30	-17.44	39.43	35.17	8.76	32.50	334	0	PEAK

	Freq	Level	Limit Line	Margin	Read Level	Ant Factor	Cable Loss	Preamp Factor	APos	TPos	Remark
	MHz	dBuV/m	dBuV/m	dB	dBuV	dB/m	dB	dB	cm	deg	
1	5825.00	101.02	------	------	89.52	35.09	8.91	32.50	334	0	PEAK

	Freq	Level	Limit Line	Margin	Read Level	Ant Factor	Cable Loss	Preamp Factor	APos	TPos	Remark
	MHz	dBuV/m	dBuV/m	dB	dBuV	dB/m	dB	dB	cm	deg	
1	5825.00	95.95	------	------	84.45	35.09	8.91	32.50	334	0	AVERAGE

Mode	31	
	Harmonic	
	U-NII-3_5.725-5.85_802.11a_CH165_5825MHz	
ANT	CDD0+1	
Pol.	Horizontal	Vertical
Peak Avg	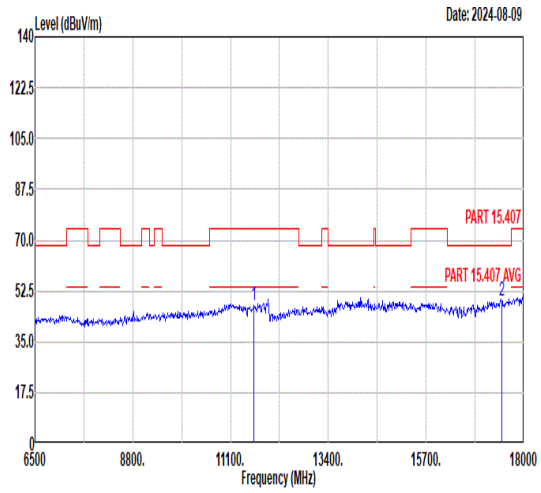	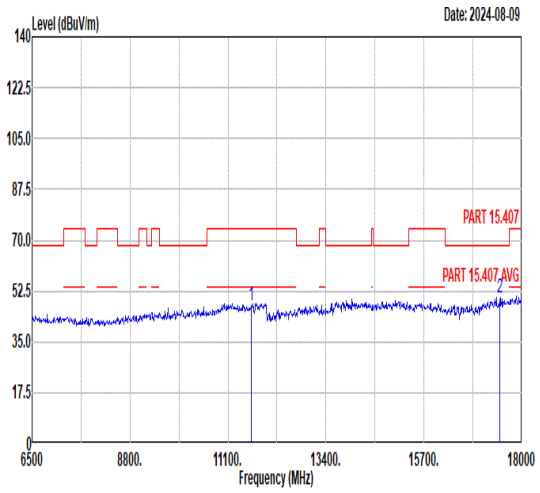

	Freq	Level	Limit Line	Margin	Read Level	Ant Factor	Cable Loss	Preamp Factor	APos	TPos	Remark
	MHz	dBuV/m	dBuV/m	dB	dBuV	dB/m	dB	dB	cm	deg	
1	11650.00	47.30	74.00	-26.70	60.84	37.92	11.53	62.99	--	--	Peak
2	17475.00	49.00	68.30	-19.30	60.59	40.65	13.23	65.47	--	--	Peak

	Freq	Level	Limit Line	Margin	Read Level	Ant Factor	Cable Loss	Preamp Factor	APos	TPos	Remark
	MHz	dBuV/m	dBuV/m	dB	dBuV	dB/m	dB	dB	cm	deg	
1	11650.00	47.35	74.00	-26.65	60.89	37.92	11.53	62.99	--	--	Peak
2	17475.00	50.03	68.30	-18.27	61.62	40.65	13.23	65.47	--	--	Peak

Mode	32	
	Band Edge	
	U-NII-3_5.725-5.85_802.11ax HE20_CH149_5745MHz	
ANT	STBC0+1	
Pol.	Horizontal	Fundamental
Peak	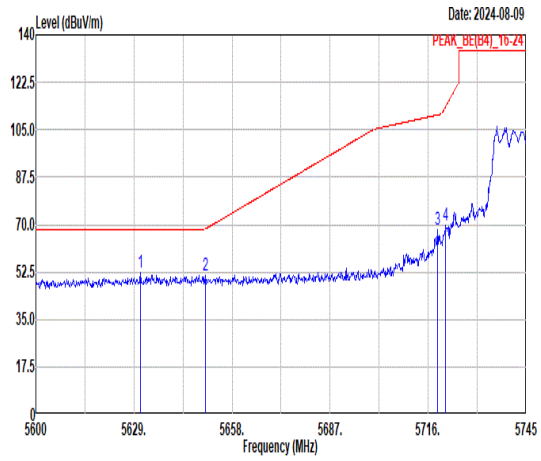 Freq Level Limit Line Margin Read Level Ant Factor Cable Loss Preamp Factor APos TPos Remark MHz dBuV/m dBuV/m dB dBuV dB/m dB dB cm deg 1 5631.03 52.15 68.30 -16.15 41.34 34.98 8.33 32.50 267 300 PEAK 2 5650.17 51.33 68.43 -17.10 40.44 34.99 8.40 32.50 267 300 PEAK 3 5718.76 67.91 110.45 -42.54 56.73 35.03 8.65 32.50 267 300 PEAK 4 5721.22 69.81 113.58 -43.77 58.62 35.03 8.66 32.50 267 300 PEAK	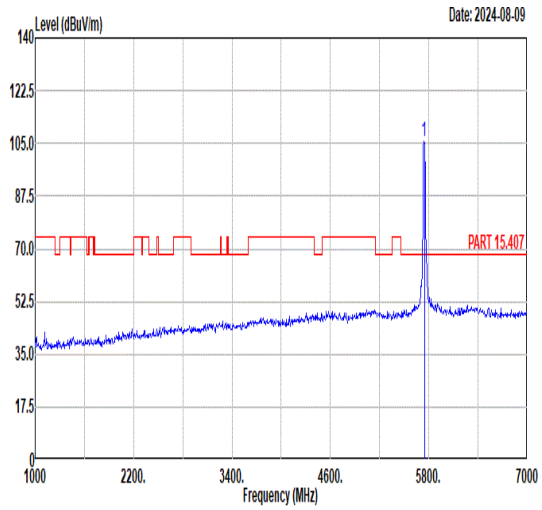 Freq Level Limit Line Margin Read Level Ant Factor Cable Loss Preamp Factor APos TPos Remark MHz dBuV/m dBuV/m dB dBuV dB/m dB dB cm deg 1 5745.00 105.54 ------ ------ 94.27 35.04 8.73 32.50 267 300 PEAK
Avg	Blank	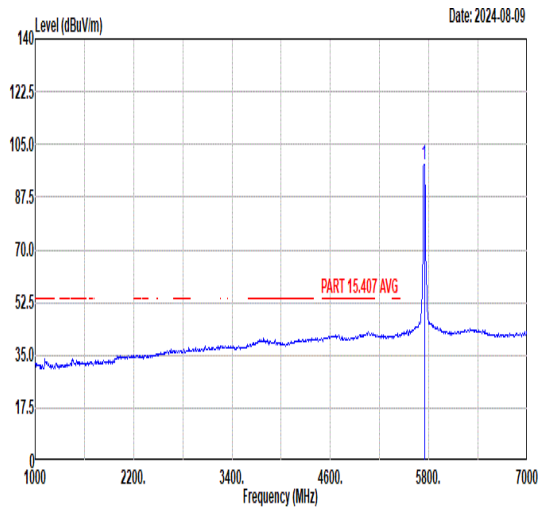 Freq Level Limit Line Margin Read Level Ant Factor Cable Loss Preamp Factor APos TPos Remark MHz dBuV/m dBuV/m dB dBuV dB/m dB dB cm deg 1 5745.00 98.41 ------ ------ 87.14 35.04 8.73 32.50 267 300 AVERAGE

Mode	32	
	Band Edge	
	U-NII-3_5.725-5.85_802.11ax HE20_CH149_5745MHz	
ANT	STBC0+1	
Pol.	Vertical	Fundamental

Peak

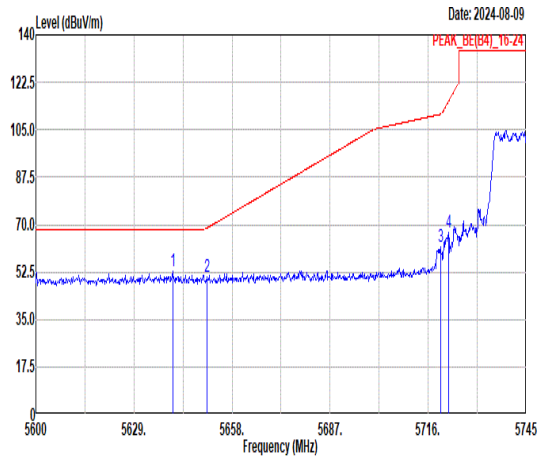

	Freq	Level	Limit Line	Margin	Read Level	Ant Factor	Cable Loss	Preamp Factor	APos	TPos	Remark
	MHz	dBuV/m	dBuV/m	dB	dBuV	dB/m	dB	dB	cm	deg	
1	5640.46	52.95	68.30	-15.35	42.11	34.98	8.36	32.50	113	157	PEAK
2	5650.61	50.98	68.75	-17.77	40.09	34.99	8.40	32.50	113	157	PEAK
3	5719.63	62.05	110.70	-48.65	50.87	35.03	8.65	32.50	113	157	PEAK
4	5721.95	67.21	115.24	-48.03	56.02	35.03	8.66	32.50	113	157	PEAK

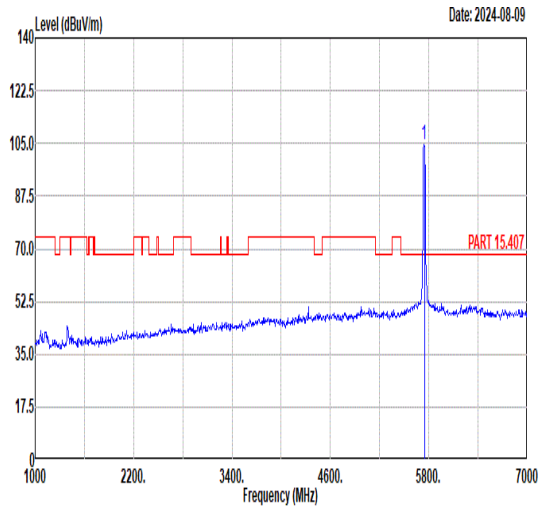

	Freq	Level	Limit Line	Margin	Read Level	Ant Factor	Cable Loss	Preamp Factor	APos	TPos	Remark
	MHz	dBuV/m	dBuV/m	dB	dBuV	dB/m	dB	dB	cm	deg	
1	5745.00	104.59	------	------	93.32	35.04	8.73	32.50	113	157	PEAK

Avg

Blank

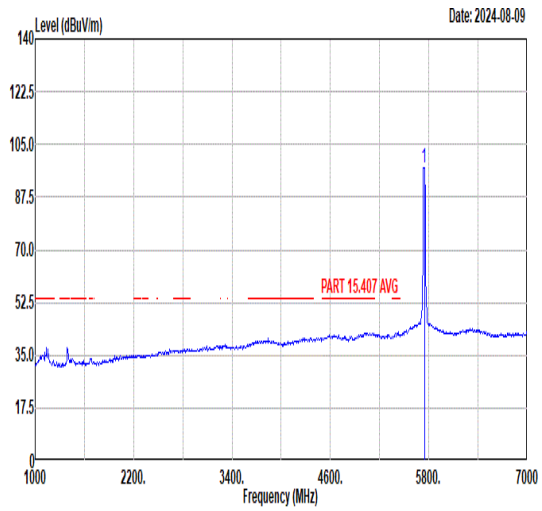

	Freq	Level	Limit Line	Margin	Read Level	Ant Factor	Cable Loss	Preamp Factor	APos	TPos	Remark
	MHz	dBuV/m	dBuV/m	dB	dBuV	dB/m	dB	dB	cm	deg	
1	5745.00	97.40	------	------	86.13	35.04	8.73	32.50	113	157	AVERAGE

Mode	32	
	Harmonic	
	U-NII-3_5.725-5.85_802.11ax HE20_CH149_5745MHz	
ANT	STBC0+1	
Pol.	Horizontal	Vertical
Peak Avg	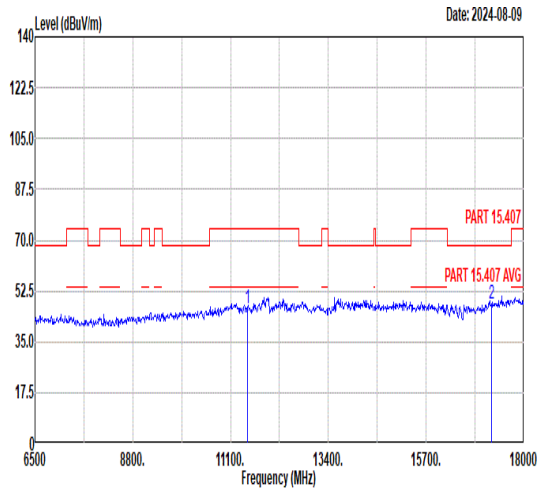 Freq Level Limit Line Margin Read Level Ant Factor Cable Loss Preamp Factor APos TPos Remark MHz dBuV/m dBuV/m dB dBuV dB/m dB dB cm deg 1 11490.00 46.36 74.00 -27.64 60.03 37.79 11.45 62.91 -- -- Peak 2 17235.00 48.31 68.30 -19.99 60.16 40.27 13.17 65.29 -- -- Peak	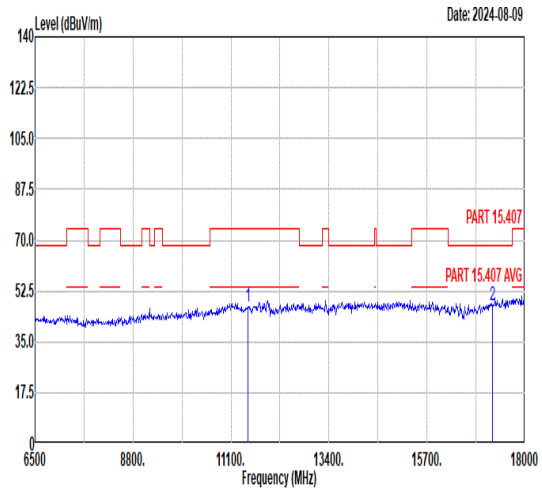 Freq Level Limit Line Margin Read Level Ant Factor Cable Loss Preamp Factor APos TPos Remark MHz dBuV/m dBuV/m dB dBuV dB/m dB dB cm deg 1 11490.00 46.79 74.00 -27.21 60.46 37.79 11.45 62.91 -- -- Peak 2 17235.00 47.49 68.30 -20.81 59.34 40.27 13.17 65.29 -- -- Peak

Mode	33	
	Harmonic	
	U-NII-3_5.725-5.85_802.11ax HE20_CH157_5785MHz	
ANT	STBC0+1	
Pol.	Horizontal	Vertical
Peak Avg	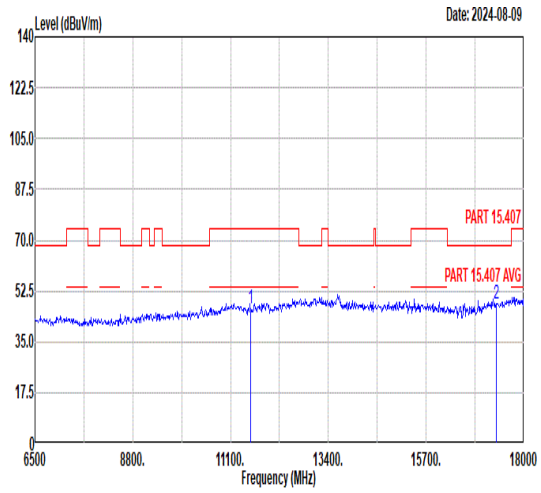 Freq Level Limit Line Margin Read Level Ant Factor Cable Loss Preamp Factor APos TPos Remark MHz dBuV/m dBuV/m dB dBuV dB/m dB dB cm deg 1 11570.00 46.74 74.00 -27.26 60.34 37.85 11.49 62.94 -- -- Peak 2 17355.00 47.98 68.30 -20.32 59.70 40.46 13.20 65.38 -- -- Peak	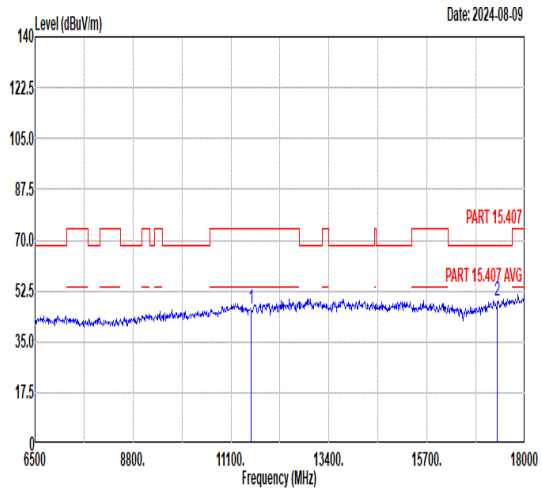 Freq Level Limit Line Margin Read Level Ant Factor Cable Loss Preamp Factor APos TPos Remark MHz dBuV/m dBuV/m dB dBuV dB/m dB dB cm deg 1 11570.00 46.65 74.00 -27.35 60.25 37.85 11.49 62.94 -- -- Peak 2 17355.00 49.35 68.30 -18.95 61.07 40.46 13.20 65.38 -- -- Peak

Mode	34	
	Band Edge	
	U-NII-3_5.725-5.85_802.11ax HE20_CH165_5825MHz	
ANT	STBC0+1	
Pol.	Horizontal	Fundamental

Peak

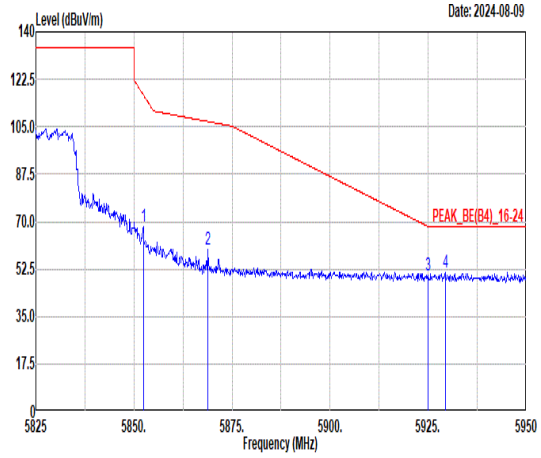

	Freq	Level	Limit Line	Margin	Read Level	Ant Factor	Cable Loss	Preamp Factor	APos	TPos	Remark
	MHz	dBuV/m	dBuV/m	dB	dBuV	dB/m	dB	dB	cm	deg	
1	5852.38	67.99	116.78	-48.79	56.51	35.11	8.87	32.50	282	326	PEAK
2	5868.88	59.45	106.91	-47.46	47.97	35.12	8.86	32.50	282	326	PEAK
3	5924.88	50.30	68.29	-17.99	38.85	35.16	8.79	32.50	282	326	PEAK
4	5929.38	51.46	68.30	-16.84	40.02	35.16	8.78	32.50	282	326	PEAK

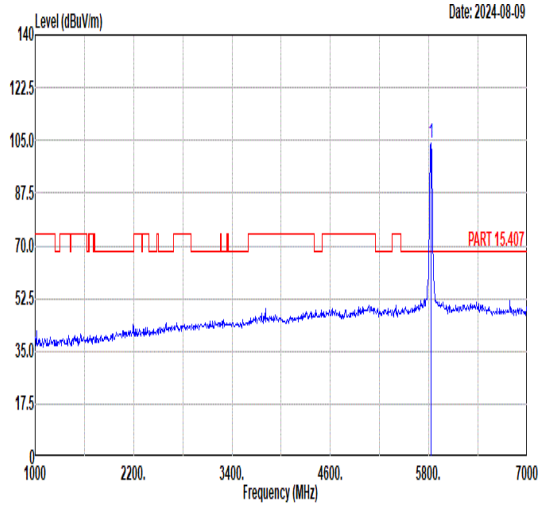

	Freq	Level	Limit Line	Margin	Read Level	Ant Factor	Cable Loss	Preamp Factor	APos	TPos	Remark
	MHz	dBuV/m	dBuV/m	dB	dBuV	dB/m	dB	dB	cm	deg	
1	5825.00	103.99	------	------	92.49	35.09	8.91	32.50	282	326	PEAK

Avg

Blank

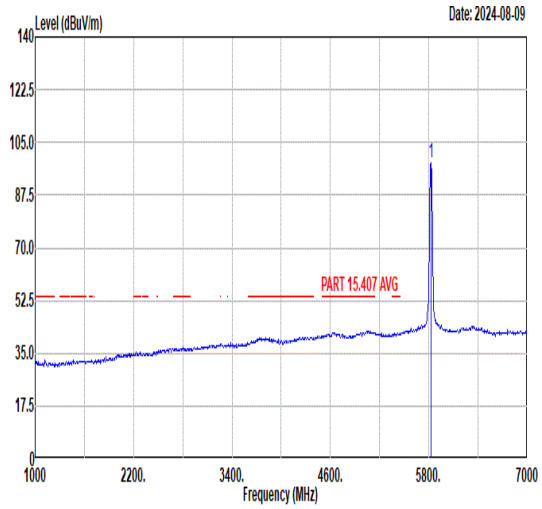

	Freq	Level	Limit Line	Margin	Read Level	Ant Factor	Cable Loss	Preamp Factor	APos	TPos	Remark
	MHz	dBuV/m	dBuV/m	dB	dBuV	dB/m	dB	dB	cm	deg	
1	5825.00	98.25	------	------	86.75	35.09	8.91	32.50	282	326	AVERAGE

Mode	34	
	Band Edge	
	U-NII-3_5.725-5.85_802.11ax HE20_CH165_5825MHz	
ANT	STBC0+1	
Pol.	Vertical	Fundamental
Peak	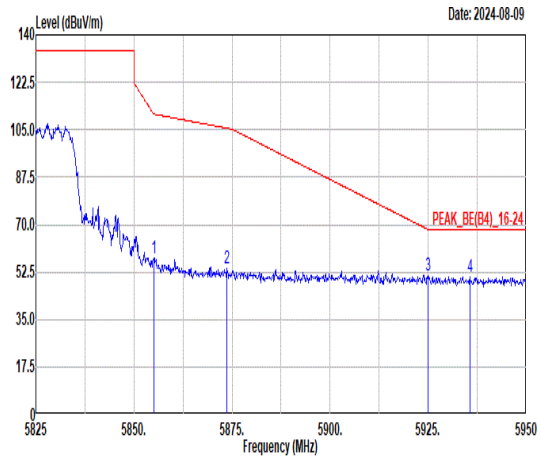	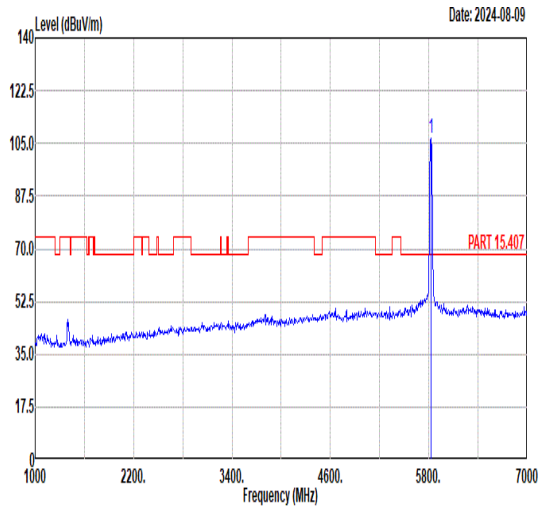
Avg	Blank	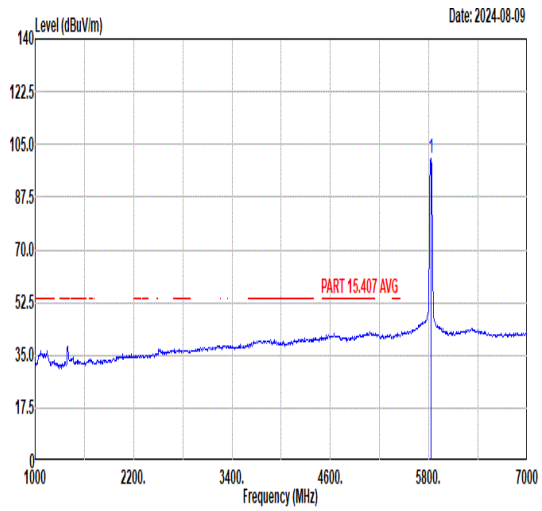

	Freq	Level	Limit Line	Margin	Read Level	Ant Factor	Cable Loss	Preamp Factor	APos	TPos	Remark
	MHz	dBuV/m	dBuV/m	dB	dBuV	dB/m	dB	dB	cm	deg	
1	5855.00	57.70	110.80	-53.10	46.22	35.11	8.87	32.50	200	153	PEAK
2	5873.75	53.98	105.55	-51.57	42.51	35.12	8.85	32.50	200	153	PEAK
3	5924.88	51.05	68.29	-17.24	39.60	35.16	8.79	32.50	200	153	PEAK
4	5935.63	50.84	68.30	-17.46	39.40	35.16	8.78	32.50	200	153	PEAK

	Freq	Level	Limit Line	Margin	Read Level	Ant Factor	Cable Loss	Preamp Factor	APos	TPos	Remark
	MHz	dBuV/m	dBuV/m	dB	dBuV	dB/m	dB	dB	cm	deg	
1	5825.00	106.54	------	------	95.04	35.09	8.91	32.50	200	153	PEAK

	Freq	Level	Limit Line	Margin	Read Level	Ant Factor	Cable Loss	Preamp Factor	APos	TPos	Remark
	MHz	dBuV/m	dBuV/m	dB	dBuV	dB/m	dB	dB	cm	deg	
1	5825.00	100.31	------	------	88.81	35.09	8.91	32.50	200	153	AVERAGE

Mode	34	
	Harmonic	
	U-NII-3_5.725-5.85_802.11ax HE20_CH165_5825MHz	
ANT	STBC0+1	
Pol.	Horizontal	Vertical
Peak Avg	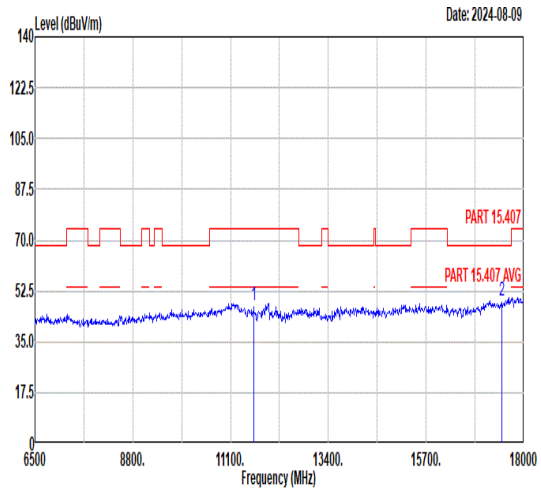 Freq Level Limit Line Margin Read Level Ant Factor Cable Loss Preamp Factor APos TPos Remark MHz dBuV/m dBuV/m dB dBuV dB/m dB dB cm deg 1 11650.00 47.39 74.00 -26.61 60.93 37.92 11.53 62.99 -- -- Peak 2 17475.00 48.94 68.30 -19.36 60.53 40.65 13.23 65.47 -- -- Peak	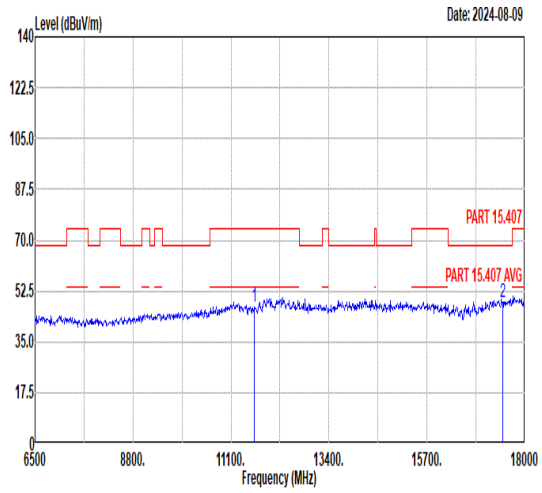 Freq Level Limit Line Margin Read Level Ant Factor Cable Loss Preamp Factor APos TPos Remark MHz dBuV/m dBuV/m dB dBuV dB/m dB dB cm deg 1 11650.00 46.93 74.00 -27.07 60.47 37.92 11.53 62.99 -- -- Peak 2 17475.00 48.81 68.30 -19.49 60.40 40.65 13.23 65.47 -- -- Peak

Mode	35	
	Band Edge - L	
	U-NII-3_5.725-5.85_802.11ax HE40_CH151_5755MHz	
ANT	STBC0+1	
Pol.	Horizontal	Fundamental
Peak	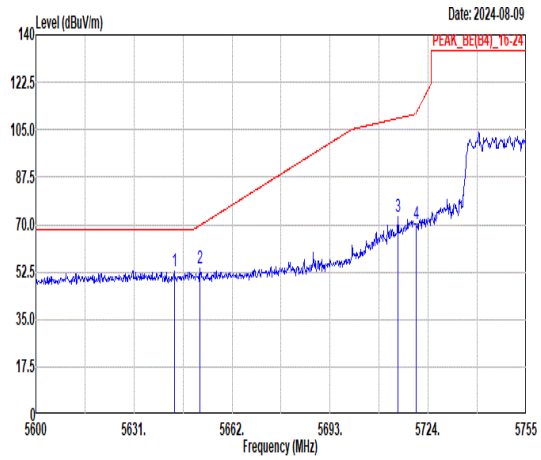 Freq Level Limit Line Margin Read Level Ant Factor Cable Loss Preamp Factor APos TPos Remark MHz dBuV/m dBuV/m dB dBuV dB/m dB dB cm deg 1 5643.71 52.99 68.30 -15.31 42.14 34.98 8.37 32.50 372 303 PEAK 2 5651.77 53.88 69.61 -15.73 42.99 34.99 8.40 32.50 372 303 PEAK 3 5714.39 73.02 109.23 -36.21 61.86 35.03 8.63 32.50 372 303 PEAK 4 5720.13 70.37 111.09 -40.72 59.18 35.03 8.66 32.50 372 303 PEAK	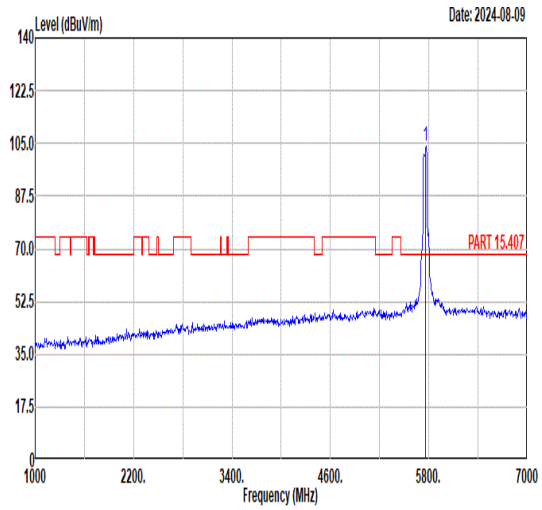 Freq Level Limit Line Margin Read Level Ant Factor Cable Loss Preamp Factor APos TPos Remark MHz dBuV/m dBuV/m dB dBuV dB/m dB dB cm deg 1 5755.00 104.20 ------ ------ 92.80 35.06 8.84 32.50 372 303 PEAK
Avg	Blank	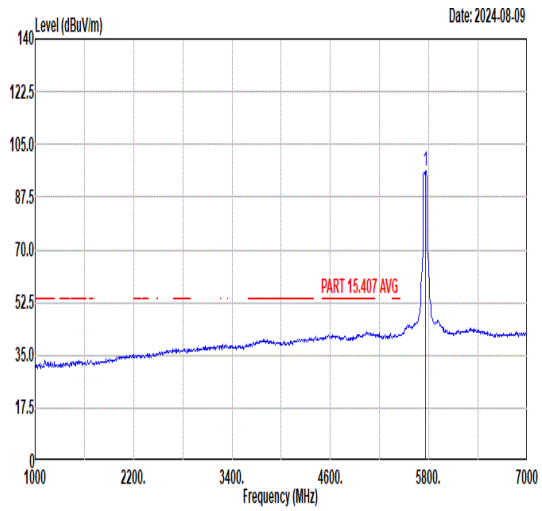 Freq Level Limit Line Margin Read Level Ant Factor Cable Loss Preamp Factor APos TPos Remark MHz dBuV/m dBuV/m dB dBuV dB/m dB dB cm deg 1 5755.00 96.28 ------ ------ 84.88 35.06 8.84 32.50 372 303 AVERAGE

Mode	35	
	Band Edge - R	
	U-NII-3_5.725-5.85_802.11ax HE40_CH151_5755MHz	
ANT	STBC0+1	
Pol.	Horizontal	Fundamental
Peak	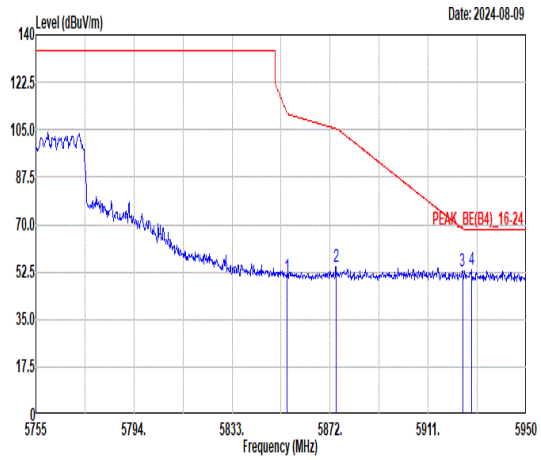	Blank

	Freq	Level	Limit Line	Margin	Read Level	Ant Factor	Cable Loss	Preamp Factor	APos	TPos	Remark
	MHz	dBuV/m	dBuV/m	dB	dBuV	dB/m	dB	dB	cm	deg	
1	5854.84	50.96	111.17	-60.21	39.48	35.11	8.87	32.50	372	303	PEAK
2	5874.34	54.32	105.38	-51.06	42.85	35.12	8.85	32.50	372	303	PEAK
3	5924.65	52.83	68.46	-15.63	41.38	35.16	8.79	32.50	372	303	PEAK
4	5928.16	53.10	68.30	-15.20	41.65	35.16	8.79	32.50	372	303	PEAK

Mode	35	
	Band Edge - L	
	U-NII-3_5.725-5.85_802.11ax HE40_CH151_5755MHz	
ANT	STBC0+1	
Pol.	Vertical	Fundamental
Peak	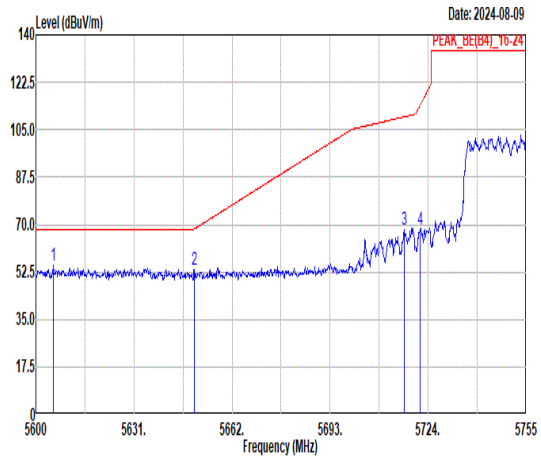	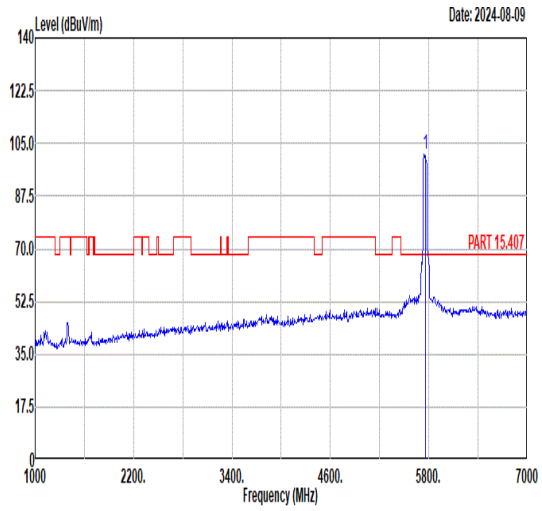
Avg	Blank	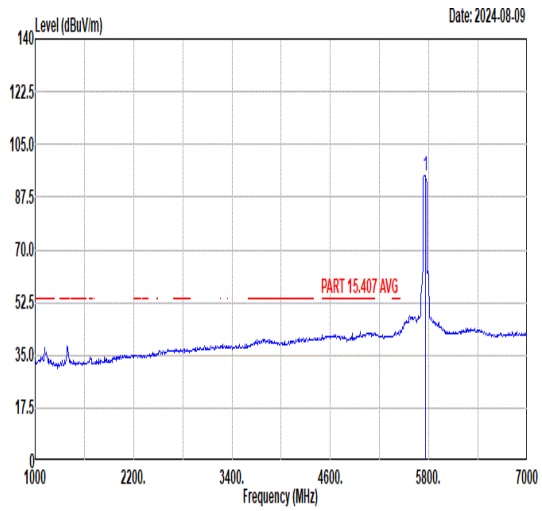

	Freq	Level	Limit Line	Margin	Read Level	Ant Factor	Cable Loss	Preamp Factor	APos	TPos	Remark
	MHz	dBuV/m	dBuV/m	dB	dBuV	dB/m	dB	dB	cm	deg	
1	5605.43	54.75	68.30	-13.55	44.06	34.96	8.23	32.50	100	160	PEAK
2	5650.07	53.17	68.35	-15.18	42.28	34.99	8.40	32.50	100	160	PEAK
3	5716.41	67.94	109.79	-41.85	56.77	35.03	8.64	32.50	100	160	PEAK
4	5721.52	68.38	114.27	-45.89	57.19	35.03	8.66	32.50	100	160	PEAK

	Freq	Level	Limit Line	Margin	Read Level	Ant Factor	Cable Loss	Preamp Factor	APos	TPos	Remark
	MHz	dBuV/m	dBuV/m	dB	dBuV	dB/m	dB	dB	cm	deg	
1	5755.00	101.43	------	------	90.16	35.04	8.73	32.50	100	160	PEAK

	Freq	Level	Limit Line	Margin	Read Level	Ant Factor	Cable Loss	Preamp Factor	APos	TPos	Remark
	MHz	dBuV/m	dBuV/m	dB	dBuV	dB/m	dB	dB	cm	deg	
1	5755.00	94.62	------	------	83.32	35.05	8.75	32.50	100	160	AVERAGE

Mode	35	
	Band Edge - R	
	U-NII-3_5.725-5.85_802.11ax HE40_CH151_5755MHz	
ANT	STBC0+1	
Pol.	Vertical	Fundamental
Peak	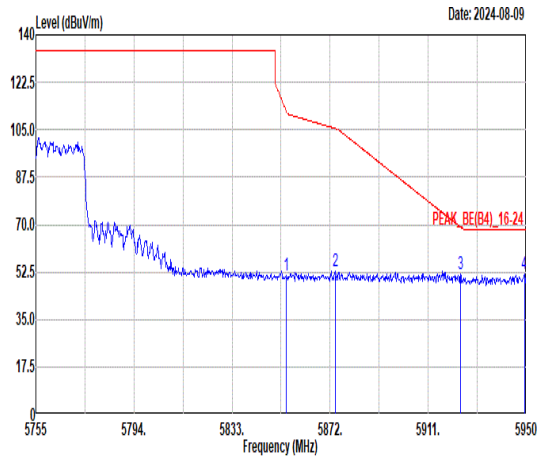 Freq Level Limit Line Margin Read Level Ant Factor Cable Loss Preamp Factor APos TPos Remark MHz dBuV/m dBuV/m dB dBuV dB/m dB dB cm deg 1 5854.65 51.07 111.61 -60.54 39.59 35.11 8.87 32.50 100 160 PEAK 2 5873.95 52.93 105.49 -52.56 41.46 35.12 8.85 32.50 100 160 PEAK 3 5923.87 51.60 69.03 -17.43 40.16 35.15 8.79 32.50 100 160 PEAK 4 5949.22 51.79 68.30 -16.51 40.36 35.17 8.76 32.50 100 160 PEAK	Blank

Mode	36	
	Band Edge - L	
	U-NII-3_5.725-5.85_802.11ax HE40_CH159_5795MHz	
ANT	STBC0+1	
Pol.	Horizontal	Fundamental
Peak	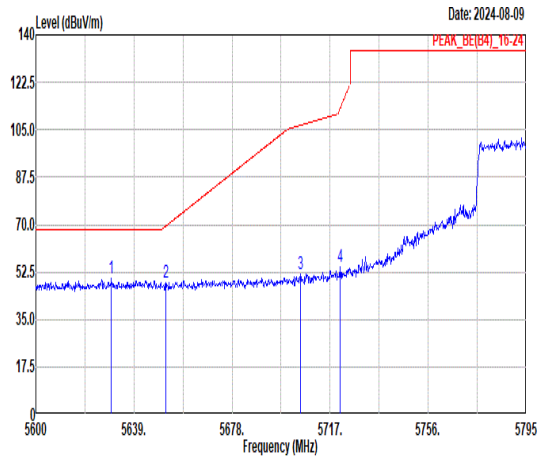	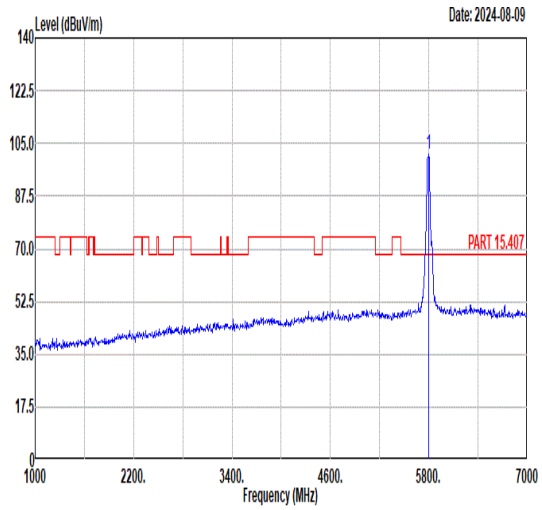
Avg	Blank	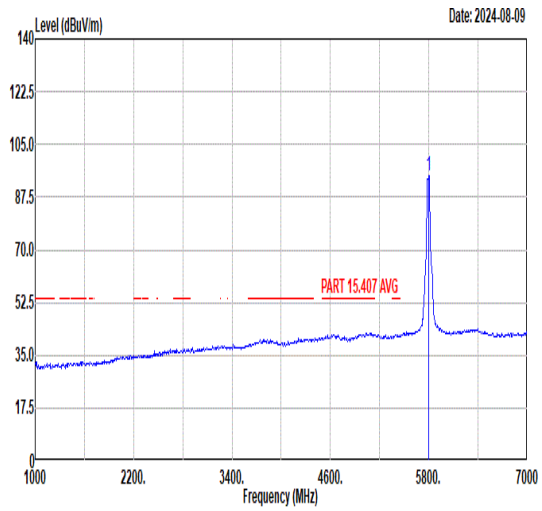

	Freq	Level	Limit Line	Margin	Read Level	Ant Factor	Cable Loss	Preamp Factor	APos	TPos	Remark
	MHz	dBuV/m	dBuV/m	dB	dBuV	dB/m	dB	dB	cm	deg	
1	5630.03	49.99	68.30	-18.31	39.19	34.98	8.32	32.50	272	336	PEAK
2	5651.68	48.41	69.54	-21.13	37.52	34.99	8.40	32.50	272	336	PEAK
3	5705.11	52.03	106.63	-54.60	40.91	35.02	8.60	32.50	272	336	PEAK
4	5720.90	54.56	112.85	-58.29	43.37	35.03	8.66	32.50	272	336	PEAK

	Freq	Level	Limit Line	Margin	Read Level	Ant Factor	Cable Loss	Preamp Factor	APos	TPos	Remark
	MHz	dBuV/m	dBuV/m	dB	dBuV	dB/m	dB	dB	cm	deg	
1	5795.00	101.52	------	------	90.00	35.08	8.94	32.50	272	336	PEAK

	Freq	Level	Limit Line	Margin	Read Level	Ant Factor	Cable Loss	Preamp Factor	APos	TPos	Remark
	MHz	dBuV/m	dBuV/m	dB	dBuV	dB/m	dB	dB	cm	deg	
1	5795.00	94.44	------	------	82.93	35.08	8.93	32.50	272	336	AVERAGE

Mode	36	
	Band Edge - R	
	U-NII-3_5.725-5.85_802.11ax HE40_CH159_5795MHz	
ANT	STBC0+1	
Pol.	Horizontal	Fundamental
Peak	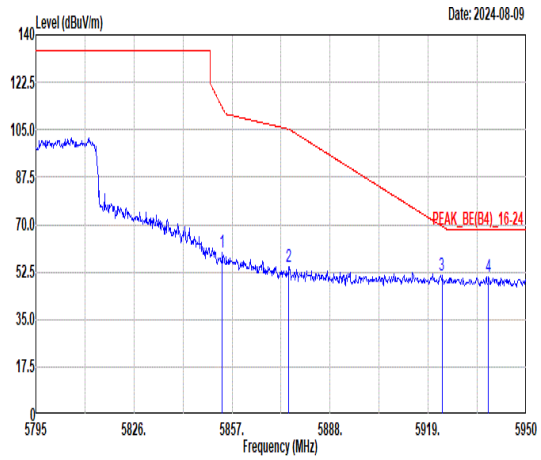	Blank

	Freq	Level	Limit Line	Margin	Read Level	Ant Factor	Cable Loss	Preamp Factor	APos	TPos	Remark
	MHz	dBuV/m	dBuV/m	dB	dBuV	dB/m	dB	dB	cm	deg	
1	5853.90	59.72	113.31	-53.59	48.24	35.11	8.87	32.50	272	336	PEAK
2	5874.98	54.53	105.21	-50.68	43.05	35.13	8.85	32.50	272	336	PEAK
3	5923.34	51.23	69.42	-18.19	39.79	35.15	8.79	32.50	272	336	PEAK
4	5938.07	50.85	68.30	-17.45	39.42	35.16	8.77	32.50	272	336	PEAK

Mode	36	
	Band Edge - L	
	U-NII-3_5.725-5.85_802.11ax HE40_CH159_5795MHz	
ANT	STBC0+1	
Pol.	Vertical	Fundamental
Peak	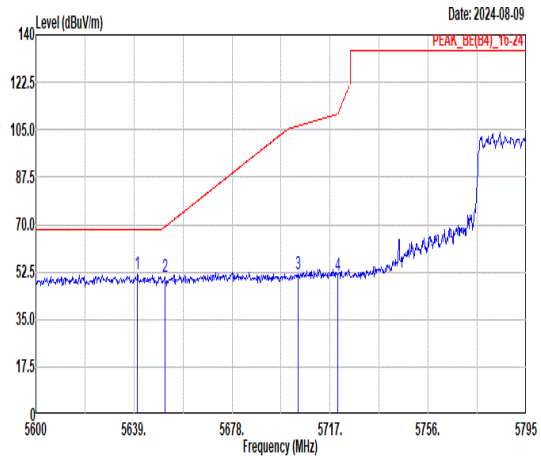	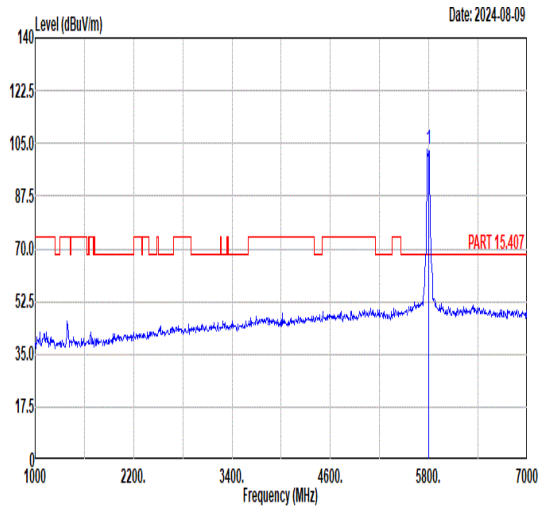
Avg	Blank	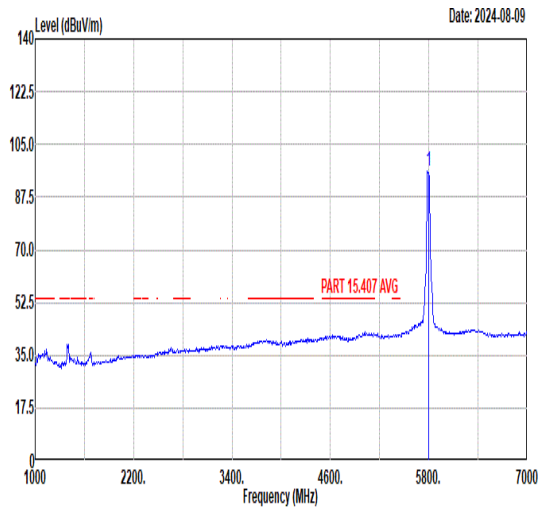

	Freq	Level	Limit Line	Margin	Read Level	Ant Factor	Cable Loss	Preamp Factor	APos	TPos	Remark
	MHz	dBuV/m	dBuV/m	dB	dBuV	dB/m	dB	dB	cm	deg	
1	5640.37	51.60	68.30	-16.70	40.76	34.98	8.36	32.50	100	157	PEAK
2	5651.29	50.57	69.25	-18.68	39.68	34.99	8.40	32.50	100	157	PEAK
3	5704.13	51.99	106.36	-54.37	40.87	35.02	8.60	32.50	100	157	PEAK
4	5720.12	51.42	111.07	-59.65	40.23	35.03	8.66	32.50	100	157	PEAK

	Freq	Level	Limit Line	Margin	Read Level	Ant Factor	Cable Loss	Preamp Factor	APos	TPos	Remark
	MHz	dBuV/m	dBuV/m	dB	dBuV	dB/m	dB	dB	cm	deg	
1	5795.00	103.25	------	------	91.80	35.07	8.88	32.50	100	157	PEAK

	Freq	Level	Limit Line	Margin	Read Level	Ant Factor	Cable Loss	Preamp Factor	APos	TPos	Remark
	MHz	dBuV/m	dBuV/m	dB	dBuV	dB/m	dB	dB	cm	deg	
1	5795.00	96.20	------	------	84.75	35.07	8.88	32.50	100	157	AVERAGE

Mode	36	
	Band Edge - R	
	U-NII-3_5.725-5.85_802.11ax HE40_CH159_5795MHz	
ANT	STBC0+1	
Pol.	Vertical	Fundamental
Peak	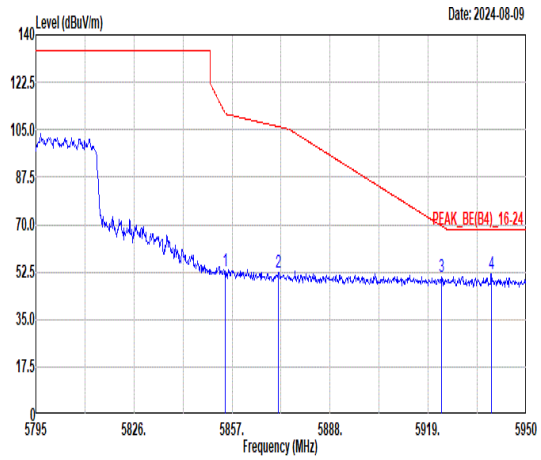 Freq Level Limit Line Margin Read Level Ant Factor Cable Loss Preamp Factor APos TPos Remark MHz dBuV/m dBuV/m dB dBuV dB/m dB dB cm deg 1 5854.83 52.87 111.19 -58.32 41.39 35.11 8.87 32.50 100 157 PEAK 2 5871.73 52.43 106.12 -53.69 40.96 35.12 8.85 32.50 100 157 PEAK 3 5923.19 50.72 69.54 -18.82 39.28 35.15 8.79 32.50 100 157 PEAK 4 5939.00 51.77 68.30 -16.53 40.34 35.16 8.77 32.50 100 157 PEAK	Blank

Mode	37	
	Band Edge - L	
	U-NII-3_5.725-5.85_802.11ax HE80_CH155_5775MHz	
ANT	STBC0+1	
Pol.	Horizontal	Fundamental
Peak	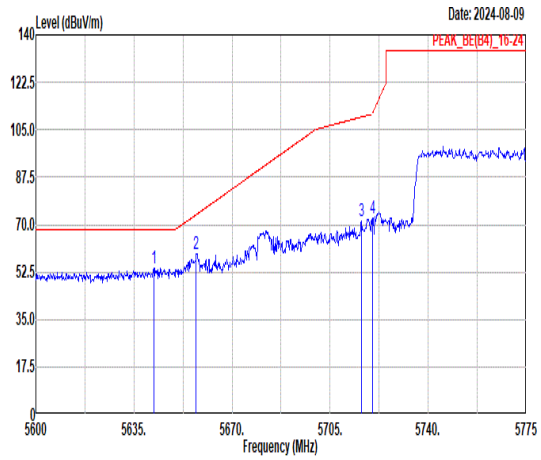	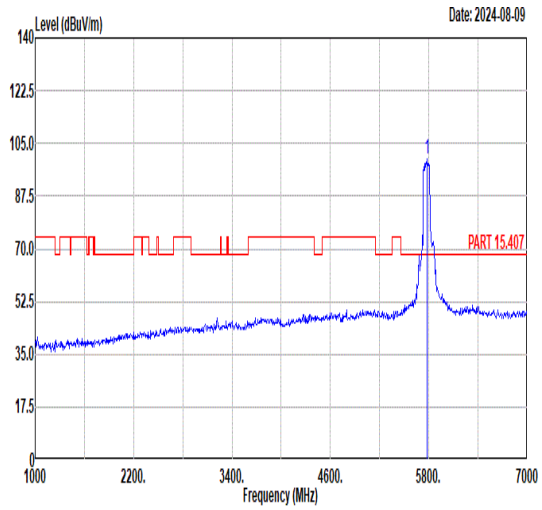
Avg	Blank	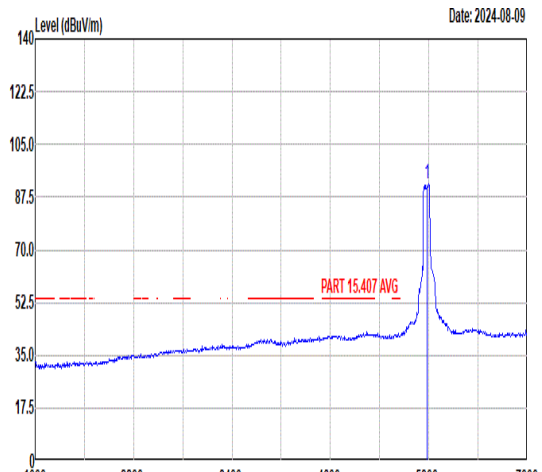

	Freq	Level	Limit Line	Margin	Read Level	Ant Factor	Cable Loss	Preamp Factor	APos	TPos	Remark
	MHz	dBuV/m	dBuV/m	dB	dBuV	dB/m	dB	dB	cm	deg	
1	5642.18	53.96	68.30	-14.34	43.11	34.98	8.37	32.50	269	332	PEAK
2	5657.23	59.40	73.65	-14.25	48.49	34.99	8.42	32.50	269	332	PEAK
3	5716.20	71.54	109.74	-38.20	60.37	35.03	8.64	32.50	269	332	PEAK
4	5720.23	72.26	111.31	-39.05	61.07	35.03	8.66	32.50	269	332	PEAK

	Freq	Level	Limit Line	Margin	Read Level	Ant Factor	Cable Loss	Preamp Factor	APos	TPos	Remark
	MHz	dBuV/m	dBuV/m	dB	dBuV	dB/m	dB	dB	cm	deg	
1	5775.00	99.71	------	------	88.29	35.06	8.86	32.50	269	332	PEAK

	Freq	Level	Limit Line	Margin	Read Level	Ant Factor	Cable Loss	Preamp Factor	APos	TPos	Remark
	MHz	dBuV/m	dBuV/m	dB	dBuV	dB/m	dB	dB	cm	deg	
1	5775.00	91.74	------	------	80.22	35.08	8.94	32.50	269	332	AVERAGE

Mode	37	
	Band Edge - R	
	U-NII-3_5.725-5.85_802.11ax HE80_CH155_5775MHz	
ANT	STBC0+1	
Pol.	Horizontal	Fundamental
Peak	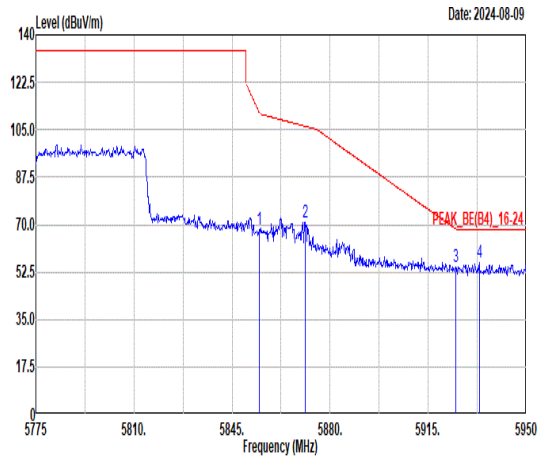	Blank

	Freq	Level	Limit Line	Margin	Read Level	Ant Factor	Cable Loss	Preamp Factor	APos	TPos	Remark
	MHz	dBuV/m	dBuV/m	dB	dBuV	dB/m	dB	dB	cm	deg	
1	5854.80	68.02	111.26	-43.24	56.54	35.11	8.87	32.50	269	332	PEAK
2	5871.08	71.00	106.30	-35.30	59.53	35.12	8.85	32.50	269	332	PEAK
3	5924.98	54.53	68.22	-13.69	43.08	35.16	8.79	32.50	269	332	PEAK
4	5933.20	55.99	68.30	-12.31	44.55	35.16	8.78	32.50	269	332	PEAK

Mode	37	
	Band Edge - L	
	U-NII-3_5.725-5.85_802.11ax HE80_CH155_5775MHz	
ANT	STBC0+1	
Pol.	Vertical	Fundamental
Peak	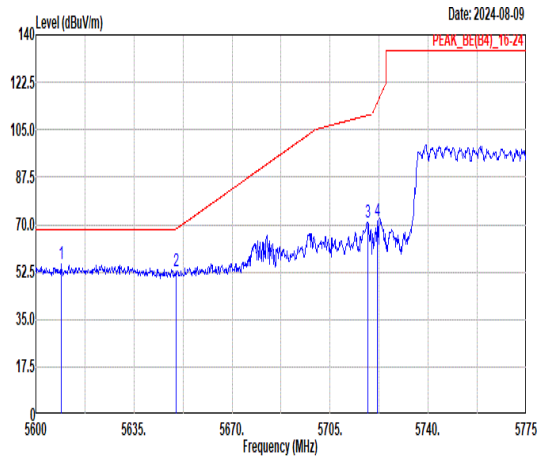	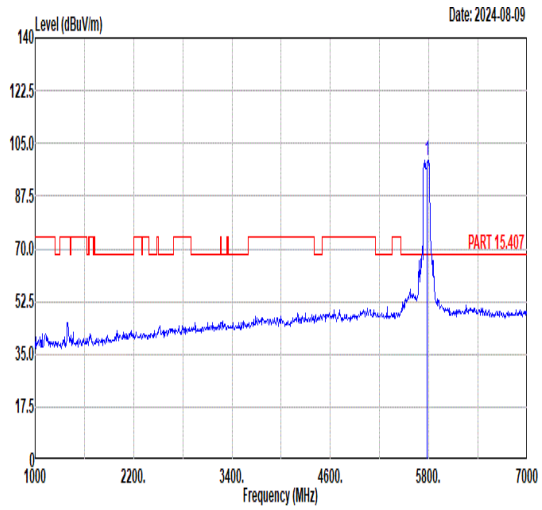
Avg	Blank	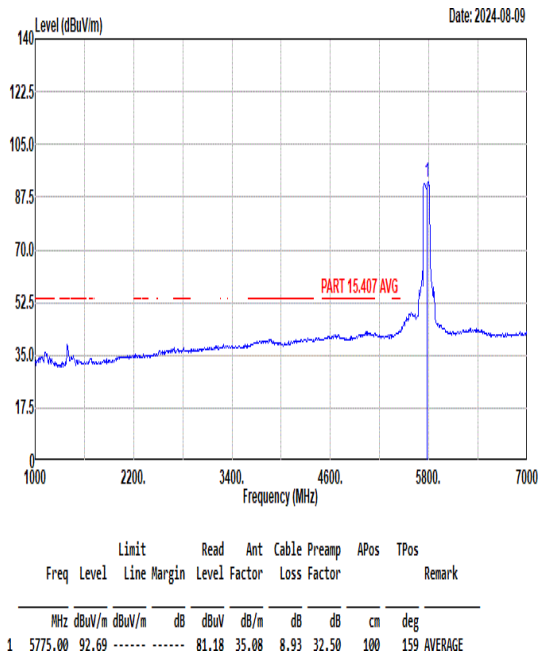

	Freq	Level	Limit Line	Margin	Read Level	Ant Factor	Cable Loss	Preamp Factor	APos	TPos	Remark
	MHz	dBuV/m	dBuV/m	dB	dBuV	dB/m	dB	dB	cm	deg	
1	5608.93	55.33	68.30	-12.97	44.62	34.96	8.25	32.50	100	159	PEAK
2	5650.05	52.93	68.34	-15.41	42.04	34.99	8.40	32.50	100	159	PEAK
3	5718.48	70.95	110.37	-39.42	59.77	35.03	8.65	32.50	100	159	PEAK
4	5721.98	71.49	115.30	-43.81	60.30	35.03	8.66	32.50	100	159	PEAK

	Freq	Level	Limit Line	Margin	Read Level	Ant Factor	Cable Loss	Preamp Factor	APos	TPos	Remark
	MHz	dBuV/m	dBuV/m	dB	dBuV	dB/m	dB	dB	cm	deg	
1	5775.00	99.42	------	------	88.12	35.05	8.75	32.50	100	159	PEAK

	Freq	Level	Limit Line	Margin	Read Level	Ant Factor	Cable Loss	Preamp Factor	APos	TPos	Remark
	MHz	dBuV/m	dBuV/m	dB	dBuV	dB/m	dB	dB	cm	deg	
1	5775.00	92.69	------	------	81.18	35.08	8.93	32.50	100	159	AVERAGE

Mode	37	
	Band Edge - R	
	U-NII-3_5.725-5.85_802.11ax HE80_CH155_5775MHz	
ANT	STBC0+1	
Pol.	Vertical	Fundamental
Peak	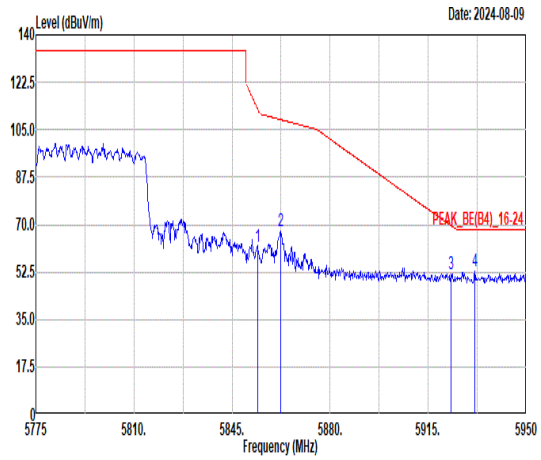	Blank

	Freq	Level	Limit Line	Margin	Read Level	Ant Factor	Cable Loss	Preamp Factor	APos	TPos	Remark
	MHz	dBuV/m	dBuV/m	dB	dBuV	dB/m	dB	dB	cm	deg	
1	5854.28	62.07	112.45	-50.38	50.59	35.11	8.87	32.50	100	159	PEAK
2	5862.33	67.39	108.75	-41.36	55.91	35.12	8.86	32.50	100	159	PEAK
3	5923.23	51.85	69.51	-17.66	40.41	35.15	8.79	32.50	100	159	PEAK
4	5931.63	52.68	68.30	-15.62	41.24	35.16	8.78	32.50	100	159	PEAK

Mode	37	
	Harmonic	
	U-NII-3_5.725-5.85_802.11ax HE80_CH155_5775MHz	
ANT	STBC0+1	
Pol.	Horizontal	Vertical
Peak Avg	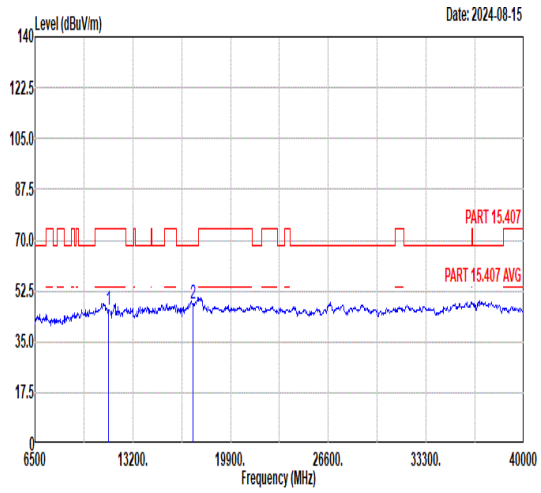 Freq Level Limit Line Margin Read Level Ant Factor Cable Loss Preamp Factor APos TPos Remark MHz dBuV/m dBuV/m dB dBuV dB/m dB dB cm deg 1 11550.00 45.77 74.00 -28.23 59.38 37.84 11.48 62.93 -- -- Peak 2 17325.00 47.98 68.30 -20.32 59.74 40.41 13.19 65.36 -- -- Peak	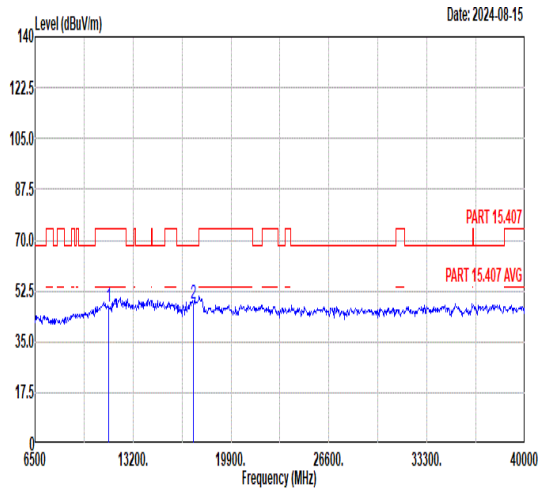 Freq Level Limit Line Margin Read Level Ant Factor Cable Loss Preamp Factor APos TPos Remark MHz dBuV/m dBuV/m dB dBuV dB/m dB dB cm deg 1 11550.00 46.94 74.00 -27.06 60.55 37.84 11.48 62.93 -- -- Peak 2 17325.00 47.89 68.30 -20.41 59.65 40.41 13.19 65.36 -- -- Peak

Mode	38	
	Band Edge	
	U-NII-1_5.15-5.25_802.11ax HE20_CH36_Partial RU52-37_5180MHz	
ANT	STBC0+1	
Pol.	Horizontal	Fundamental

Peak

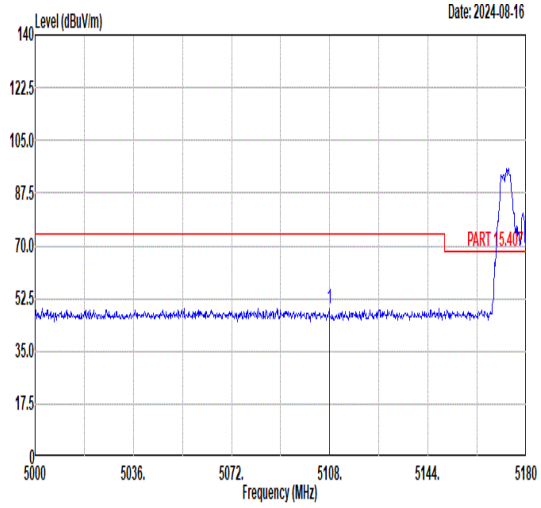

	Freq	Level	Limit Line	Margin	Read Level	Ant Factor	Cable Loss	Preamp Factor	APos	TPos	Remark
	MHz	dBuV/m	dBuV/m	dB	dBuV	dB/m	dB	dB	cm	deg	
1	5107.82	49.32	74.00	-24.68	39.50	34.59	7.89	32.66	200	349	PEAK

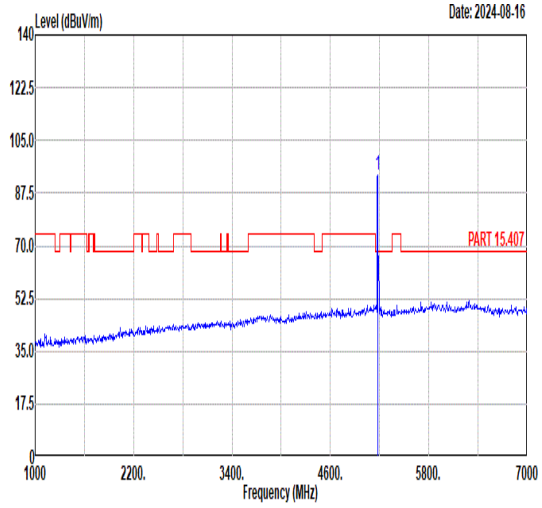

	Freq	Level	Limit Line	Margin	Read Level	Ant Factor	Cable Loss	Preamp Factor	APos	TPos	Remark
	MHz	dBuV/m	dBuV/m	dB	dBuV	dB/m	dB	dB	cm	deg	
1	5180.00	93.53	------	------	83.58	34.64	7.94	32.63	200	349	PEAK

Avg

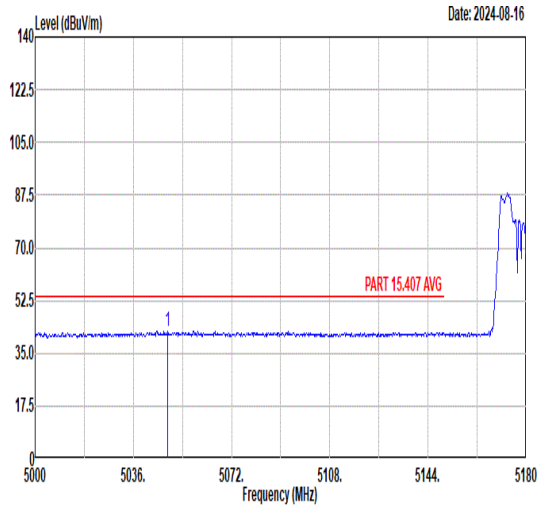

	Freq	Level	Limit Line	Margin	Read Level	Ant Factor	Cable Loss	Preamp Factor	APos	TPos	Remark
	MHz	dBuV/m	dBuV/m	dB	dBuV	dB/m	dB	dB	cm	deg	
1	5048.60	42.44	54.00	-11.56	32.73	34.54	7.85	32.68	200	349	AVERAGE

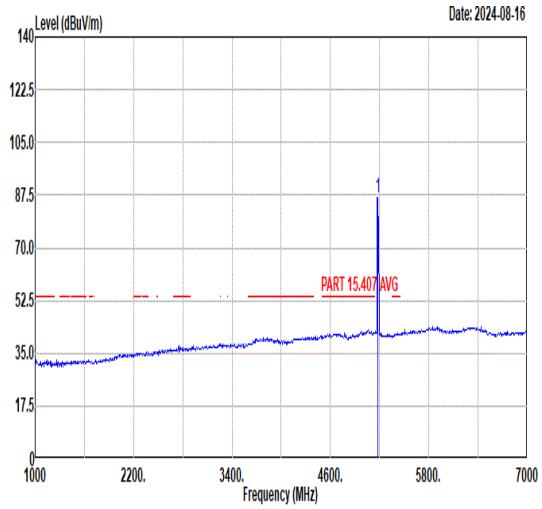

	Freq	Level	Limit Line	Margin	Read Level	Ant Factor	Cable Loss	Preamp Factor	APos	TPos	Remark
	MHz	dBuV/m	dBuV/m	dB	dBuV	dB/m	dB	dB	cm	deg	
1	5180.00	86.83	------	------	76.88	34.64	7.94	32.63	200	349	AVERAGE

Mode	38	
	Band Edge	
	U-NII-1_5.15-5.25_802.11ax HE20_CH36_Partial RU52-37_5180MHz	
ANT	STBC0+1	
Pol.	Vertical	Fundamental
Peak	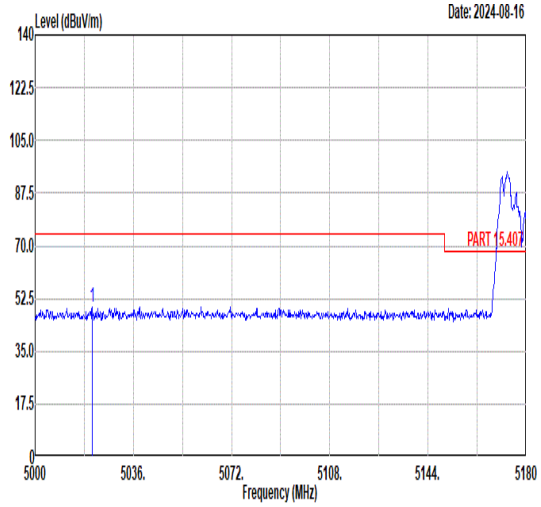	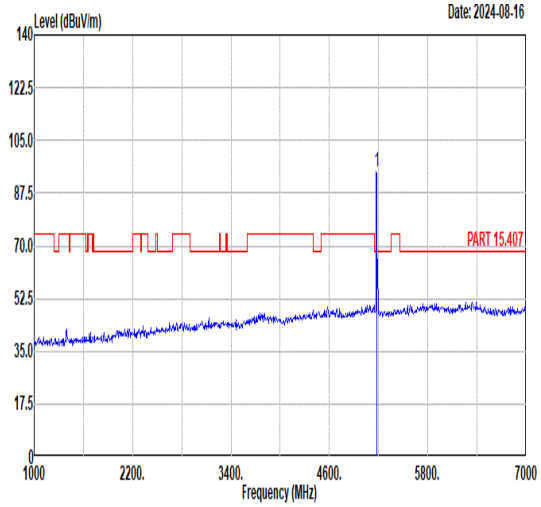
Avg	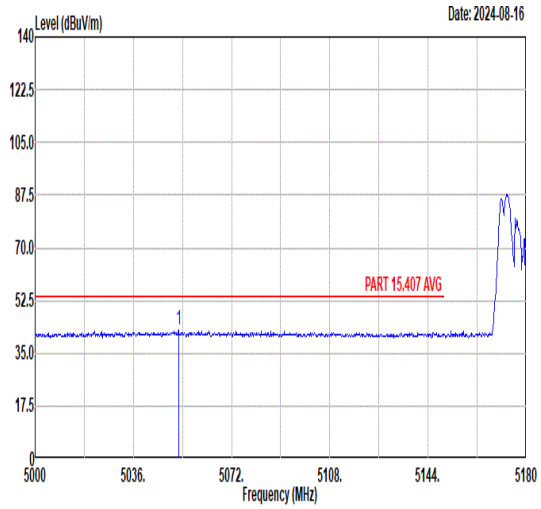	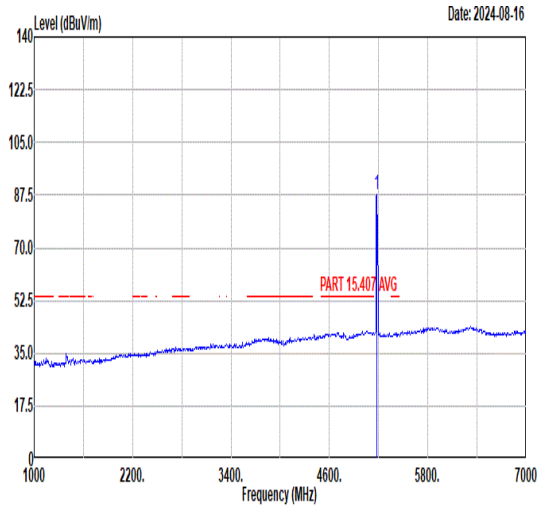

	Freq	Level	Limit Line	Margin	Read Level	Ant Factor	Cable Loss	Preamp Factor	APos	TPos	Remark
	MHz	dBuV/m	dBuV/m	dB	dBuV	dB/m	dB	dB	cm	deg	
1	5020.88	49.57	74.00	-24.43	39.91	34.52	7.83	32.69	400	335	PEAK

	Freq	Level	Limit Line	Margin	Read Level	Ant Factor	Cable Loss	Preamp Factor	APos	TPos	Remark
	MHz	dBuV/m	dBuV/m	dB	dBuV	dB/m	dB	dB	cm	deg	
1	5180.00	94.47	------	------	84.53	34.64	7.93	32.63	400	335	PEAK

	Freq	Level	Limit Line	Margin	Read Level	Ant Factor	Cable Loss	Preamp Factor	APos	TPos	Remark
	MHz	dBuV/m	dBuV/m	dB	dBuV	dB/m	dB	dB	cm	deg	
1	5052.56	42.58	54.00	-11.42	32.86	34.55	7.85	32.68	400	335	AVERAGE

	Freq	Level	Limit Line	Margin	Read Level	Ant Factor	Cable Loss	Preamp Factor	APos	TPos	Remark
	MHz	dBuV/m	dBuV/m	dB	dBuV	dB/m	dB	dB	cm	deg	
1	5180.00	87.62	------	------	77.67	34.64	7.94	32.63	400	335	AVERAGE

Mode	39	
	Band Edge	
	U-NII-2A_5.25-5.35_802.11ax HE20_CH64_Partial RU26-8_5320MHz	
ANT	STBC0+1	
Pol.	Horizontal	Fundamental

Peak

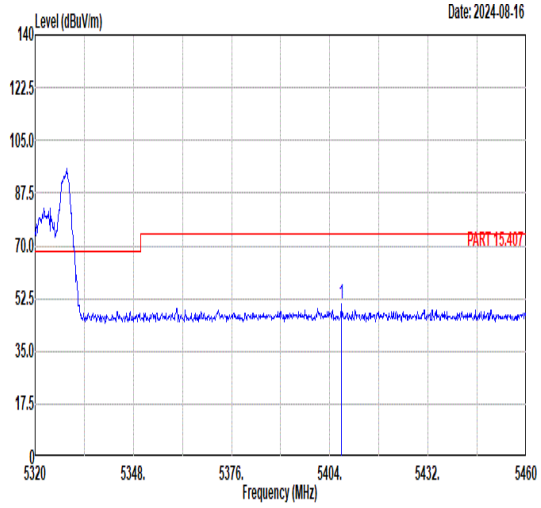

	Freq	Level	Limit Line	Margin	Read Level	Ant Factor	Cable Loss	Preamp Factor	APos	TPos	Remark
	MHz	dBuV/m	dBuV/m	dB	dBuV	dB/m	dB	dB	cm	deg	
1	5407.36	50.49	74.00	-23.51	39.72	34.82	8.48	32.53	300	140	PEAK

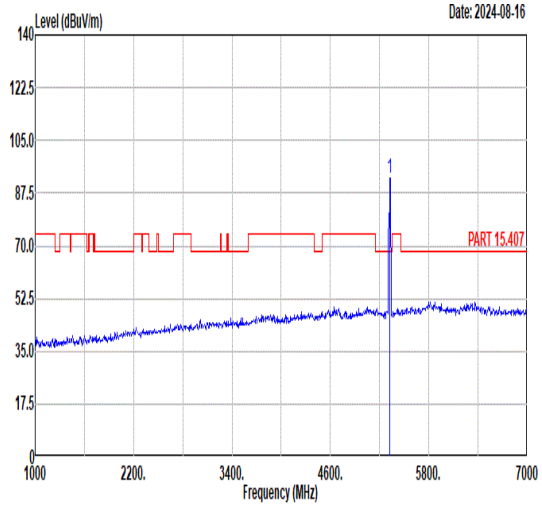

	Freq	Level	Limit Line	Margin	Read Level	Ant Factor	Cable Loss	Preamp Factor	APos	TPos	Remark
	MHz	dBuV/m	dBuV/m	dB	dBuV	dB/m	dB	dB	cm	deg	
1	5320.00	92.55	------	------	82.10	34.76	8.26	32.57	300	140	PEAK

Avg

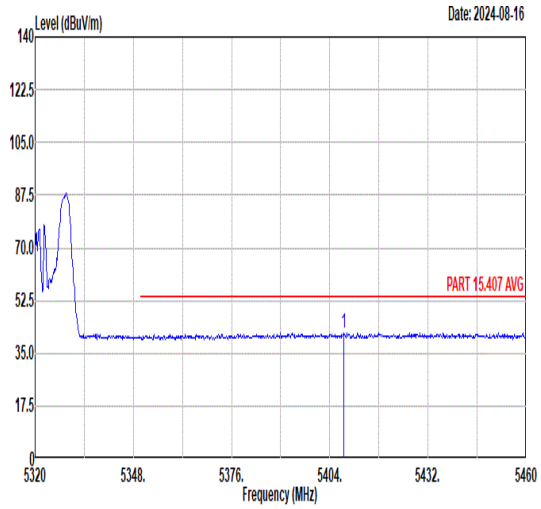

	Freq	Level	Limit Line	Margin	Read Level	Ant Factor	Cable Loss	Preamp Factor	APos	TPos	Remark
	MHz	dBuV/m	dBuV/m	dB	dBuV	dB/m	dB	dB	cm	deg	
1	5407.92	41.82	54.00	-12.18	31.05	34.82	8.48	32.53	300	140	AVERAGE

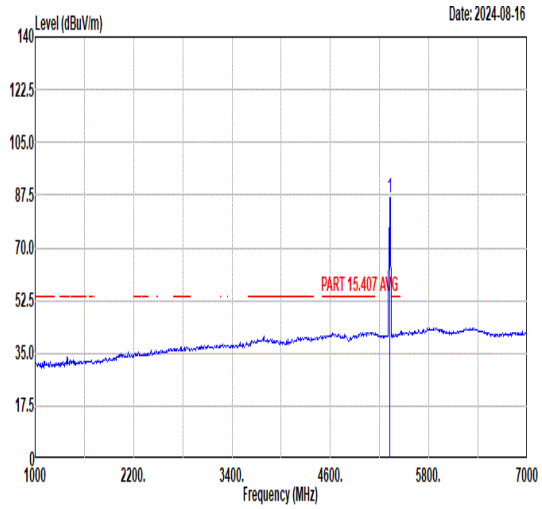

	Freq	Level	Limit Line	Margin	Read Level	Ant Factor	Cable Loss	Preamp Factor	APos	TPos	Remark
	MHz	dBuV/m	dBuV/m	dB	dBuV	dB/m	dB	dB	cm	deg	
1	5320.00	86.84	------	------	76.36	34.76	8.28	32.56	300	140	AVERAGE

Mode	39	
	Band Edge	
	U-NII-2A_5.25-5.35_802.11ax HE20_CH64_Partial RU26-8_5320MHz	
ANT	STBC0+1	
Pol.	Vertical	Fundamental

Peak

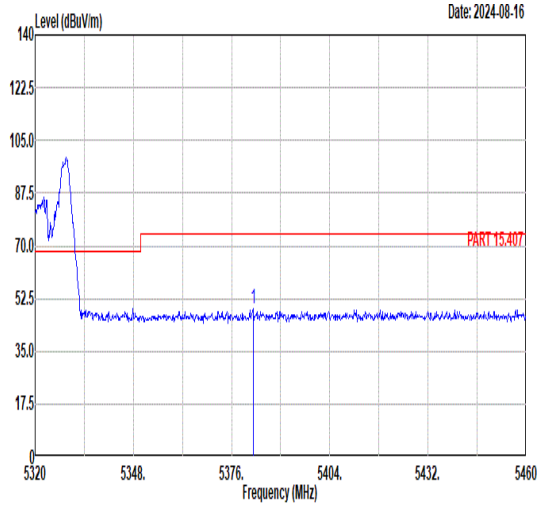

	Freq	Level	Limit Line	Margin	Read Level	Ant Factor	Cable Loss	Preamp Factor	APos	TPos	Remark
	MHz	dBuV/m	dBuV/m	dB	dBuV	dB/m	dB	dB	cm	deg	
1	5382.16	48.96	74.00	-25.04	38.29	34.80	8.41	32.54	300	221	PEAK

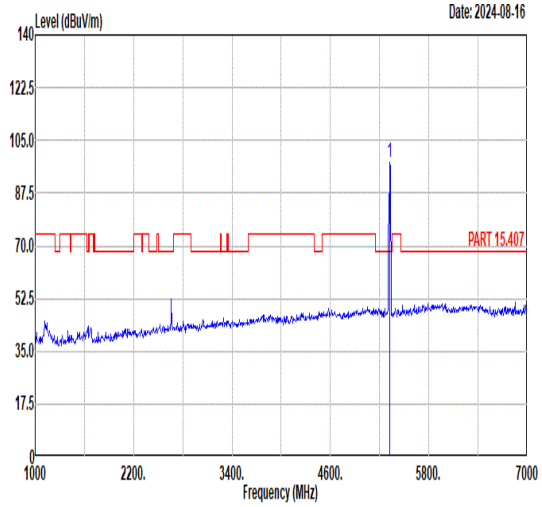

	Freq	Level	Limit Line	Margin	Read Level	Ant Factor	Cable Loss	Preamp Factor	APos	TPos	Remark
	MHz	dBuV/m	dBuV/m	dB	dBuV	dB/m	dB	dB	cm	deg	
1	5320.00	97.57	------	------	87.12	34.76	8.26	32.57	300	221	PEAK

Avg

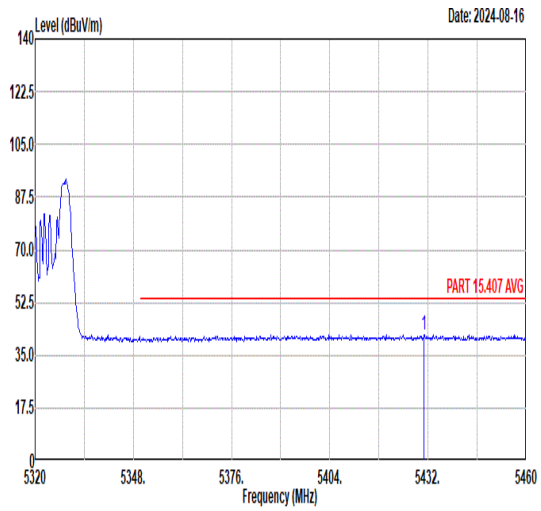

	Freq	Level	Limit Line	Margin	Read Level	Ant Factor	Cable Loss	Preamp Factor	APos	TPos	Remark
	MHz	dBuV/m	dBuV/m	dB	dBuV	dB/m	dB	dB	cm	deg	
1	5430.88	41.96	54.00	-12.04	31.19	34.84	8.45	32.52	300	221	AVERAGE

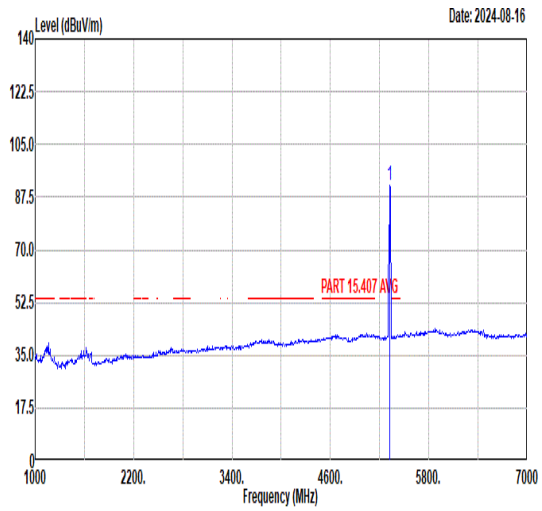

	Freq	Level	Limit Line	Margin	Read Level	Ant Factor	Cable Loss	Preamp Factor	APos	TPos	Remark
	MHz	dBuV/m	dBuV/m	dB	dBuV	dB/m	dB	dB	cm	deg	
1	5320.00	91.35	------	------	80.90	34.76	8.26	32.57	300	221	AVERAGE

<table>
<tr><td rowspan="3">Mode</td><td colspan="2">40</td></tr>
<tr><td colspan="2">Band Edge</td></tr>
<tr><td colspan="2">U-NII-2C_5.47-5.725_802.11ax HE20_CH100_Partial RU26-0_5500MHz</td></tr>
<tr><td>ANT</td><td colspan="2">STBC0+1</td></tr>
<tr><td>Pol.</td><td>Horizontal</td><td>Fundamental</td></tr>
<tr><td>Peak</td><td> 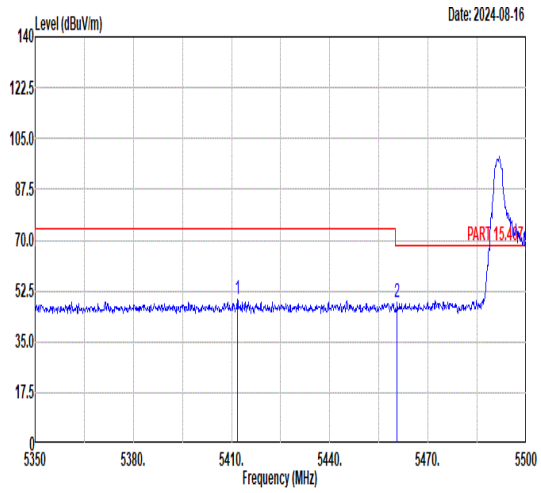

	Freq	Level	Limit Line	Margin	Read Level	Ant Factor	Cable Loss	Preamp Factor	APos	TPos	Remark
	MHz	dBuV/m	dBuV/m	dB	dBuV	dB/m	dB	dB	cm	deg	
1	5411.80	49.49	74.00	-24.51	38.72	34.83	8.47	32.53	360	285	PEAK
2	5460.55	48.52	68.30	-19.78	37.75	34.87	8.41	32.51	360	285	PEAK

</td><td> 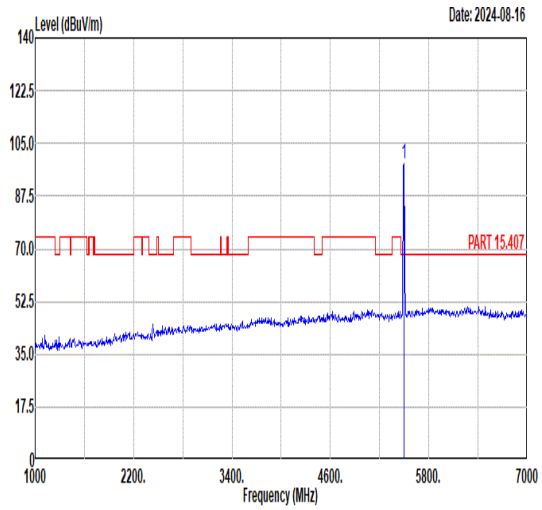

	Freq	Level	Limit Line	Margin	Read Level	Ant Factor	Cable Loss	Preamp Factor	APos	TPos	Remark
	MHz	dBuV/m	dBuV/m	dB	dBuV	dB/m	dB	dB	cm	deg	
1	5500.00	98.00	------	------	87.25	34.89	8.36	32.50	360	285	PEAK

</td></tr>
<tr><td>Avg</td><td> 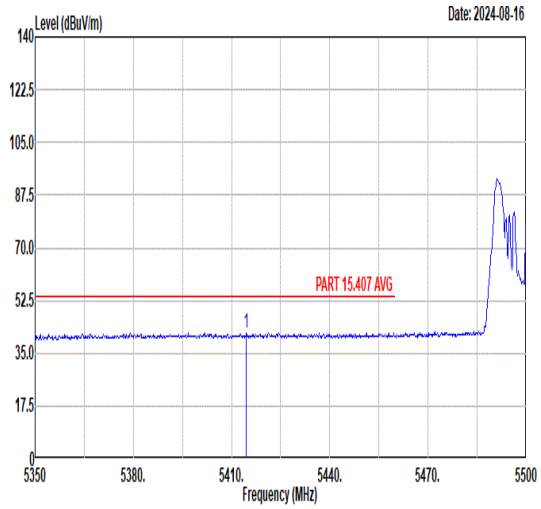

	Freq	Level	Limit Line	Margin	Read Level	Ant Factor	Cable Loss	Preamp Factor	APos	TPos	Remark
	MHz	dBuV/m	dBuV/m	dB	dBuV	dB/m	dB	dB	cm	deg	
1	5414.50	41.84	54.00	-12.16	31.07	34.83	8.47	32.53	360	285	AVERAGE

</td><td>Blank</td></tr>
</table>

Mode	40	
	Band Edge	
	U-NII-2C_5.47-5.725_802.11ax HE20_CH100_Partial RU26-0_5500MHz	
ANT	STBC0+1	
Pol.	Vertical	Fundamental

Peak

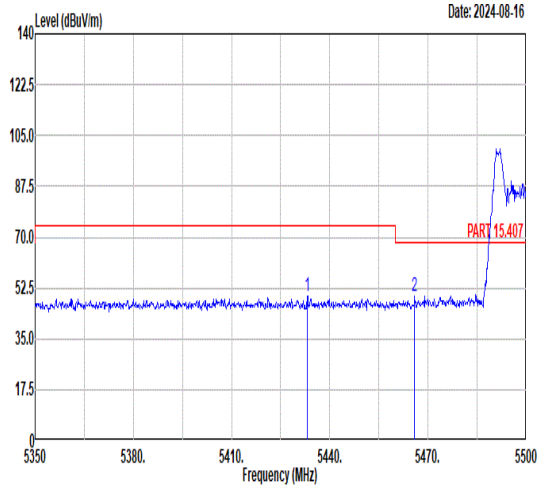

	Freq	Level	Limit Line	Margin	Read Level	Ant Factor	Cable Loss	Preamp Factor	APos	TPos	Remark
	MHz	dBuV/m	dBuV/m	dB	dBuV	dB/m	dB	dB	cm	deg	
1	5433.10	49.51	74.00	-24.49	38.74	34.84	8.45	32.52	314	209	PEAK
2	5465.95	49.49	68.30	-18.81	38.73	34.87	8.40	32.51	314	209	PEAK

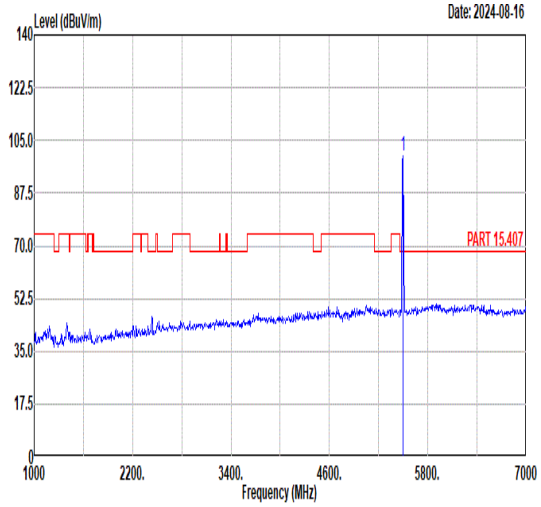

	Freq	Level	Limit Line	Margin	Read Level	Ant Factor	Cable Loss	Preamp Factor	APos	TPos	Remark
	MHz	dBuV/m	dBuV/m	dB	dBuV	dB/m	dB	dB	cm	deg	
1	5500.00	99.82	------	------	89.07	34.89	8.36	32.50	314	209	PEAK

Avg

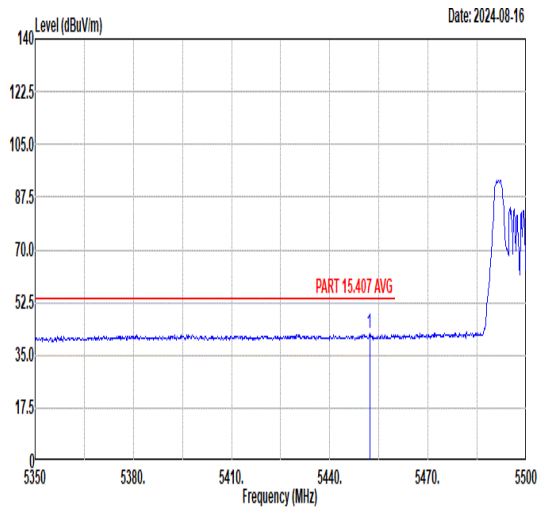

	Freq	Level	Limit Line	Margin	Read Level	Ant Factor	Cable Loss	Preamp Factor	APos	TPos	Remark
	MHz	dBuV/m	dBuV/m	dB	dBuV	dB/m	dB	dB	cm	deg	
1	5452.15	42.30	54.00	-11.70	31.53	34.86	8.42	32.51	314	209	AVERAGE

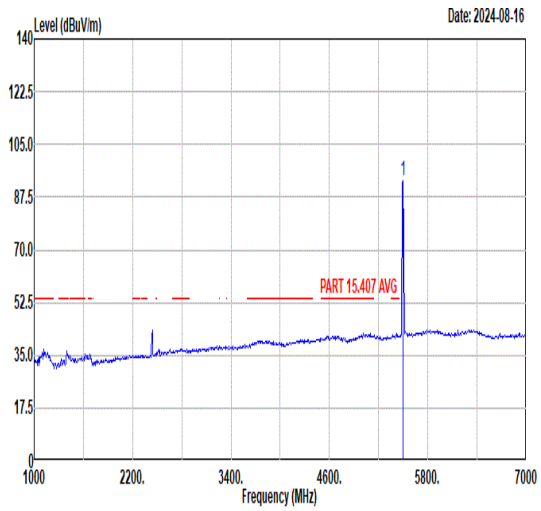

	Freq	Level	Limit Line	Margin	Read Level	Ant Factor	Cable Loss	Preamp Factor	APos	TPos	Remark
	MHz	dBuV/m	dBuV/m	dB	dBuV	dB/m	dB	dB	cm	deg	
1	5500.00	92.77	------	------	82.02	34.89	8.36	32.50	314	209	AVERAGE

Mode	41	
	Band Edge	
	U-NII-2C_5.47-5.725_802.11ax HE20_CH140_Partial RU26-8_5700MHz	
ANT	STBC0+1	
Pol.	Horizontal	Fundamental
Peak	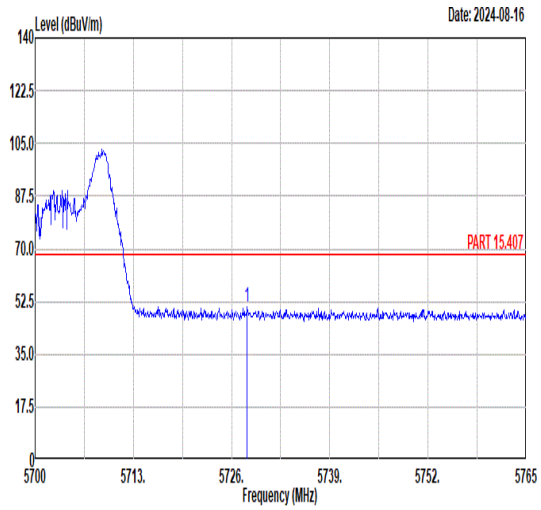 Freq Level Limit Line Margin Read Level Ant Factor Cable Loss Preamp Factor APos TPos Remark MHz dBuV/m dBuV/m dB dBuV dB/m dB dB cm deg 1 5728.08 50.71 68.30 -17.59 39.48 35.04 8.69 32.50 361 246 PEAK	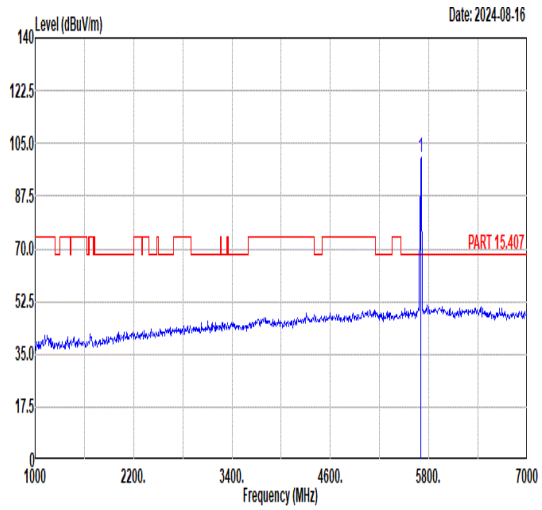 Freq Level Limit Line Margin Read Level Ant Factor Cable Loss Preamp Factor APos TPos Remark MHz dBuV/m dBuV/m dB dBuV dB/m dB dB cm deg 1 5700.00 100.50 ------ ------ 89.36 35.02 8.62 32.50 361 246 PEAK
Avg	Blank	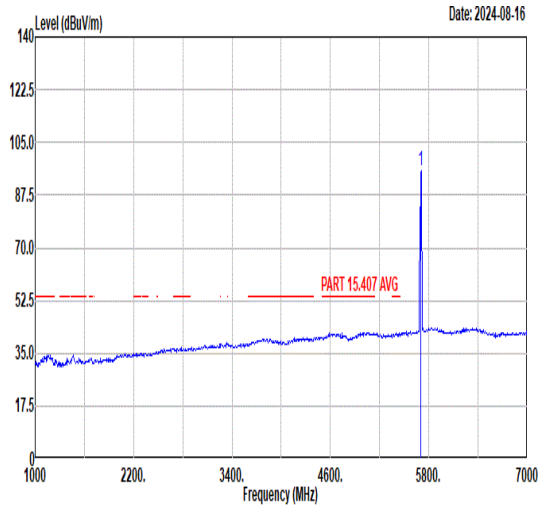 Freq Level Limit Line Margin Read Level Ant Factor Cable Loss Preamp Factor APos TPos Remark MHz dBuV/m dBuV/m dB dBuV dB/m dB dB cm deg 1 5700.00 95.42 ------ ------ 84.28 35.02 8.62 32.50 361 246 AVERAGE

Mode	41	
	Band Edge	
	U-NII-2C_5.47-5.725_802.11ax HE20_CH140_Partial RU26-8_5700MHz	
ANT	STBC0+1	
Pol.	Vertical	Fundamental
Peak	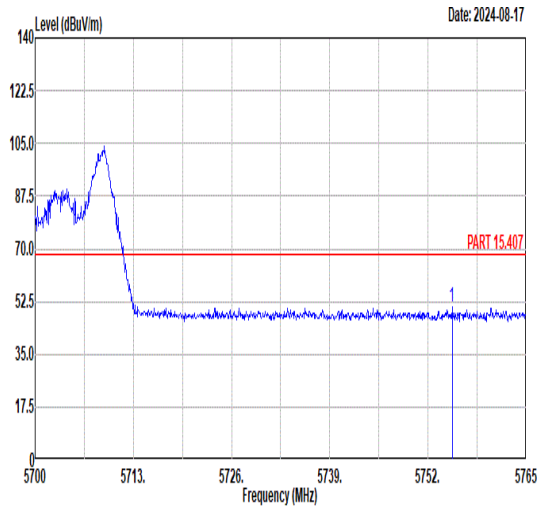 Freq Level Limit Line Margin Read Level Ant Factor Cable Loss Preamp Factor APos TPos Remark MHz dBuV/m dBuV/m dB dBuV dB/m dB dB cm deg 1 5755.19 50.74 68.30 -17.56 39.40 35.05 8.79 32.50 397 234 PEAK	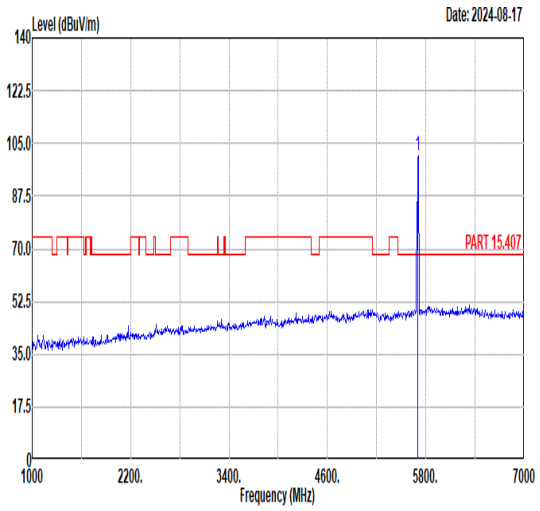 Freq Level Limit Line Margin Read Level Ant Factor Cable Loss Preamp Factor APos TPos Remark MHz dBuV/m dBuV/m dB dBuV dB/m dB dB cm deg 1 5700.00 100.66 ------ ------ 89.52 35.02 8.62 32.50 397 234 PEAK
Avg	Blank	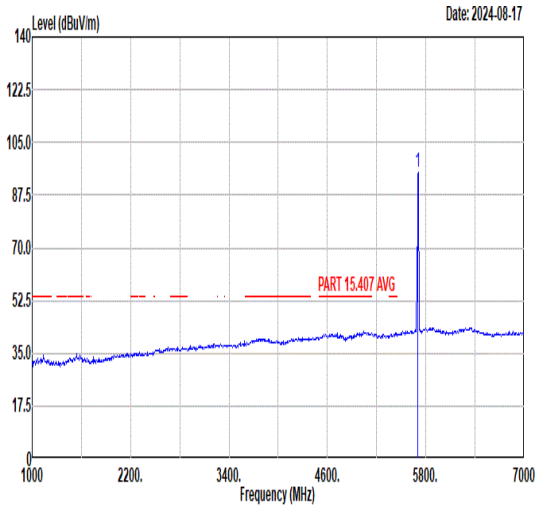 Freq Level Limit Line Margin Read Level Ant Factor Cable Loss Preamp Factor APos TPos Remark MHz dBuV/m dBuV/m dB dBuV dB/m dB dB cm deg 1 5700.00 95.03 ------ ------ 83.89 35.02 8.62 32.50 397 234 AVERAGE

Mode	42	
	Band Edge	
	U-NII-3_5.725-5.85_802.11ax HE20_CH149_Partial RU52-37_5745MHz	
ANT	STBC0+1	
Pol.	Horizontal	Fundamental
Peak	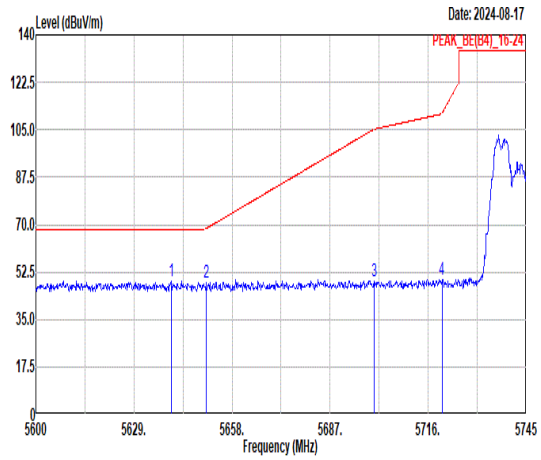	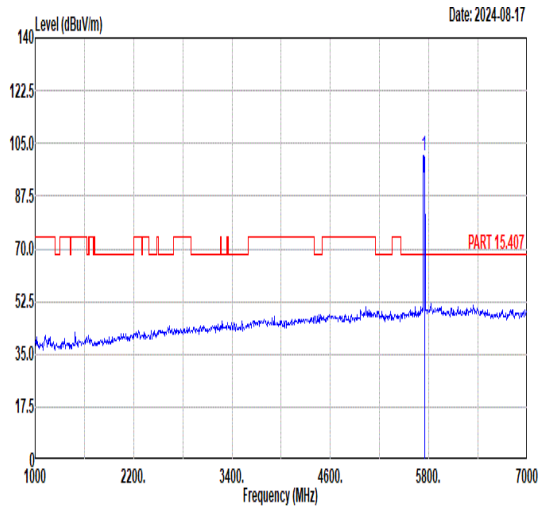
Avg	Blank	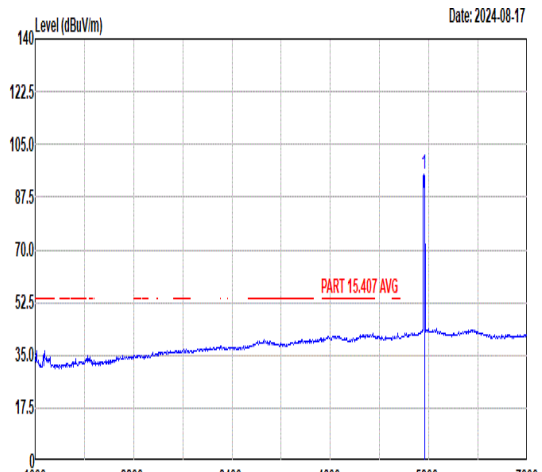

	Freq	Level	Limit Line	Margin	Read Level	Ant Factor	Cable Loss	Preamp Factor	APos	TPos	Remark
	MHz	dBuV/m	dBuV/m	dB	dBuV	dB/m	dB	dB	cm	deg	
1	5640.02	49.25	68.30	-19.05	38.41	34.98	8.36	32.50	291	243	PEAK
2	5650.32	48.49	68.53	-20.04	37.60	34.99	8.40	32.50	291	243	PEAK
3	5700.05	49.25	105.21	-55.96	38.15	35.02	8.58	32.50	291	243	PEAK
4	5720.06	49.54	110.94	-61.40	38.35	35.03	8.66	32.50	291	243	PEAK

	Freq	Level	Limit Line	Margin	Read Level	Ant Factor	Cable Loss	Preamp Factor	APos	TPos	Remark
	MHz	dBuV/m	dBuV/m	dB	dBuV	dB/m	dB	dB	cm	deg	
1	5745.00	101.14	------	------	89.87	35.04	8.73	32.50	291	243	PEAK

	Freq	Level	Limit Line	Margin	Read Level	Ant Factor	Cable Loss	Preamp Factor	APos	TPos	Remark
	MHz	dBuV/m	dBuV/m	dB	dBuV	dB/m	dB	dB	cm	deg	
1	5745.00	95.20	------	------	83.93	35.04	8.73	32.50	291	243	AVERAGE

Mode	42	
	Band Edge	
	U-NII-3_5.725-5.85_802.11ax HE20_CH149_Partial RU52-37_5745MHz	
ANT	STBC0+1	
Pol.	Vertical	Fundamental
Peak	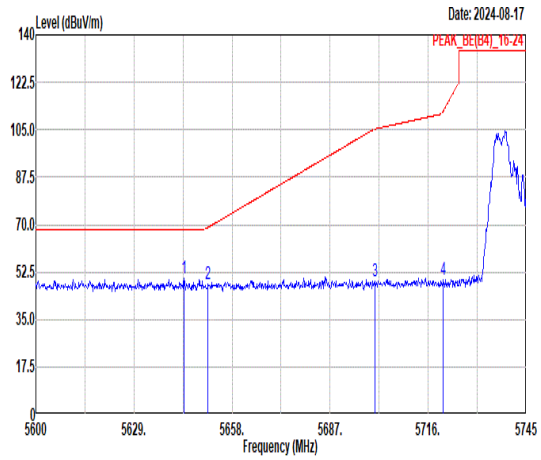 Freq Level Limit Line Margin Read Level Ant Factor Cable Loss Preamp Factor APos TPos Remark MHz dBuV/m dBuV/m dB dBuV dB/m dB dB cm deg 1 5643.79 50.13 68.30 -18.17 39.28 34.98 8.37 32.50 376 209 PEAK 2 5650.90 47.98 68.96 -20.98 37.09 34.99 8.40 32.50 376 209 PEAK 3 5700.34 48.89 105.30 -56.41 37.79 35.02 8.58 32.50 376 209 PEAK 4 5720.50 49.45 111.93 -62.48 38.26 35.03 8.66 32.50 376 209 PEAK	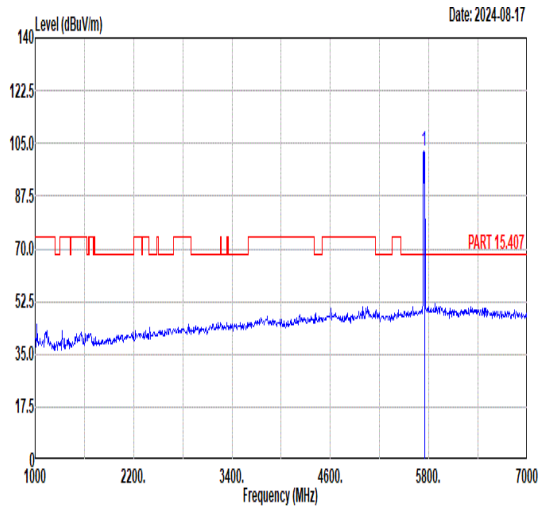 Freq Level Limit Line Margin Read Level Ant Factor Cable Loss Preamp Factor APos TPos Remark MHz dBuV/m dBuV/m dB dBuV dB/m dB dB cm deg 1 5745.00 102.26 ------ ------ 90.99 35.04 8.73 32.50 376 209 PEAK
Avg	Blank	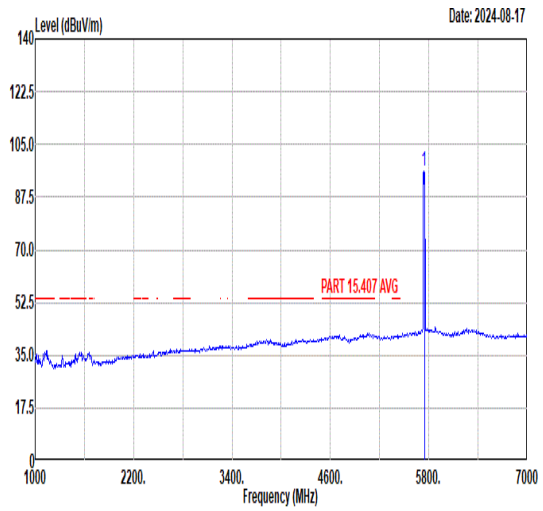 Freq Level Limit Line Margin Read Level Ant Factor Cable Loss Preamp Factor APos TPos Remark MHz dBuV/m dBuV/m dB dBuV dB/m dB dB cm deg 1 5745.00 95.96 ------ ------ 84.69 35.04 8.73 32.50 376 209 AVERAGE

Mode	43	
	Band Edge	
	U-NII-3_5.725-5.85_802.11ax HE20_CH165_Partial RU26-8_5825MHz	
ANT	STBC0+1	
Pol.	Horizontal	Fundamental

Peak

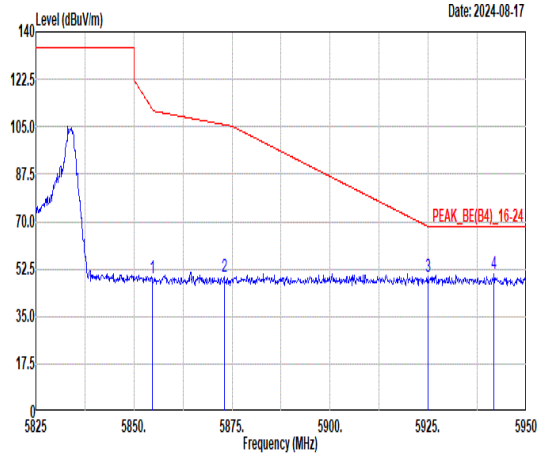

	Freq	Level	Limit Line	Margin	Read Level	Ant Factor	Cable Loss	Preamp Factor	APos	TPos	Remark
	MHz	dBuV/m	dBuV/m	dB	dBuV	dB/m	dB	dB	cm	deg	
1	5854.63	49.23	111.65	-62.42	37.75	35.11	8.87	32.50	315	239	PEAK
2	5873.00	49.82	105.76	-55.94	38.35	35.12	8.85	32.50	315	239	PEAK
3	5924.88	49.90	68.29	-18.39	38.45	35.16	8.79	32.50	315	239	PEAK
4	5941.75	50.82	68.30	-17.48	39.38	35.17	8.77	32.50	315	239	PEAK

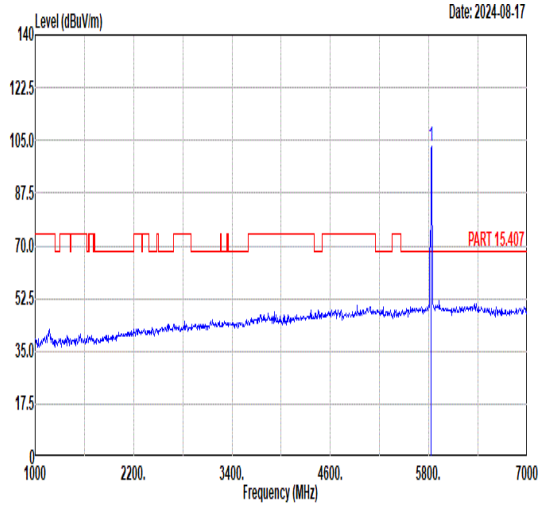

	Freq	Level	Limit Line	Margin	Read Level	Ant Factor	Cable Loss	Preamp Factor	APos	TPos	Remark
	MHz	dBuV/m	dBuV/m	dB	dBuV	dB/m	dB	dB	cm	deg	
1	5825.00	103.14	------	------	91.65	35.10	8.89	32.50	315	239	PEAK

Avg

Blank

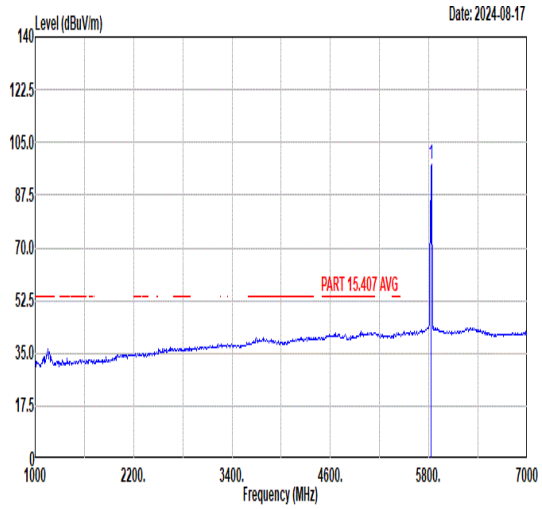

	Freq	Level	Limit Line	Margin	Read Level	Ant Factor	Cable Loss	Preamp Factor	APos	TPos	Remark
	MHz	dBuV/m	dBuV/m	dB	dBuV	dB/m	dB	dB	cm	deg	
1	5825.00	97.93	------	------	86.44	35.10	8.89	32.50	315	239	AVERAGE

Mode	43	
	Band Edge	
	U-NII-3_5.725-5.85_802.11ax HE20_CH165_Partial RU26-8_5825MHz	
ANT	STBC0+1	
Pol.	Vertical	Fundamental
Peak	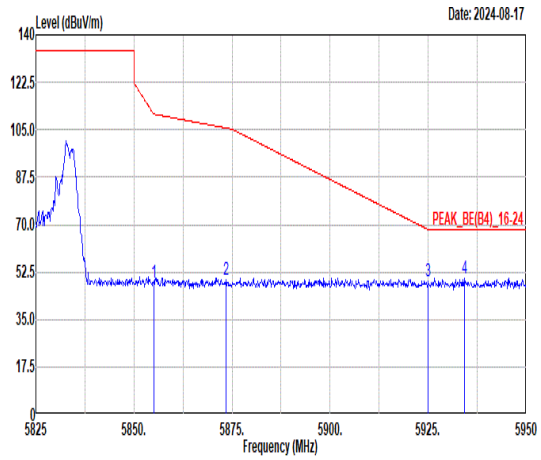 Limit Read Ant Cable Preamp APos TPos Freq Level Line Margin Level Factor Loss Factor Remark MHz dBuV/m dBuV/m dB dBuV dB/m dB dB cm deg 1 5855.00 48.35 110.80 -62.45 36.87 35.11 8.87 32.50 376 209 PEAK 2 5873.50 49.71 105.62 -55.91 38.24 35.12 8.85 32.50 376 209 PEAK 3 5925.00 49.19 68.20 -19.01 37.74 35.16 8.79 32.50 376 209 PEAK 4 5934.25 50.30 68.30 -18.00 38.86 35.16 8.78 32.50 376 209 PEAK	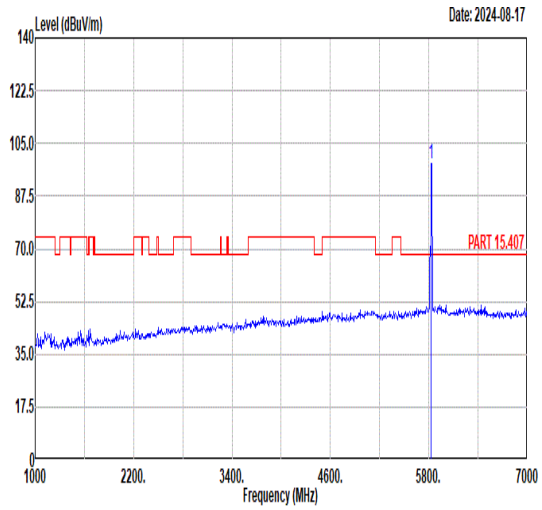 Limit Read Ant Cable Preamp APos TPos Freq Level Line Margin Level Factor Loss Factor Remark MHz dBuV/m dBuV/m dB dBuV dB/m dB dB cm deg 1 5825.00 98.34 ------ ------ 86.85 35.10 8.89 32.50 376 209 PEAK
Avg	Blank	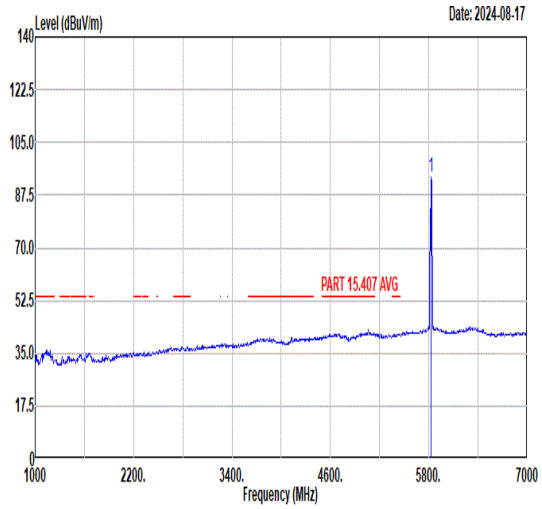 Limit Read Ant Cable Preamp APos TPos Freq Level Line Margin Level Factor Loss Factor Remark MHz dBuV/m dBuV/m dB dBuV dB/m dB dB cm deg 1 5825.00 93.56 ------ ------ 82.06 35.10 8.90 32.50 376 209 AVERAGE

Mode	44	
	LF	
	U-NII-1_5.15-5.25_802.11ax HE80_CH42_LF	
ANT	STBC0+1	
Pol.	Horizontal	Vertical

QP/ Peak

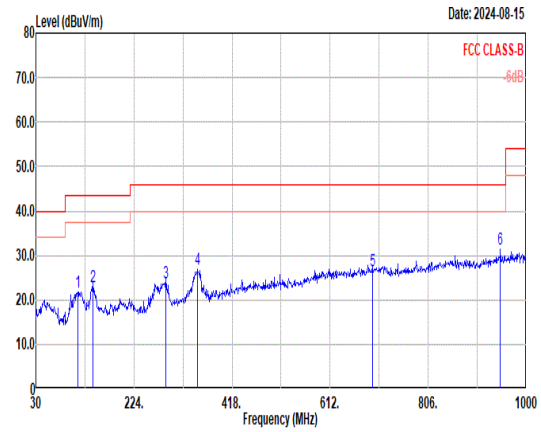

	Freq	Level	Limit Line	Margin	Read Level	Ant Factor	Cable Loss	Preamp Factor	APos	TPos	Remark
	MHz	dBuV/m	dBuV/m	dB	dBuV	dB/m	dB	dB	cm	deg	
1	113.42	21.88	43.50	-21.62	39.52	16.00	1.13	34.77	--	--	Peak
2	142.52	22.81	43.50	-20.69	37.93	18.35	1.25	34.72	--	--	Peak
3	287.05	23.91	46.00	-22.09	38.06	18.72	1.76	34.63	--	--	Peak
4	349.13	26.91	46.00	-19.09	39.37	20.20	1.94	34.60	--	--	Peak
5	695.42	26.71	46.00	-19.29	31.30	27.02	2.80	34.41	--	--	Peak
6	948.59	31.41	46.00	-14.59	32.71	29.74	3.26	34.30	--	--	Peak

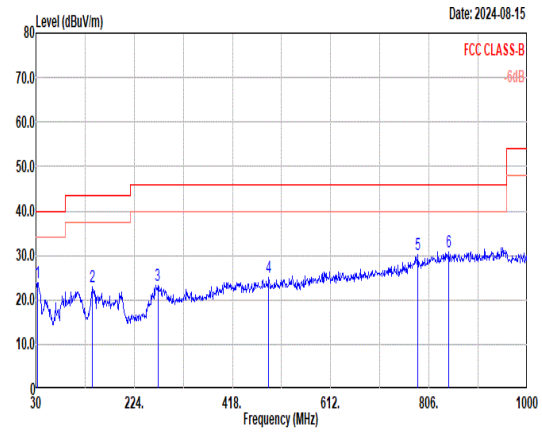

	Freq	Level	Limit Line	Margin	Read Level	Ant Factor	Cable Loss	Preamp Factor	APos	TPos	Remark
	MHz	dBuV/m	dBuV/m	dB	dBuV	dB/m	dB	dB	cm	deg	
1	33.88	23.98	40.00	-16.02	39.82	18.46	0.57	34.87	--	--	Peak
2	141.55	23.03	43.50	-20.47	38.23	18.27	1.25	34.72	--	--	Peak
3	270.56	23.31	46.00	-22.69	38.05	18.21	1.71	34.66	--	--	Peak
4	489.78	24.93	46.00	-21.07	33.87	23.23	2.33	34.50	--	--	Peak
5	783.69	30.09	46.00	-15.91	33.66	27.76	3.00	34.33	--	--	Peak
6	844.80	30.81	46.00	-15.19	33.31	28.71	3.09	34.30	--	--	Peak

Mode	45	
	LF	
	U-NII-3_5.725-5.85_802.11ax HE80_CH155_LF	
ANT	STBC0+1	
Pol.	Horizontal	Vertical

QP/ Peak

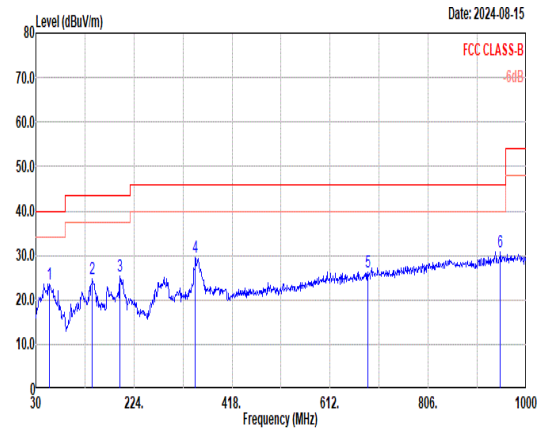

	Freq	Level	Limit Line	Margin	Read Level	Ant Factor	Cable Loss	Preamp Factor	APos	TPos	Remark
	MHz	dBuV/m	dBuV/m	dB	dBuV	dB/m	dB	dB	cm	deg	
1	56.19	23.60	40.00	-16.40	38.48	19.26	0.76	34.90	--	--	Peak
2	141.55	24.78	43.50	-18.72	39.98	18.27	1.25	34.72	--	--	Peak
3	196.84	25.47	43.50	-18.03	42.53	16.17	1.47	34.70	--	--	Peak
4	345.25	29.63	46.00	-16.37	42.19	20.11	1.93	34.60	--	--	Peak
5	686.69	26.28	46.00	-19.72	31.06	26.87	2.78	34.43	--	--	Peak
6	948.59	30.84	46.00	-15.16	32.14	29.74	3.26	34.30	--	--	Peak

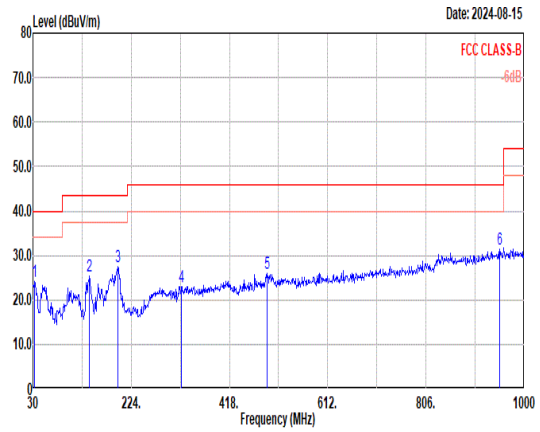

	Freq	Level	Limit Line	Margin	Read Level	Ant Factor	Cable Loss	Preamp Factor	APos	TPos	Remark
	MHz	dBuV/m	dBuV/m	dB	dBuV	dB/m	dB	dB	cm	deg	
1	33.88	24.08	40.00	-15.92	39.92	18.46	0.57	34.87	--	--	Peak
2	141.55	25.36	43.50	-18.14	40.56	18.27	1.25	34.72	--	--	Peak
3	197.81	27.50	43.50	-16.00	44.62	16.11	1.47	34.70	--	--	Peak
4	322.94	22.96	46.00	-23.04	36.07	19.63	1.86	34.60	--	--	Peak
5	492.69	25.88	46.00	-20.12	34.77	23.27	2.34	34.50	--	--	Peak
6	951.50	31.27	46.00	-14.73	32.54	29.77	3.26	34.30	--	--	Peak

Mode	46	
	Band Edge - L	
	U-NII-1_5.15-5.25_802.11ax HE80_CH42_5210MHz+BLE_CH37_2480 MHz	
ANT	STBC0+1	
Pol.	Horizontal	Fundamental
Peak	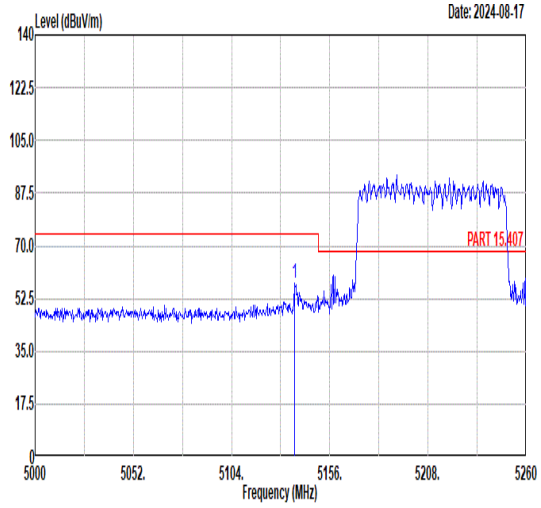 Freq Level Limit Line Margin Read Level Ant Factor Cable Loss Preamp Factor APos TPos Remark MHz dBuV/m dBuV/m dB dBuV dB/m dB dB cm deg 1 5137.54 57.62 74.00 -16.38 47.74 34.61 7.91 32.64 194 295 Peak	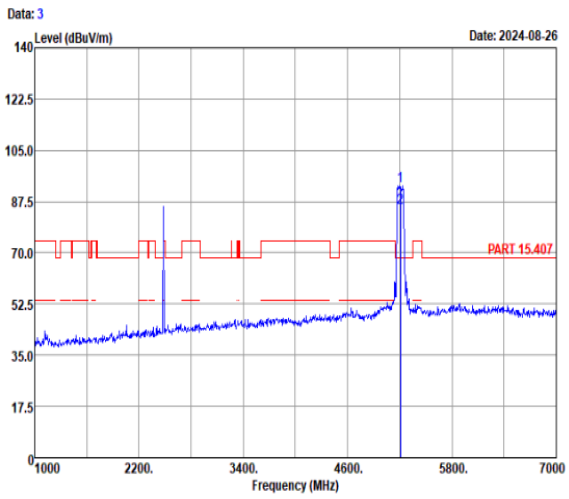 Freq Level Over Limit Limit Line Read Level Antenna Factor Cable Loss Preamp Factor A/Pos T/Pos Remark MHz dBuV/m dB dBuV/m dBuV dB/m dB dB cm deg 1 * 5210.00 92.93 24.63 68.30 82.92 34.67 7.96 32.62 194 295 Peak 2 5210.00 85.28 ------ ------ 75.27 34.67 7.96 32.62 194 295 Average
Avg	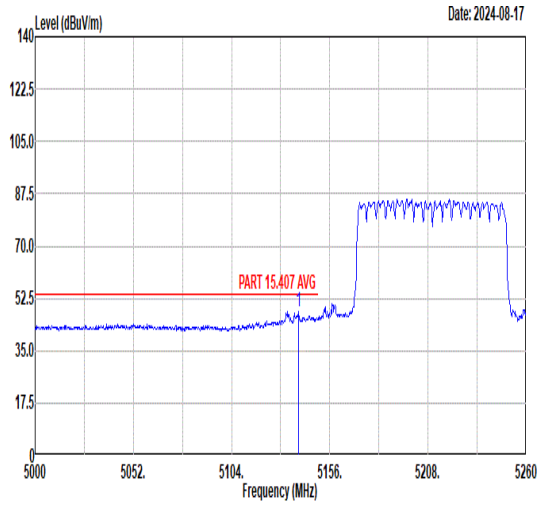 Freq Level Limit Line Margin Read Level Ant Factor Cable Loss Preamp Factor APos TPos Remark MHz dBuV/m dBuV/m dB dBuV dB/m dB dB cm deg 1 5139.62 48.02 54.00 -5.98 38.14 34.61 7.91 32.64 194 295 Average	Blank

Mode	46	
	Band Edge - R	
	U-NII-1_5.15-5.25_802.11ax HE80_CH42_5210MHz+BLE_CH37_2480 MHz	
ANT	STBC0+1	
Pol.	Horizontal	Fundamental
Peak	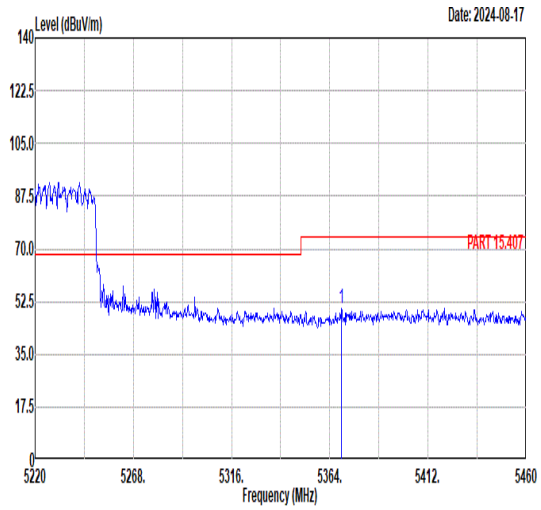 Freq Level Limit Line Margin Read Level Ant Factor Cable Loss Preamp Factor APos TPos Remark MHz dBuV/m dBuV/m dB dBuV dB/m dB dB cm deg 1 5369.76 50.28 74.00 -23.72 39.66 34.79 8.38 32.55 194 295 Peak	Blank
Avg	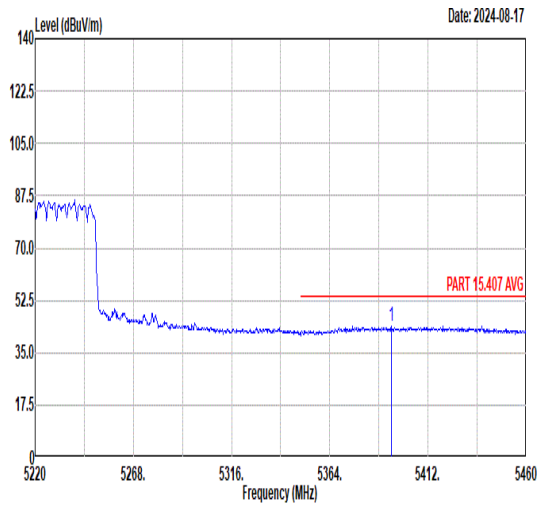 Freq Level Limit Line Margin Read Level Ant Factor Cable Loss Preamp Factor APos TPos Remark MHz dBuV/m dBuV/m dB dBuV dB/m dB dB cm deg 1 5394.00 43.86 54.00 -10.14 33.14 34.81 8.45 32.54 194 295 Average	Blank

<table>
<tr><td rowspan="3">Mode</td><td colspan="2">46</td></tr>
<tr><td colspan="2">Band Edge - L</td></tr>
<tr><td colspan="2">U-NII-1_5.15-5.25_802.11ax HE80_CH42_5210MHz+BLE_CH37_2480 MHz</td></tr>
<tr><td>ANT</td><td colspan="2">STBC0+1</td></tr>
<tr><td>Pol.</td><td>Vertical</td><td>Fundamental</td></tr>
<tr><td>Peak</td><td> 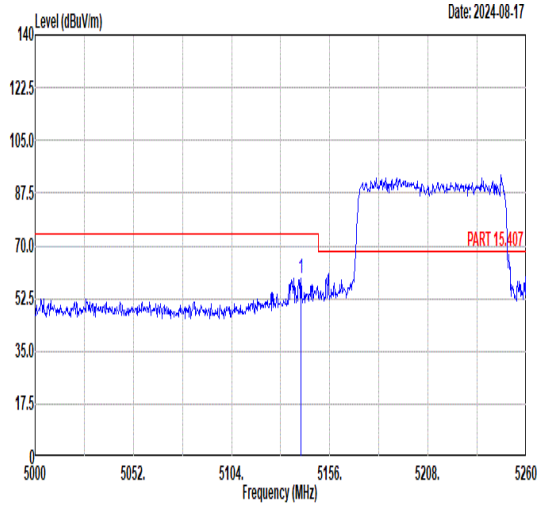

	Freq	Level	Limit Line	Margin	Read Level	Ant Factor	Cable Loss	Preamp Factor	APos	TPos	Remark
	MHz	dBuV/m	dBuV/m	dB	dBuV	dB/m	dB	dB	cm	deg	
1	5140.66	59.38	74.00	-14.62	49.50	34.61	7.91	32.64	146	6	Peak |</td><td> 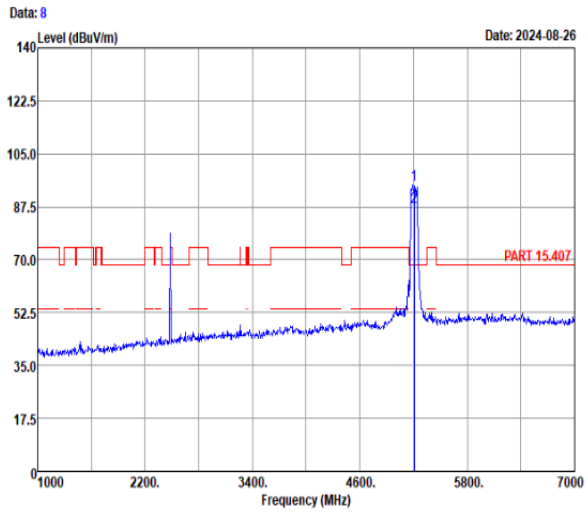

	Freq	Level	Over Limit	Limit Line	Read Level	Antenna Factor	Cable Loss	Preamp Factor	A/Pos	T/Pos	Remark
	MHz	dBuV/m	dB	dBuV/m	dBuV	dB/m	dB	dB	cm	deg	
1 *	5210.00	94.79	26.49	68.30	84.78	34.67	7.96	32.62	146	6	Peak
2	5210.00	87.28	------	------	77.27	34.67	7.96	32.62	146	6	Average |</td></tr>
<tr><td>Avg</td><td> 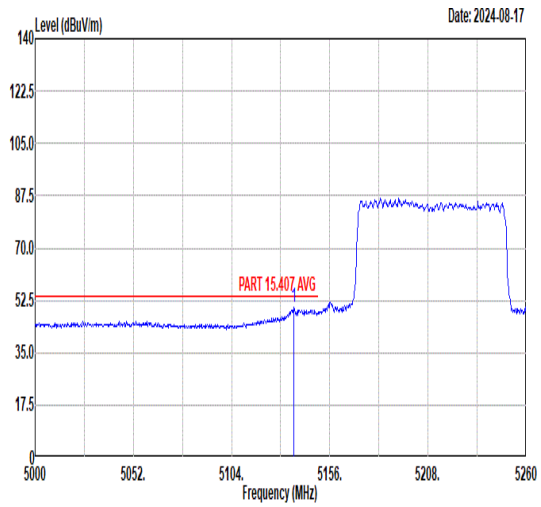

	Freq	Level	Limit Line	Margin	Read Level	Ant Factor	Cable Loss	Preamp Factor	APos	TPos	Remark
	MHz	dBuV/m	dBuV/m	dB	dBuV	dB/m	dB	dB	cm	deg	
1	5136.76	50.18	54.00	-3.82	40.30	34.61	7.91	32.64	146	6	Average |</td><td>Blank</td></tr>
</table>

Mode	46	
	Band Edge - R	
	U-NII-1_5.15-5.25_802.11ax HE80_CH42_5210MHz+BLE_CH37_2480 MHz	
ANT	STBC0+1	
Pol.	Vertical	Fundamental
Peak	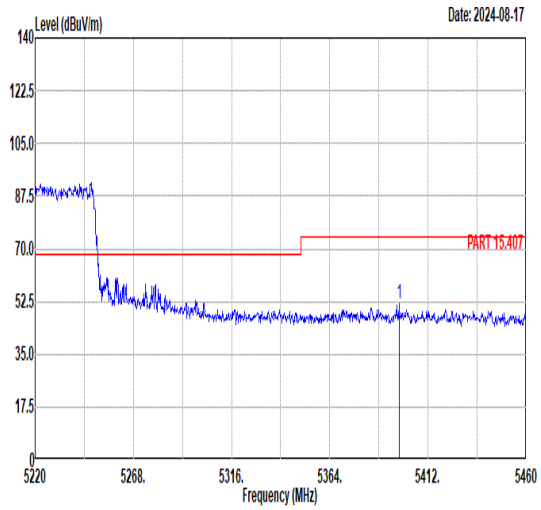 Freq Level Limit Line Margin Read Level Ant Factor Cable Loss Preamp Factor APos TPos Remark MHz dBuV/m dBuV/m dB dBuV dB/m dB dB cm deg 1 5397.84 51.93 74.00 -22.07 41.19 34.82 8.46 32.54 146 6 Peak	Blank
Avg	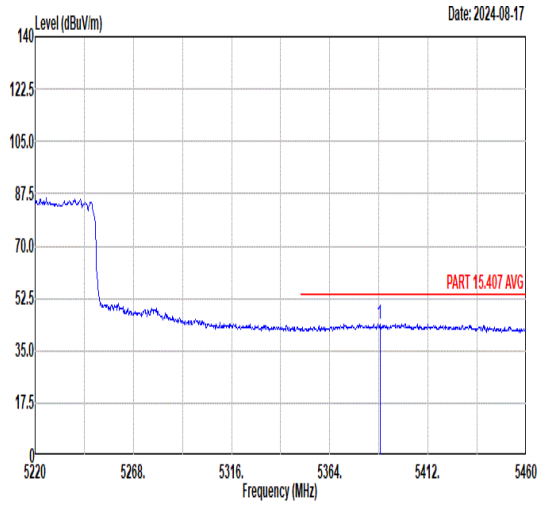 Freq Level Limit Line Margin Read Level Ant Factor Cable Loss Preamp Factor APos TPos Remark MHz dBuV/m dBuV/m dB dBuV dB/m dB dB cm deg 1 5388.48 43.85 54.00 -10.15 33.15 34.81 8.43 32.54 146 6 Average	Blank

Mode	46	
	Band Edge	
	U-NII-1_5.15-5.25_802.11ax HE80_CH42_5210MHz+BLE_CH37_2480 MHz	
ANT	0	
Pol.	Horizontal	Fundamental

Peak

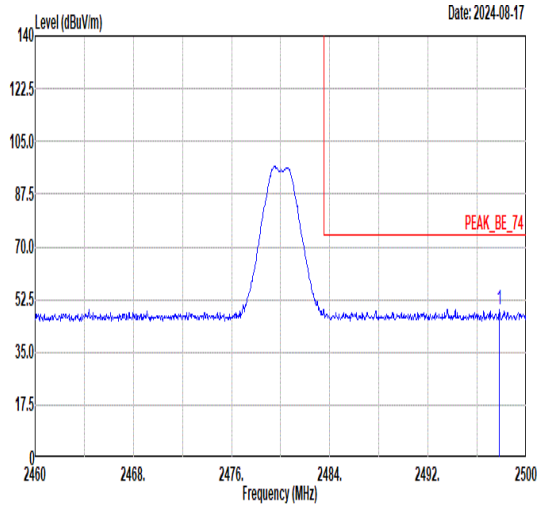

	Freq	Level	Limit Line	Margin	Read Level	Ant Factor	Cable Loss	Preamp Factor	APos	TPos	Remark
	MHz	dBuV/m	dBuV/m	dB	dBuV	dB/m	dB	dB	cm	deg	
1	2497.80	49.27	74.00	-24.73	46.92	30.91	4.94	33.50	111	360	Peak

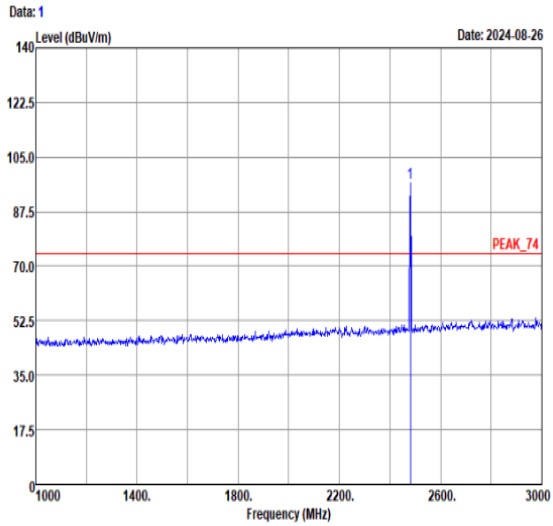

	Freq	Level	Over Limit	Limit Line	ReadAntenna Level	Factor	Cable Loss	Preamp Factor	A/Pos	T/Pos	Remark
	MHz	dBuV/m	dB	dBuV/m	dBuV	dB/m	dB	dB	cm	deg	
1 *	2480.00	96.88	22.88	74.00	94.64	30.83	4.92	33.51	111	360	Peak

Avg

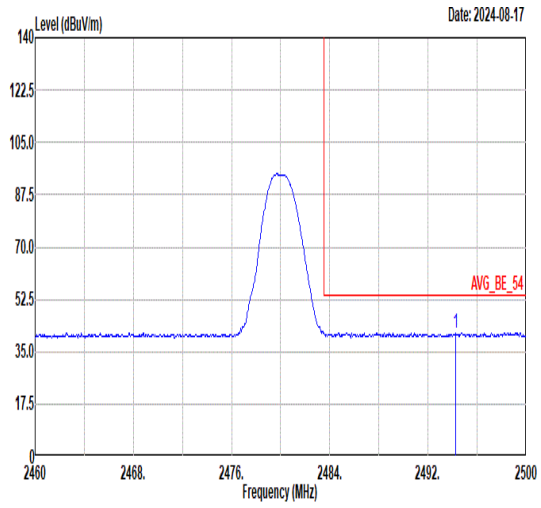

	Freq	Level	Limit Line	Margin	Read Level	Ant Factor	Cable Loss	Preamp Factor	APos	TPos	Remark
	MHz	dBuV/m	dBuV/m	dB	dBuV	dB/m	dB	dB	cm	deg	
1	2494.24	41.40	54.00	-12.60	39.09	30.89	4.93	33.51	111	360	Average

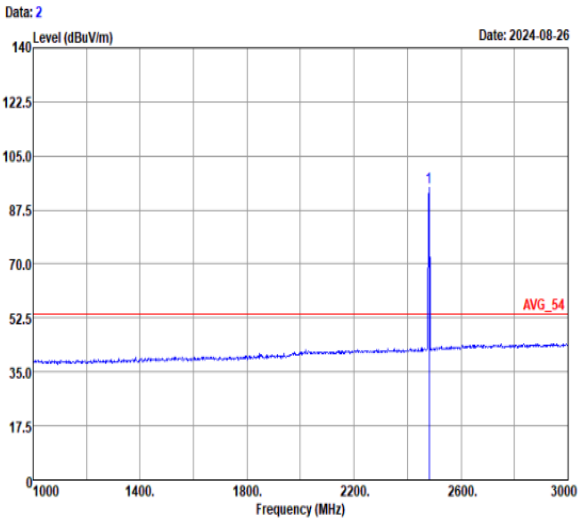

	Freq	Level	Over Limit	Limit Line	ReadAntenna Level	Factor	Cable Loss	Preamp Factor	A/Pos	T/Pos	Remark
	MHz	dBuV/m	dB	dBuV/m	dBuV	dB/m	dB	dB	cm	deg	
1 *	2480.00	94.96	40.96	54.00	92.72	30.83	4.92	33.51	111	360	Average

Mode	46	
	Band Edge	
	U-NII-1_5.15-5.25_802.11ax HE80_CH42_5210MHz+BLE_CH37_2480 MHz	
ANT	0	
Pol.	Vertical	Fundamental

Peak

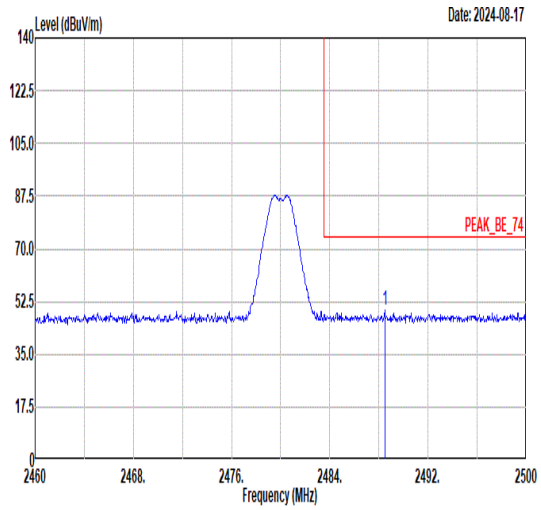

	Freq	Level	Limit Line	Margin	Read Level	Ant Factor	Cable Loss	Preamp Factor	APos	TPos	Remark
	MHz	dBuV/m	dBuV/m	dB	dBuV	dB/m	dB	dB	cm	deg	
1	2488.48	49.41	74.00	-24.59	47.12	30.87	4.93	33.51	335	34	Peak

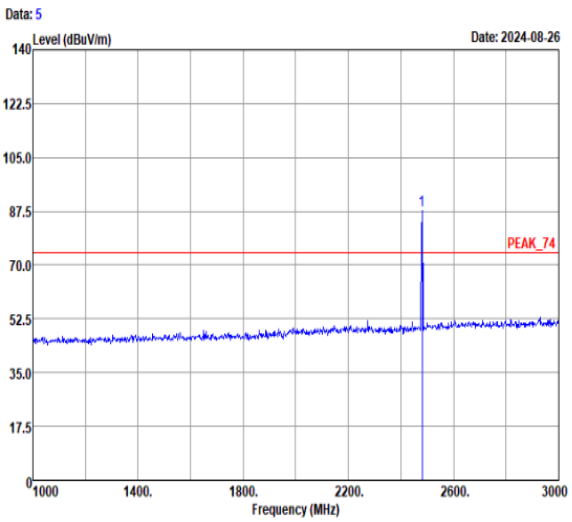

	Freq	Level	Over Limit	Limit Line	ReadAntenna Level	Factor	Cable Loss	Preamp Factor	A/Pos	T/Pos	Remark
	MHz	dBuV/m	dB	dBuV/m	dBuV	dB/m	dB	dB	cm	deg	
1 *	2480.00	87.92	13.92	74.00	85.68	30.83	4.92	33.51	335	34	Peak

Avg

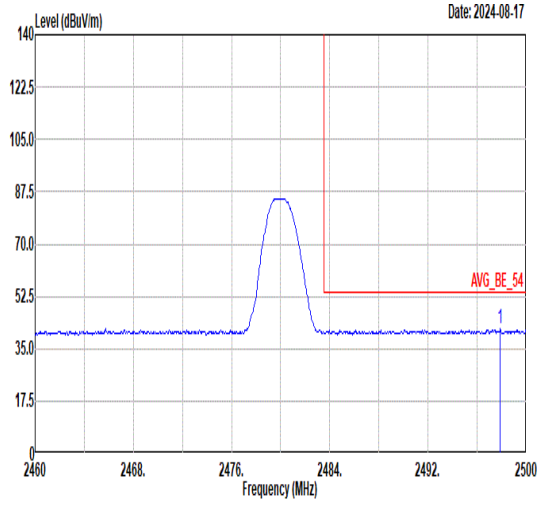

	Freq	Level	Limit Line	Margin	Read Level	Ant Factor	Cable Loss	Preamp Factor	APos	TPos	Remark
	MHz	dBuV/m	dBuV/m	dB	dBuV	dB/m	dB	dB	cm	deg	
1	2497.88	41.53	54.00	-12.47	39.18	30.91	4.94	33.50	335	34	Average

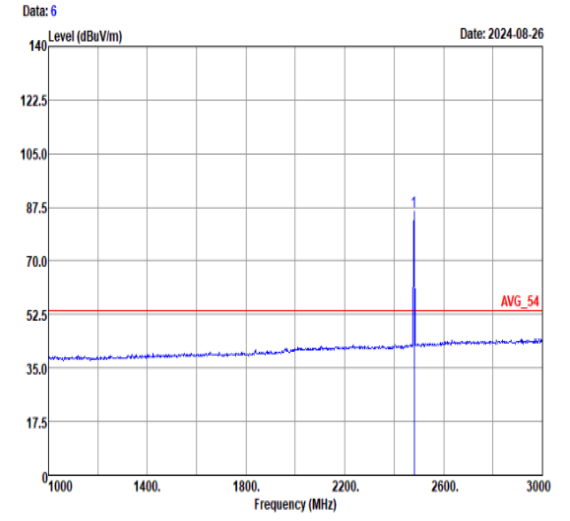

	Freq	Level	Over Limit	Limit Line	ReadAntenna Level	Factor	Cable Loss	Preamp Factor	A/Pos	T/Pos	Remark
	MHz	dBuV/m	dB	dBuV/m	dBuV	dB/m	dB	dB	cm	deg	
1 *	2480.00	86.16	32.16	54.00	83.92	30.83	4.92	33.51	335	34	Average

Mode	46	
	Harmonic	
	U-NII-1_5.15-5.25_802.11ax HE80_CH42_5210MHz+BLE_CH37_2480 MHz	
ANT	STBC0+1	
Pol.	Horizontal	Vertical

Peak

Avg

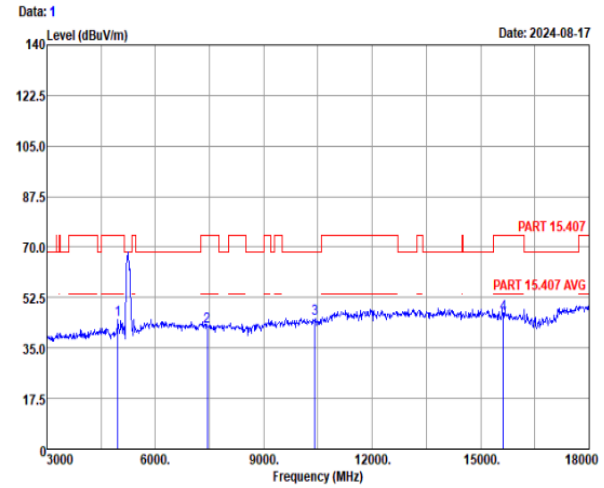

	Freq	Level	Over Limit	Limit Line	Read Level	Antenna Factor	Cable Loss	Preamp Factor	A/Pos	T/Pos	Remark
	MHz	dBuV/m	dB	dBuV/m	dBuV	dB/m	dB	dB	cm	deg	
1	4960.00	45.03	-28.97	74.00	68.54	33.97	7.81	65.29	---	---	Peak
2	7440.00	42.42	-31.58	74.00	61.47	36.30	9.19	64.54	---	---	Peak
3	10420.00	45.12	-23.18	68.30	61.75	37.30	10.79	64.72	---	---	Peak
4	15630.00	46.73	-27.27	74.00	58.13	39.46	12.72	63.58	---	---	Peak

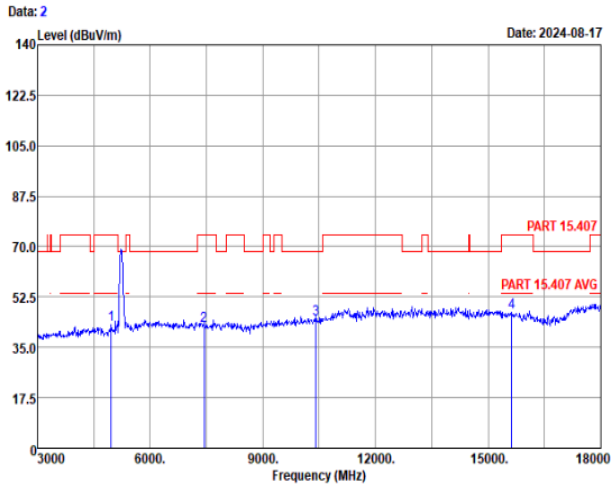

	Freq	Level	Over Limit	Limit Line	Read Level	Antenna Factor	Cable Loss	Preamp Factor	A/Pos	T/Pos	Remark
	MHz	dBuV/m	dB	dBuV/m	dBuV	dB/m	dB	dB	cm	deg	
1	4960.00	42.71	-31.29	74.00	66.22	33.97	7.81	65.29	---	---	Peak
2	7440.00	42.54	-31.46	74.00	61.59	36.30	9.19	64.54	---	---	Peak
3	10420.00	44.93	-23.37	68.30	61.56	37.30	10.79	64.72	---	---	Peak
4	15630.00	47.29	-26.71	74.00	58.69	39.46	12.72	63.58	---	---	Peak

Note: the highest signal over limit is WLAN 5G Co-location fundamental signal.

Mode	47	
	Band Edge - L	
	U-NII-1_5.15-5.25_802.11ax HE80_CH42_5210MHz+BLE_CH37_2480 MHz+B	
ANT	STBC0+1	
Pol.	Horizontal	Fundamental
Peak	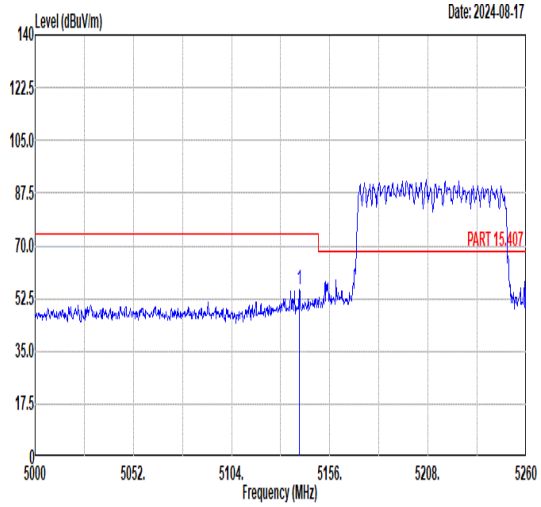 Freq Level Limit Line Margin Read Level Ant Factor Cable Loss Preamp Factor APos TPos Remark MHz dBuV/m dBuV/m dB dBuV dB/m dB dB cm deg 1 5139.88 55.67 74.00 -18.33 45.79 34.61 7.91 32.64 194 295 Peak	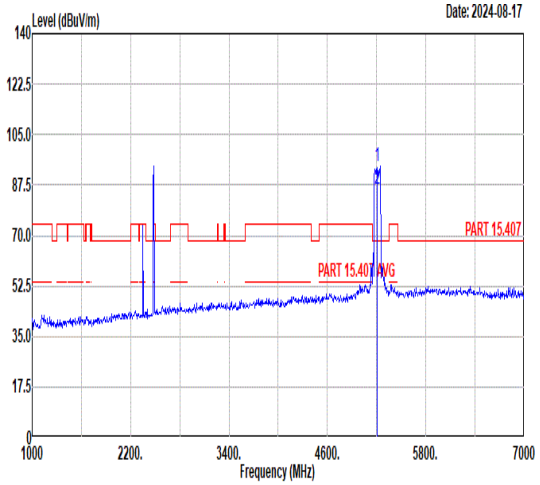 Freq Level Limit Line Margin Read Level Ant Factor Cable Loss Preamp Factor APos TPos Remark MHz dBuV/m dBuV/m dB dBuV dB/m dB dB cm deg 1 5210.00 93.85 ------ ------ 83.83 34.67 7.96 32.61 194 295 Peak 2 5210.00 86.25 ------ ------ 76.23 34.67 7.96 32.61 194 295 Average
Avg	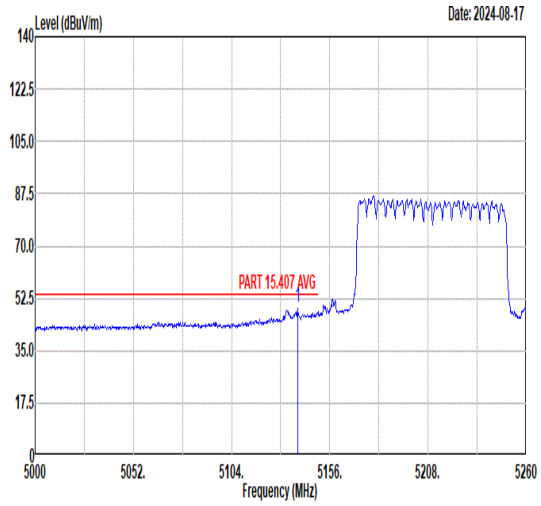 Freq Level Limit Line Margin Read Level Ant Factor Cable Loss Preamp Factor APos TPos Remark MHz dBuV/m dBuV/m dB dBuV dB/m dB dB cm deg 1 5139.10 49.46 54.00 -4.54 39.58 34.61 7.91 32.64 194 295 Average	Blank

Mode	47	
	Band Edge - R	
	U-NII-1_5.15-5.25_802.11ax HE80_CH42_5210MHz+BLE_CH37_2480 MHz	
ANT	STBC0+1	
Pol.	Horizontal	Fundamental
Peak	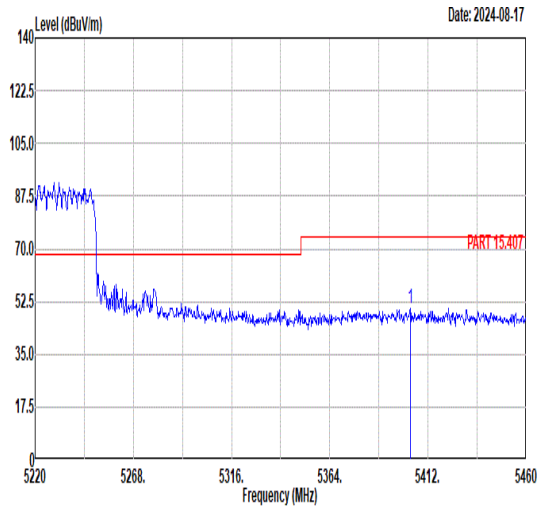 Freq Level Limit Line Margin Read Level Ant Factor Cable Loss Preamp Factor APos TPos Remark MHz dBuV/m dBuV/m dB dBuV dB/m dB dB cm deg 1 5403.36 50.16 74.00 -23.84 39.40 34.82 8.47 32.53 194 295 Peak	Blank
Avg	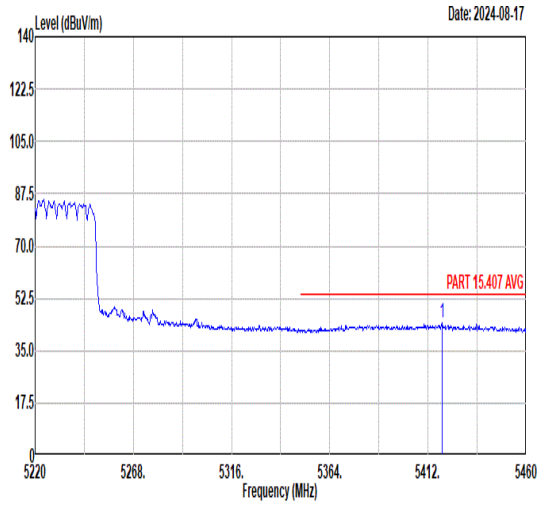 Freq Level Limit Line Margin Read Level Ant Factor Cable Loss Preamp Factor APos TPos Remark MHz dBuV/m dBuV/m dB dBuV dB/m dB dB cm deg 1 5418.96 44.26 54.00 -9.74 33.50 34.83 8.46 32.53 194 295 Average	Blank

Mode	47	
	Band Edge - L	
	U-NII-1_5.15-5.25_802.11ax HE80_CH42_5210MHz+BLE_CH37_2480 MHz	
ANT	STBC0+1	
Pol.	Vertical	Fundamental
Peak	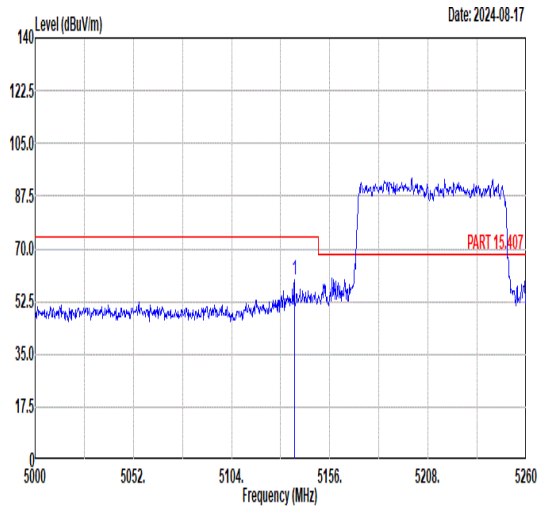	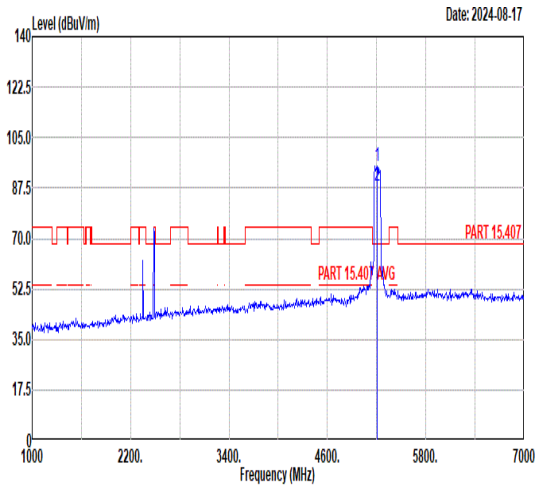
Avg	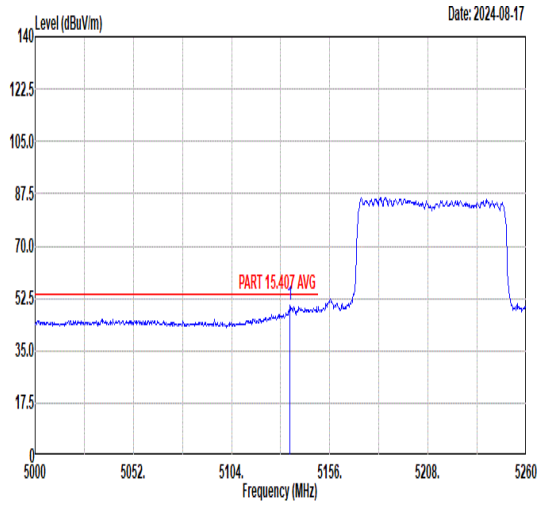	Blank

	Freq	Level	Limit Line	Margin	Read Level	Ant Factor	Cable Loss	Preamp Factor	APos	TPos	Remark
	MHz	dBuV/m	dBuV/m	dB	dBuV	dB/m	dB	dB	cm	deg	
1	5137.28	59.64	74.00	-14.36	49.76	34.61	7.91	32.64	146	6	Peak

	Freq	Level	Limit Line	Margin	Read Level	Ant Factor	Cable Loss	Preamp Factor	APos	TPos	Remark
	MHz	dBuV/m	dBuV/m	dB	dBuV	dB/m	dB	dB	cm	deg	
1	5210.00	95.05	------	------	85.03	34.67	7.96	32.61	146	6	Peak
2	5210.00	88.25	------	------	78.23	34.67	7.96	32.61	146	6	Average

	Freq	Level	Limit Line	Margin	Read Level	Ant Factor	Cable Loss	Preamp Factor	APos	TPos	Remark
	MHz	dBuV/m	dBuV/m	dB	dBuV	dB/m	dB	dB	cm	deg	
1	5134.94	50.04	54.00	-3.96	40.17	34.61	7.91	32.65	146	6	Average

Mode	47	
	Band Edge - R	
	U-NII-1_5.15-5.25_802.11ax HE80_CH42_5210MHz+BLE_CH37_2480 MHz	
ANT	STBC0+1	
Pol.	Vertical	Fundamental
Peak	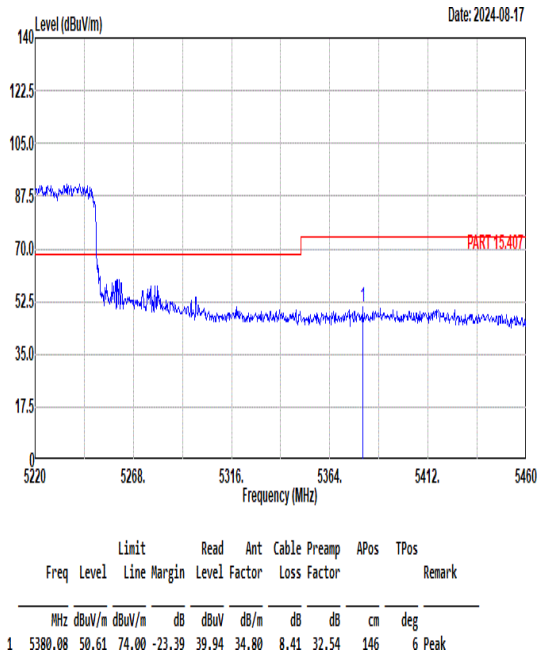 Freq Level Limit Line Margin Read Level Ant Factor Cable Loss Preamp Factor APos TPos Remark MHz dBuV/m dBuV/m dB dBuV dB/m dB dB cm deg 1 5380.08 50.61 74.00 -23.39 39.94 34.80 8.41 32.54 146 6 Peak	Blank
Avg	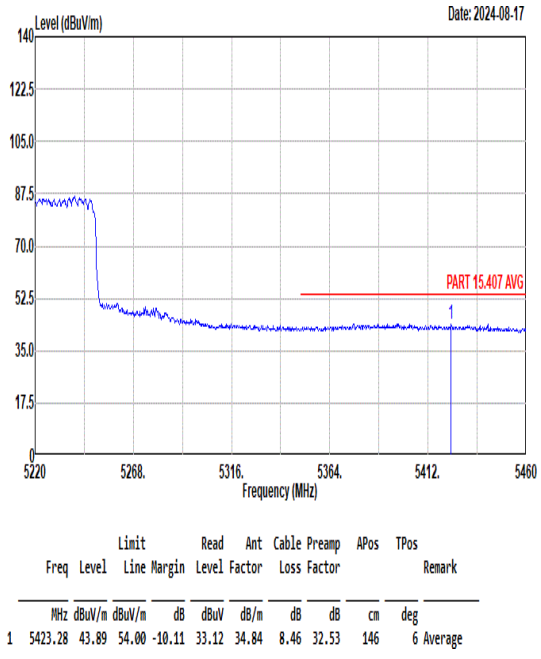 Freq Level Limit Line Margin Read Level Ant Factor Cable Loss Preamp Factor APos TPos Remark MHz dBuV/m dBuV/m dB dBuV dB/m dB dB cm deg 1 5423.28 43.89 54.00 -10.11 33.12 34.84 8.46 32.53 146 6 Average	Blank

Mode	47	
	Band Edge	
	U-NII-1_5.15-5.25_802.11ax HE80_CH42_5210MHz+BLE_CH37_2480 MHz	
ANT	0	
Pol.	Horizontal	Fundamental

Peak

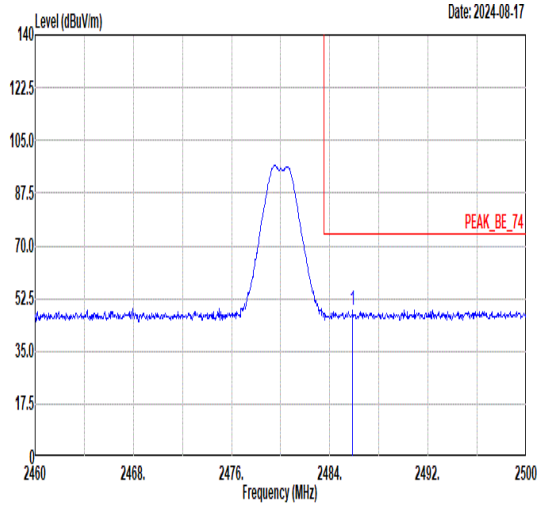

	Freq	Level	Limit Line	Margin	Read Level	Ant Factor	Cable Loss	Preamp Factor	APos	TPos	Remark
	MHz	dBuV/m	dBuV/m	dB	dBuV	dB/m	dB	dB	cm	deg	
1	2485.88	48.74	74.00	-25.26	46.47	30.86	4.92	33.51	111	360	Peak

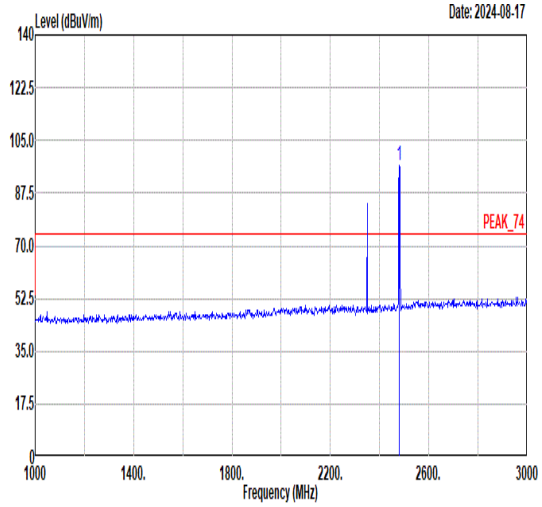

	Freq	Level	Limit Line	Margin	Read Level	Ant Factor	Cable Loss	Preamp Factor	APos	TPos	Remark
	MHz	dBuV/m	dBuV/m	dB	dBuV	dB/m	dB	dB	cm	deg	
1	2480.00	96.73	------	------	94.48	30.84	4.92	33.51	111	360	Peak

Avg

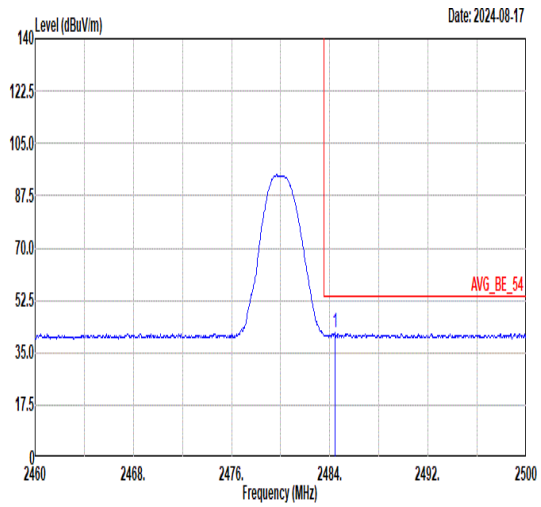

	Freq	Level	Limit Line	Margin	Read Level	Ant Factor	Cable Loss	Preamp Factor	APos	TPos	Remark
	MHz	dBuV/m	dBuV/m	dB	dBuV	dB/m	dB	dB	cm	deg	
1	2484.40	41.50	54.00	-12.50	39.24	30.85	4.92	33.51	111	360	Average

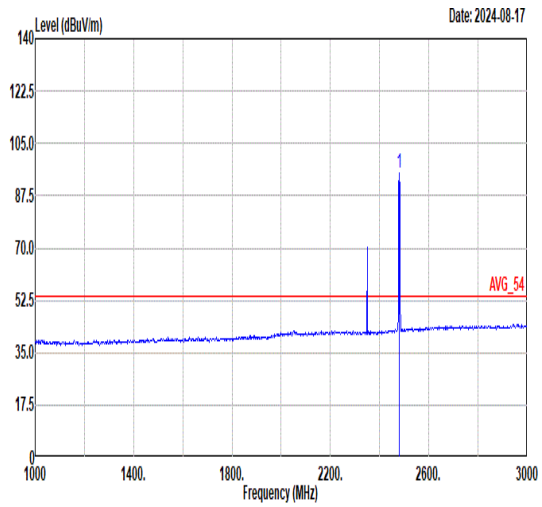

	Freq	Level	Limit Line	Margin	Read Level	Ant Factor	Cable Loss	Preamp Factor	APos	TPos	Remark
	MHz	dBuV/m	dBuV/m	dB	dBuV	dB/m	dB	dB	cm	deg	
1	2480.00	95.07	------	------	92.82	30.84	4.92	33.51	111	360	Average

Mode	47	
	Band Edge	
	U-NII-1_5.15-5.25_802.11ax HE80_CH42_5210MHz+BLE_CH37_2480 MHz	
ANT	0	
Pol.	Vertical	Fundamental

Peak

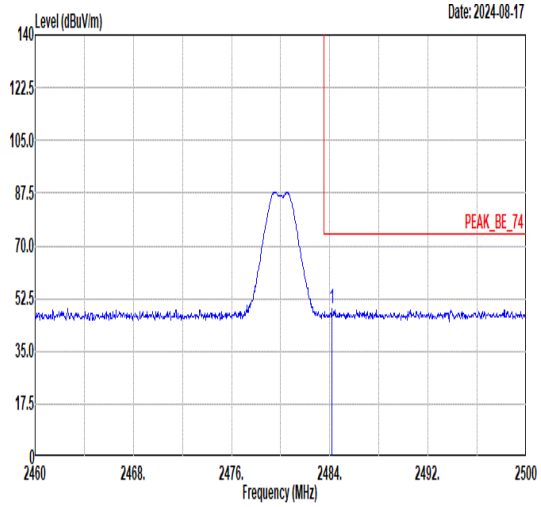

	Freq	Level	Limit Line	Margin	Read Level	Ant Factor	Cable Loss	Preamp Factor	APos	TPos	Remark
	MHz	dBuV/m	dBuV/m	dB	dBuV	dB/m	dB	dB	cm	deg	
1	2484.16	48.93	74.00	-25.07	46.67	30.85	4.92	33.51	335	34	Peak

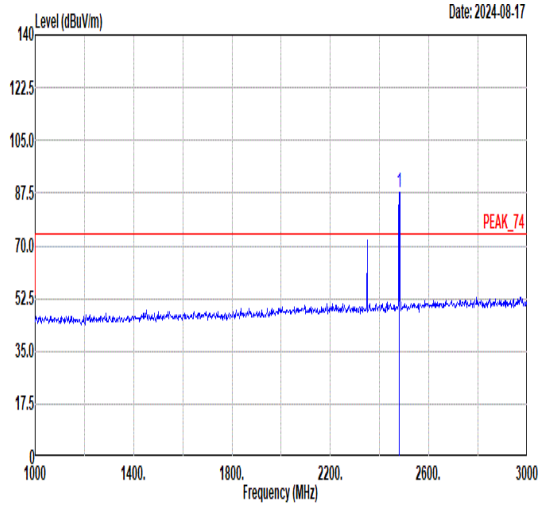

	Freq	Level	Limit Line	Margin	Read Level	Ant Factor	Cable Loss	Preamp Factor	APos	TPos	Remark
	MHz	dBuV/m	dBuV/m	dB	dBuV	dB/m	dB	dB	cm	deg	
1	2480.00	87.87	------	------	85.62	30.84	4.92	33.51	335	34	Peak

Avg

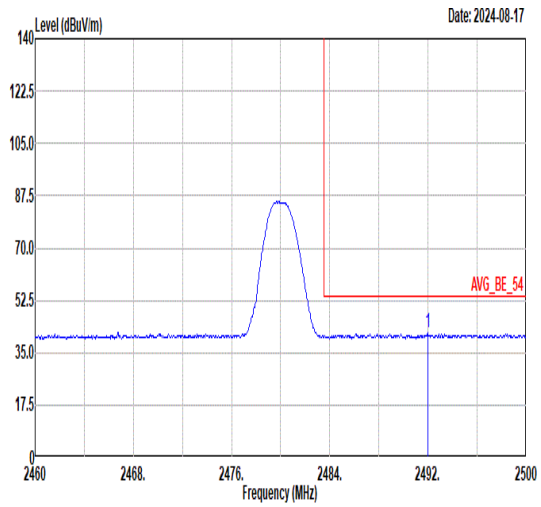

	Freq	Level	Limit Line	Margin	Read Level	Ant Factor	Cable Loss	Preamp Factor	APos	TPos	Remark
	MHz	dBuV/m	dBuV/m	dB	dBuV	dB/m	dB	dB	cm	deg	
1	2491.96	41.54	54.00	-12.46	39.24	30.88	4.93	33.51	335	34	Average

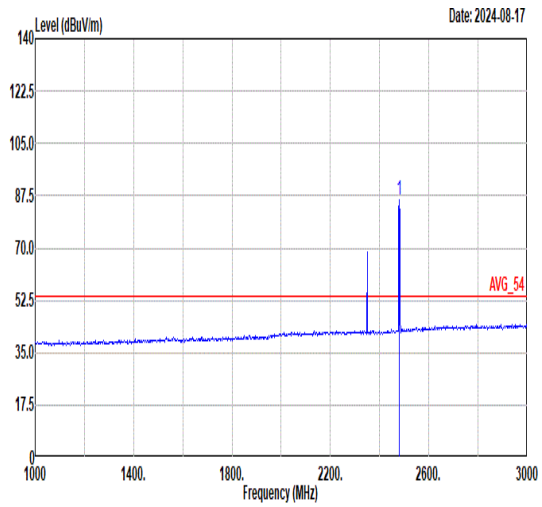

	Freq	Level	Limit Line	Margin	Read Level	Ant Factor	Cable Loss	Preamp Factor	APos	TPos	Remark
	MHz	dBuV/m	dBuV/m	dB	dBuV	dB/m	dB	dB	cm	deg	
1	2480.00	86.09	------	------	83.84	30.84	4.92	33.51	335	34	Average

Mode	47	
	Harmonic	
	U-NII-1_5.15-5.25_802.11ax HE80_CH42_5210MHz+BLE_CH37_2480 MHz	
ANT	STBC0+1	
Pol.	Horizontal	Vertical
Peak Avg	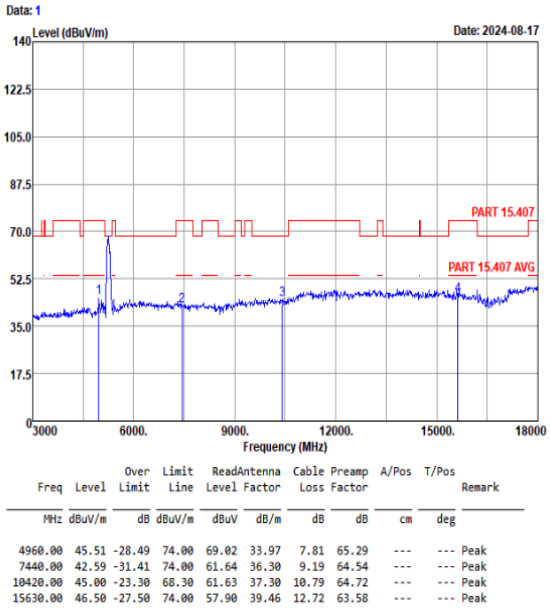	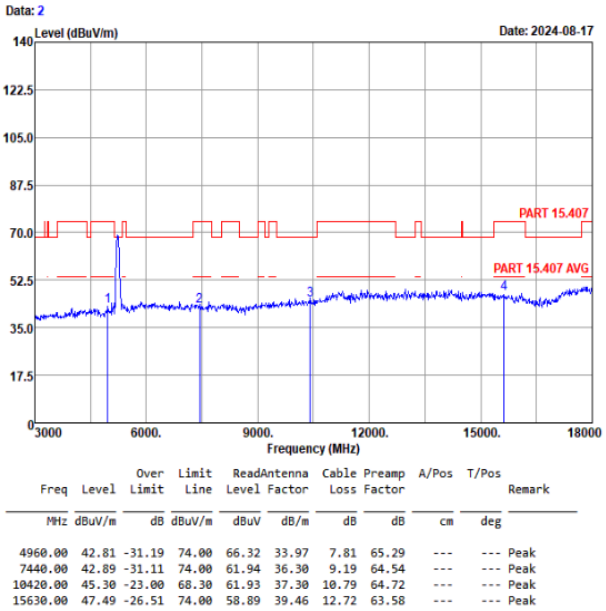

	Freq	Level	Over Limit	Limit Line	ReadAntenna Level	Antenna Factor	Cable Loss	Preamp Factor	A/Pos	T/Pos	Remark
	MHz	dBuV/m	dB	dBuV/m	dBuV	dB/m	dB	dB	cm	deg	
1	4960.00	45.51	-28.49	74.00	69.02	33.97	7.81	65.29	---	---	Peak
2	7440.00	42.59	-31.41	74.00	61.64	36.30	9.19	64.54	---	---	Peak
3	10420.00	45.00	-23.30	68.30	61.63	37.30	10.79	64.72	---	---	Peak
4	15630.00	46.50	-27.50	74.00	57.90	39.46	12.72	63.58	---	---	Peak

	Freq	Level	Over Limit	Limit Line	ReadAntenna Level	Antenna Factor	Cable Loss	Preamp Factor	A/Pos	T/Pos	Remark
	MHz	dBuV/m	dB	dBuV/m	dBuV	dB/m	dB	dB	cm	deg	
1	4960.00	42.81	-31.19	74.00	66.32	33.97	7.81	65.29	---	---	Peak
2	7440.00	42.89	-31.11	74.00	61.94	36.30	9.19	64.54	---	---	Peak
3	10420.00	45.30	-23.00	68.30	61.93	37.30	10.79	64.72	---	---	Peak
4	15630.00	47.49	-26.51	74.00	58.89	39.46	12.72	63.58	---	---	Peak

Note: the highest signal over limit is WLAN 5G Co-location fundamental signal.

Appendix D. Duty Cycle Plots

Band	Duty Cycle(%)	T(ms)	1/T(kHz)	VBW Setting
802.11a	90.45	1.42	0.704	1KHz
802.11ax HE20	88.48	0.146	6.849	10KHZ
802.11ax HE40	84	0.105	9.524	10KHZ
802.11ax HE80	80.39	0.082	12.195	13KHZ

802.11a

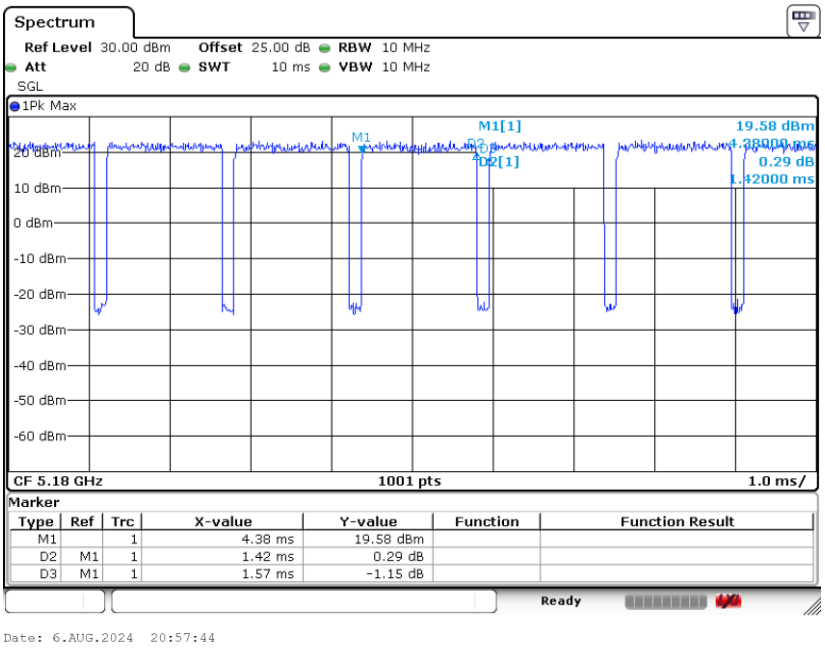

802.11ax HE20

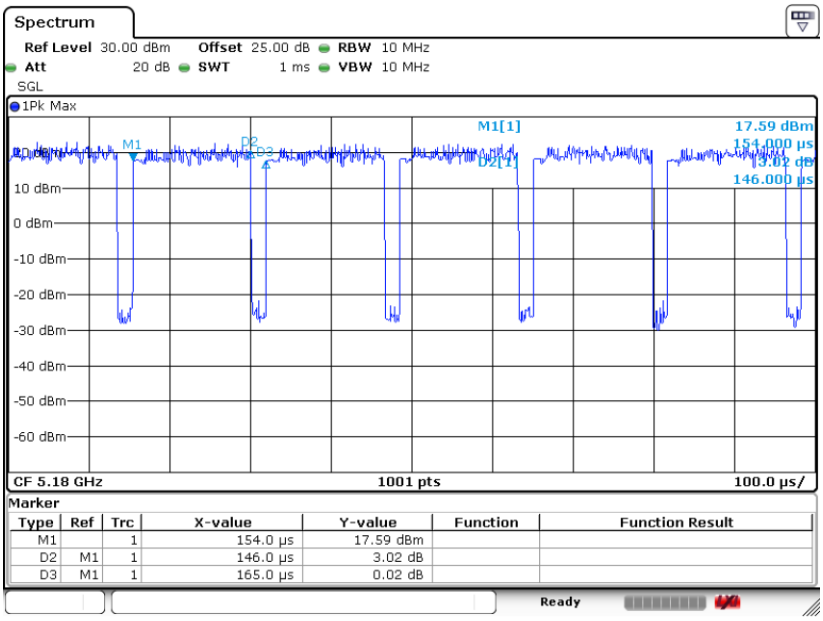

Date: 6.AUG.2024 21:26:18

802.11ax HE40

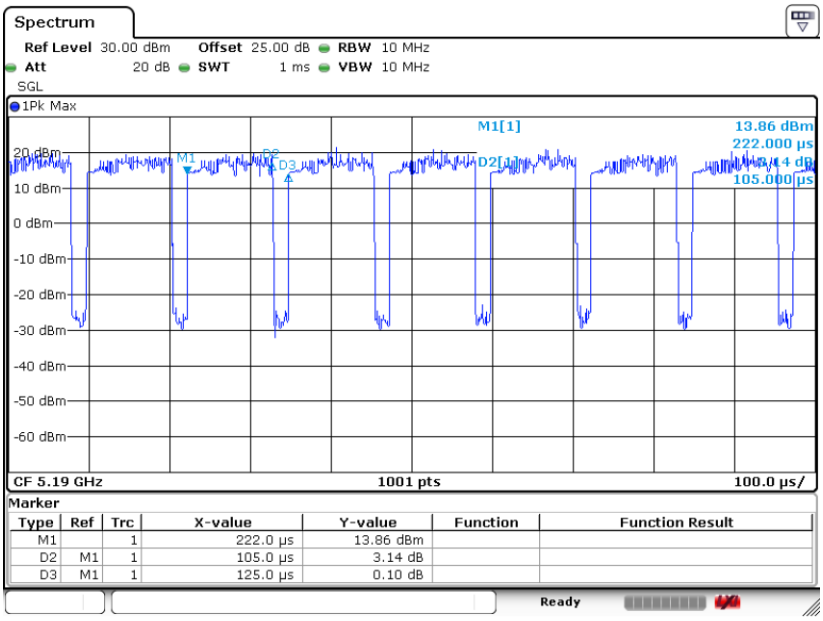

Date: 6.AUG.2024 21:54:00

802.11ax HE80

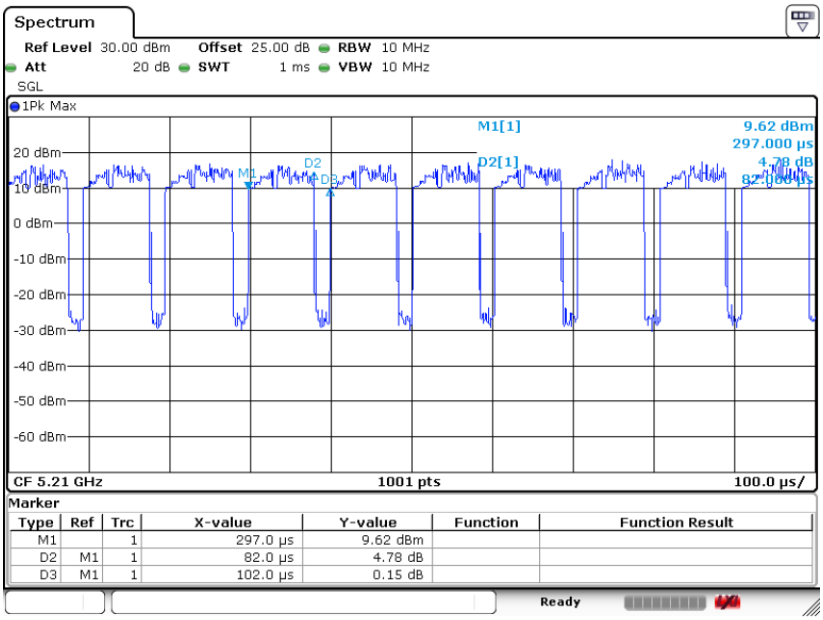

Date: 6.AUG.2024 22:36:36