Mode	22	
	Band Edge - R	
	U-NII-2A_5.25-5.35_802.11n HT40_CH62_5310MHz	
ANT	1	
Pol.	Horizontal	Fundamental
Peak	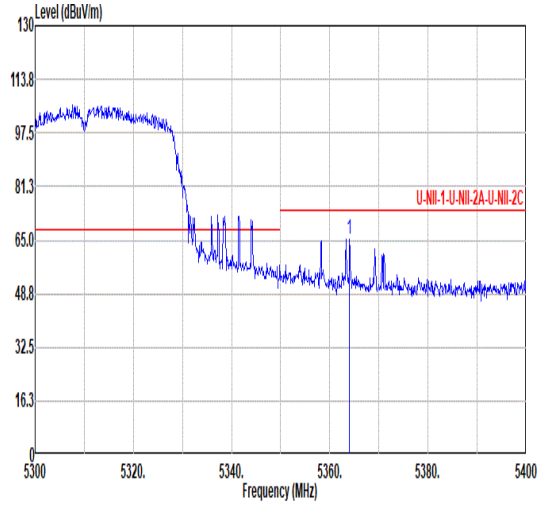 Freq Level Limit Line Over Limit Read Level Ant Factor Cable Loss Preamp Factor Aux Factor APos TPos Remark MHz dBuV/m dBuV/m dB dBuV dB/m dB dB dB cm deg 1 5364.00 65.46 74.00 -8.54 56.45 34.61 10.75 36.35 0.00 100 13 PEAK	Blank
Avg	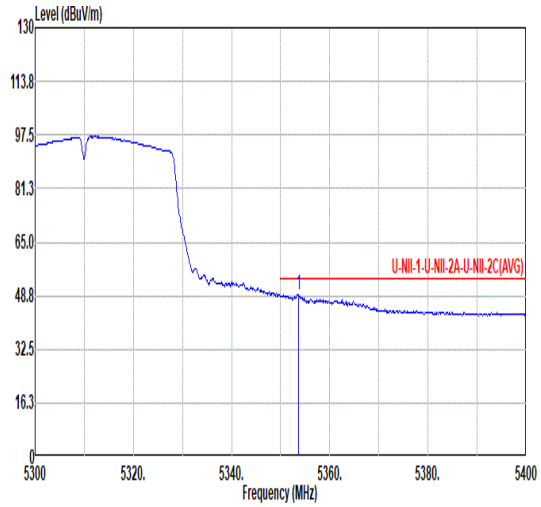 Freq Level Limit Line Over Limit Read Level Ant Factor Cable Loss Preamp Factor Aux Factor APos TPos Remark MHz dBuV/m dBuV/m dB dBuV dB/m dB dB dB cm deg 1 5353.60 49.15 54.00 -4.85 40.17 34.60 10.75 36.37 0.00 100 13 AVERAGE	Blank

Mode	22	
	Band Edge - L	
	U-NII-2A_5.25-5.35_802.11n HT40_CH62_5310MHz	
ANT	1	
Pol.	Vertical	Fundamental

Peak

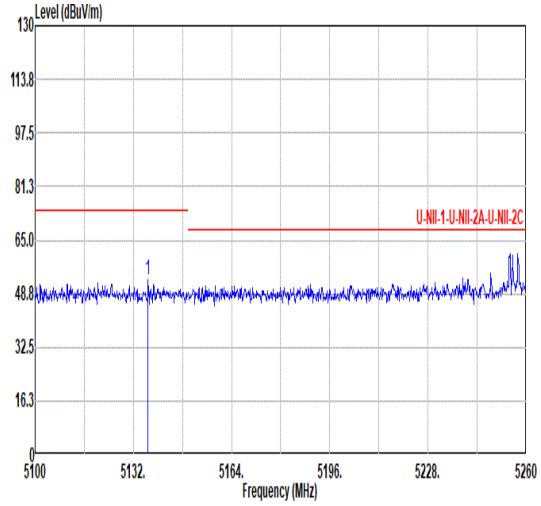

	Freq	Level	Limit Line	Over Limit	Read Level	Ant Factor	Cable Loss	Preamp Factor	Aux Factor	APos	TPos	Remark
	MHz	dBuV/m	dBuV/m	dB	dBuV	dB/m	dB	dB	dB	cm	deg	
1	5136.80	52.84	74.00	-21.16	44.53	34.39	10.59	36.67	0.00	195	360	PEAK

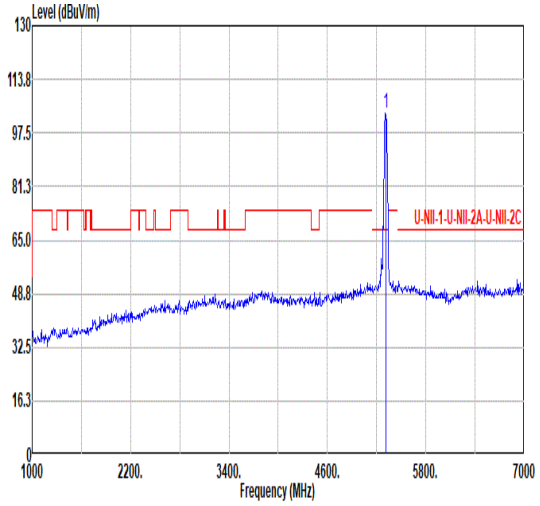

	Freq	Level	Limit Line	Over Limit	Read Level	Ant Factor	Cable Loss	Preamp Factor	Aux Factor	APos	TPos	Remark
	MHz	dBuV/m	dBuV/m	dB	dBuV	dB/m	dB	dB	dB	cm	deg	
1	5310.00	103.56	------	------	94.72	34.55	10.72	36.43	0.00	195	360	PEAK

Avg

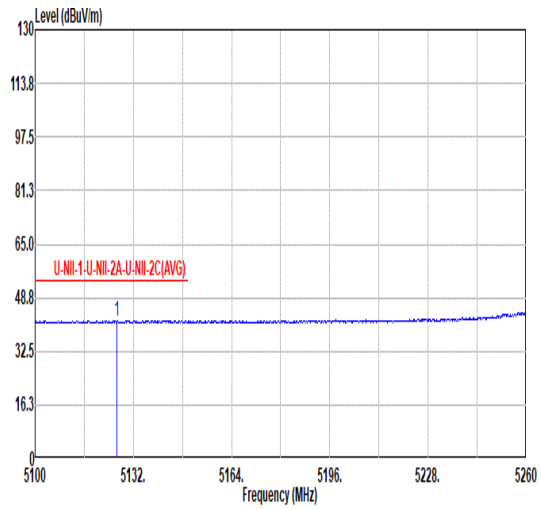

	Freq	Level	Limit Line	Over Limit	Read Level	Ant Factor	Cable Loss	Preamp Factor	Aux Factor	APos	TPos	Remark
	MHz	dBuV/m	dBuV/m	dB	dBuV	dB/m	dB	dB	dB	cm	deg	
1	5126.56	41.77	54.00	-12.23	33.50	34.38	10.58	36.69	0.00	195	360	AVERAGE

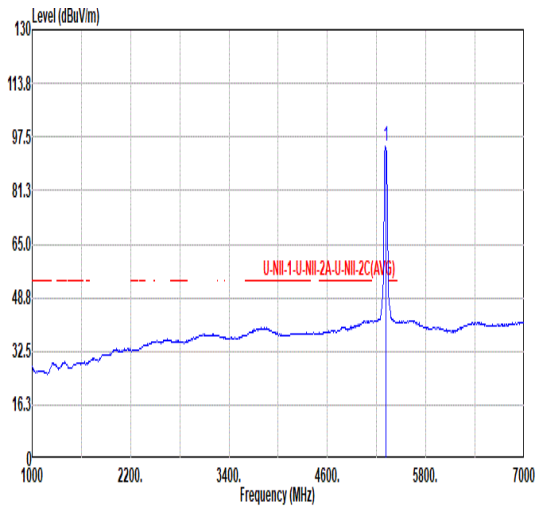

	Freq	Level	Limit Line	Over Limit	Read Level	Ant Factor	Cable Loss	Preamp Factor	Aux Factor	APos	TPos	Remark
	MHz	dBuV/m	dBuV/m	dB	dBuV	dB/m	dB	dB	dB	cm	deg	
1	5310.00	94.65	------	------	85.81	34.55	10.72	36.43	0.00	195	360	AVERAGE

Mode	22	
	Band Edge - R	
	U-NII-2A_5.25-5.35_802.11n HT40_CH62_5310MHz	
ANT	1	
Pol.	Vertical	Fundamental
Peak	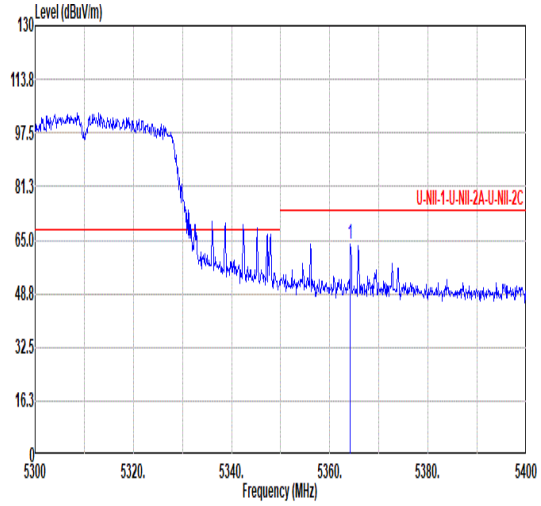 Freq Level Limit Line Over Limit Read Level Ant Factor Cable Loss Preamp Factor Aux Factor APos TPos Remark MHz dBuV/m dBuV/m dB dBuV dB/m dB dB dB cm deg 1 5364.20 63.65 74.00 -10.35 54.64 34.61 10.75 36.35 0.00 195 360 PEAK	Blank
Avg	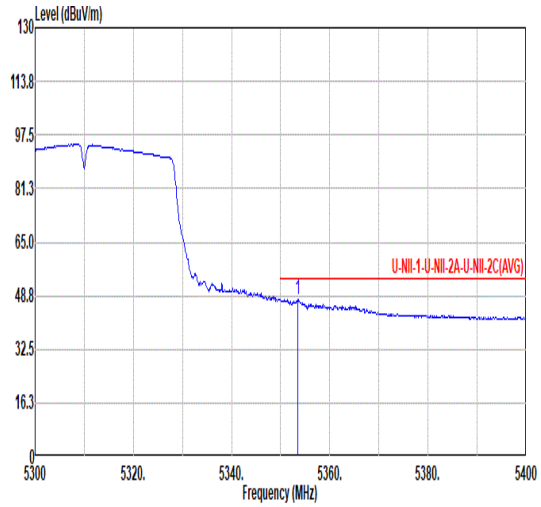 Freq Level Limit Line Over Limit Read Level Ant Factor Cable Loss Preamp Factor Aux Factor APos TPos Remark MHz dBuV/m dBuV/m dB dBuV dB/m dB dB dB cm deg 1 5353.50 47.64 54.00 -6.36 38.66 34.60 10.75 36.37 0.00 195 360 AVERAGE	Blank

Mode	22	
	Harmonic	
	U-NII-2A_5.25-5.35_802.11n HT40_CH62_5310MHz	
ANT	1	
Pol.	Horizontal	Vertical
Peak Avg	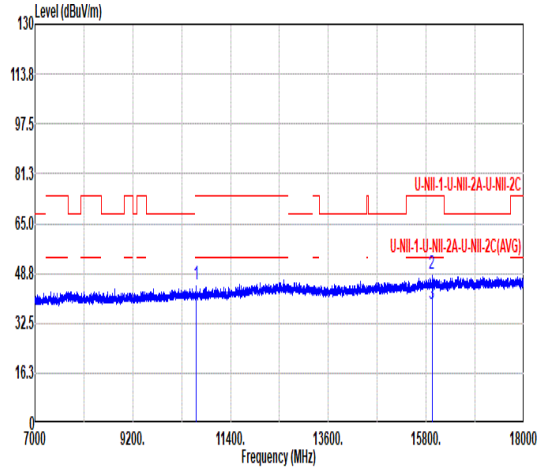	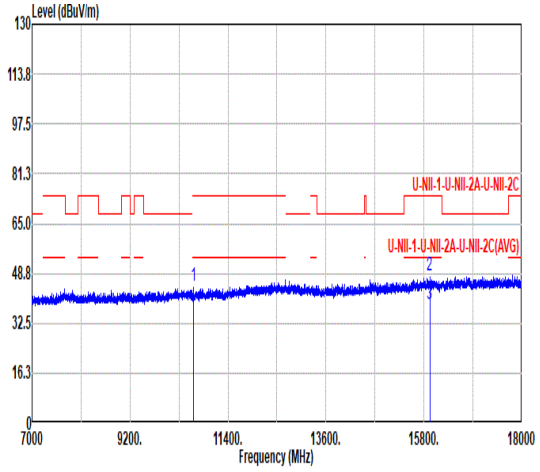

	Freq	Level	Limit Line	Over Limit	Read Level	Ant Factor	Cable Loss	Preamp Factor	Aux Factor	APos	TPos	Remark
	MHz	dBuV/m	dBuV/m	dB	dBuV	dB/m	dB	dB	dB	cm	deg	
1	10620.00	45.04	74.00	-28.96	58.72	37.60	15.69	66.97	0.00	---	---	PEAK
2	15930.00	48.38	74.00	-25.62	53.00	40.29	19.30	64.21	0.00	300	0	PEAK
3	15930.00	38.89	54.00	-15.11	43.45	40.33	19.31	64.20	0.00	300	0	AVERAGE

	Freq	Level	Limit Line	Over Limit	Read Level	Ant Factor	Cable Loss	Preamp Factor	Aux Factor	APos	TPos	Remark
	MHz	dBuV/m	dBuV/m	dB	dBuV	dB/m	dB	dB	dB	cm	deg	
1	10620.00	44.44	74.00	-29.56	58.12	37.60	15.69	66.97	0.00	---	---	PEAK
2	15930.00	48.19	74.00	-25.81	52.81	40.29	19.30	64.21	0.00	100	0	PEAK
3	15930.00	38.88	54.00	-15.12	43.47	40.31	19.30	64.20	0.00	100	0	AVERAGE

Mode	23	
	Band Edge - L	
	U-NII-2C_5.47-5.725_802.11n HT40_CH102_5510MHz	
ANT	1	
Pol.	Horizontal	Fundamental

Peak

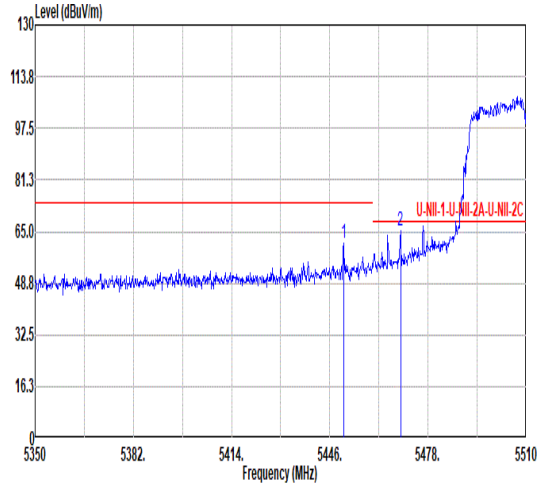

	Freq	Level	Limit Line	Over Limit	Read Level	Ant Factor	Cable Loss	Preamp Factor	Aux Factor	APos	TPos	Remark
	MHz	dBuV/m	dBuV/m	dB	dBuV	dB/m	dB	dB	dB	cm	deg	
1	5450.48	61.18	74.00	-12.82	51.89	34.69	10.83	36.23	0.00	154	360	PEAK
2	5469.04	65.13	68.20	-3.07	55.78	34.70	10.85	36.20	0.00	154	360	Peak

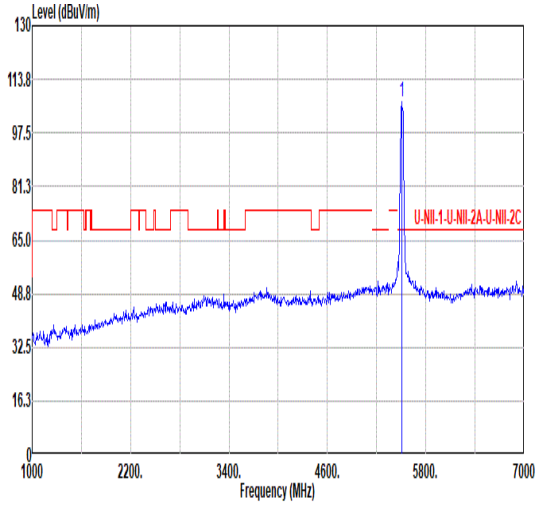

	Freq	Level	Limit Line	Over Limit	Read Level	Ant Factor	Cable Loss	Preamp Factor	Aux Factor	APos	TPos	Remark
	MHz	dBuV/m	dBuV/m	dB	dBuV	dB/m	dB	dB	dB	cm	deg	
1	5510.00	107.02	------	------	97.54	34.74	10.89	36.15	0.00	154	360	PEAK

Avg

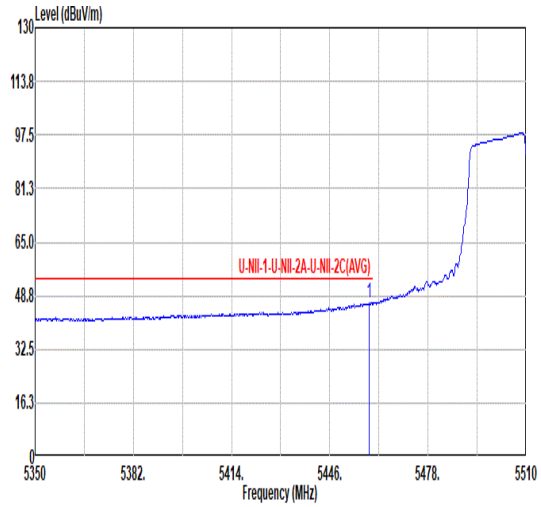

	Freq	Level	Limit Line	Over Limit	Read Level	Ant Factor	Cable Loss	Preamp Factor	Aux Factor	APos	TPos	Remark
	MHz	dBuV/m	dBuV/m	dB	dBuV	dB/m	dB	dB	dB	cm	deg	
1	5458.80	46.63	54.00	-7.37	37.31	34.70	10.84	36.22	0.00	154	360	AVERAGE

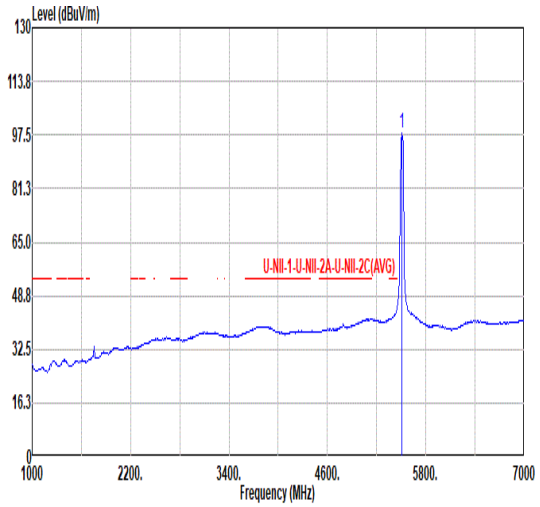

	Freq	Level	Limit Line	Over Limit	Read Level	Ant Factor	Cable Loss	Preamp Factor	Aux Factor	APos	TPos	Remark
	MHz	dBuV/m	dBuV/m	dB	dBuV	dB/m	dB	dB	dB	cm	deg	
1	5510.00	98.01	------	------	88.50	34.75	10.90	36.14	0.00	154	360	AVERAGE

Mode	23	
	Band Edge - R	
	U-NII-2C_5.47-5.725_802.11n HT40_CH102_5510MHz	
ANT	1	
Pol.	Horizontal	Fundamental
Peak	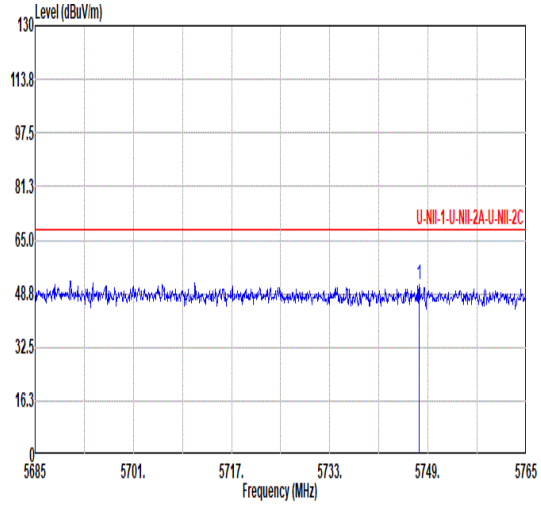	Blank

	Freq	Level	Limit Line	Over Limit	Read Level	Ant Factor	Cable Loss	Preamp Factor	Aux Factor	APos	TPos	Remark
	MHz	dBuV/m	dBuV/m	dB	dBuV	dB/m	dB	dB	dB	cm	deg	
1	5747.56	51.52	68.20	-16.68	42.99	34.97	11.21	37.65	0.00	154	360	PEAK

Mode	23	
	Band Edge - L	
	U-NII-2C_5.47-5.725_802.11n HT40_CH102_5510MHz	
ANT	1	
Pol.	Vertical	Fundamental
Peak	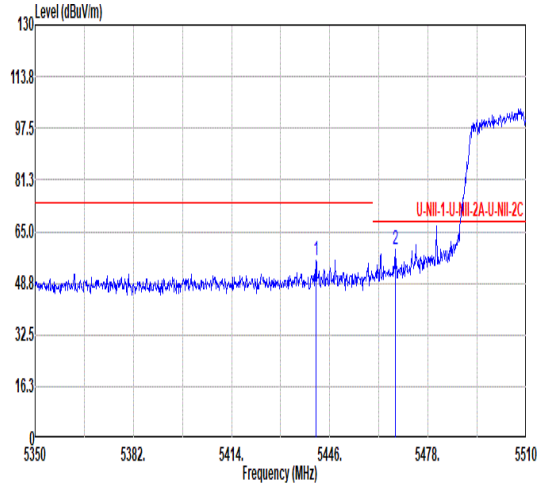	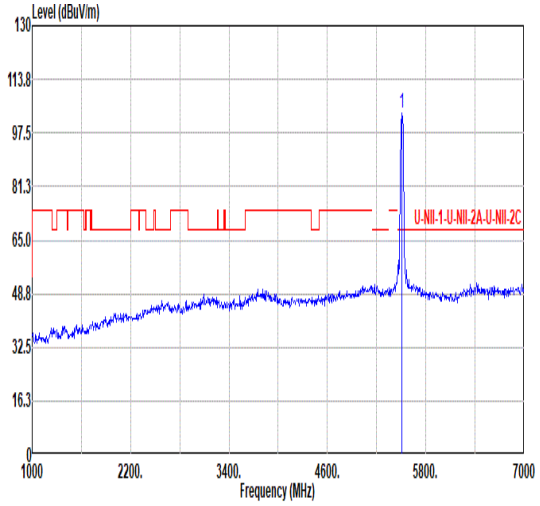
Avg	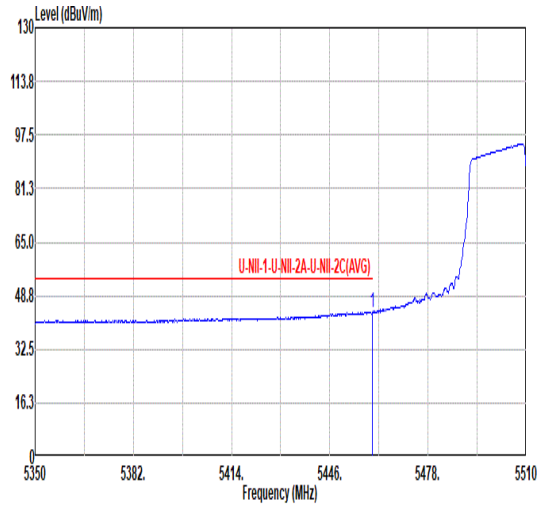	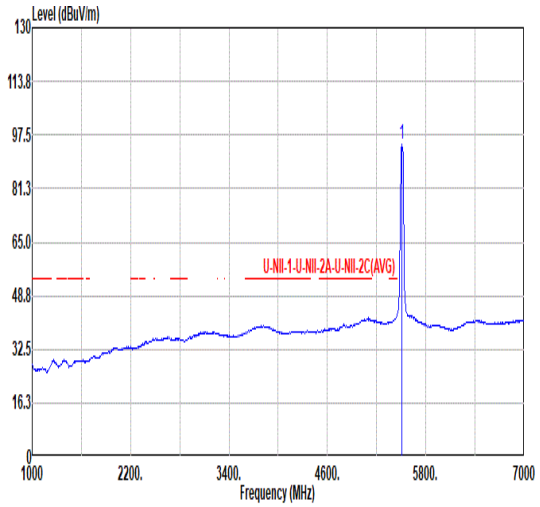

	Freq	Level	Limit Line	Over Limit	Read Level	Ant Factor	Cable Loss	Preamp Factor	Aux Factor	APos	TPos	Remark
	MHz	dBuV/m	dBuV/m	dB	dBuV	dB/m	dB	dB	dB	cm	deg	
1	5441.52	56.02	74.00	-17.98	46.76	34.68	10.82	36.24	0.00	182	0	PEAK
2	5467.28	59.12	68.20	-9.08	49.77	34.70	10.85	36.20	0.00	182	0	PEAK

	Freq	Level	Limit Line	Over Limit	Read Level	Ant Factor	Cable Loss	Preamp Factor	Aux Factor	APos	TPos	Remark
	MHz	dBuV/m	dBuV/m	dB	dBuV	dB/m	dB	dB	dB	cm	deg	
1	5510.00	103.37	------	------	93.86	34.75	10.90	36.14	0.00	182	0	PEAK

	Freq	Level	Limit Line	Over Limit	Read Level	Ant Factor	Cable Loss	Preamp Factor	Aux Factor	APos	TPos	Remark
	MHz	dBuV/m	dBuV/m	dB	dBuV	dB/m	dB	dB	dB	cm	deg	
1	5459.92	43.85	54.00	-10.15	34.52	34.70	10.84	36.21	0.00	182	0	AVERAGE

	Freq	Level	Limit Line	Over Limit	Read Level	Ant Factor	Cable Loss	Preamp Factor	Aux Factor	APos	TPos	Remark
	MHz	dBuV/m	dBuV/m	dB	dBuV	dB/m	dB	dB	dB	cm	deg	
1	5510.00	94.62	------	------	85.11	34.75	10.90	36.14	0.00	182	0	AVERAGE

Mode	23	
	Band Edge - R	
	U-NII-2C_5.47-5.725_802.11n HT40_CH102_5510MHz	
ANT	1	
Pol.	Vertical	Fundamental
Peak	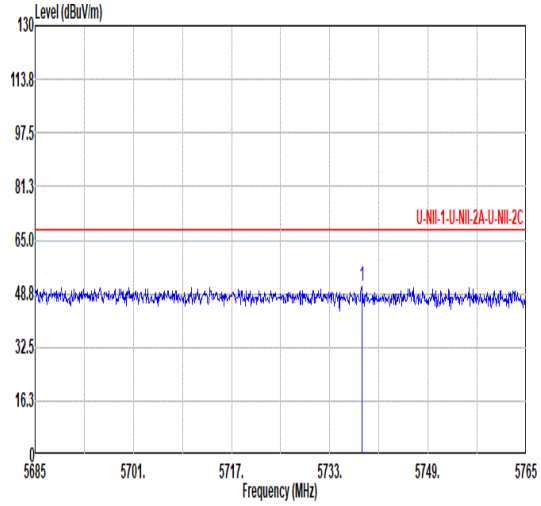	Blank

	Freq	Level	Limit Line	Over Limit	Read Level	Ant Factor	Cable Loss	Preamp Factor	Aux Factor	APos	TPos	Remark
	MHz	dBuV/m	dBuV/m	dB	dBuV	dB/m	dB	dB	dB	cm	deg	
1	5738.20	50.93	68.20	-17.27	42.28	34.96	11.19	37.50	0.00	182	0	PEAK

Mode	23	
	Harmonic	
	U-NII-2C_5.47-5.725_802.11n HT40_CH102_5510MHz	
ANT	1	
Pol.	Horizontal	Vertical

Peak

Avg

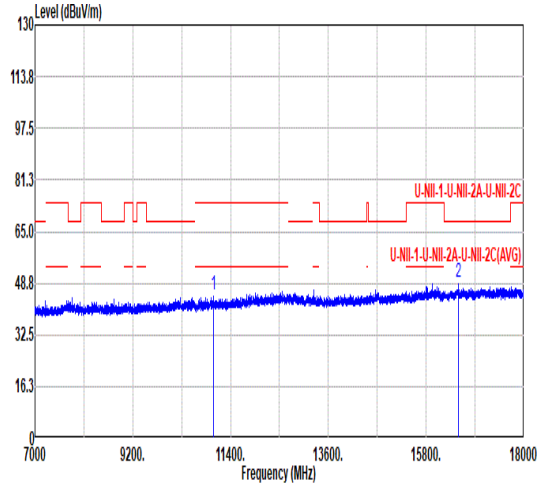

	Freq	Level	Limit Line	Over Limit	Read Level	Ant Factor	Cable Loss	Preamp Factor	Aux Factor	APos	TPos	Remark
	MHz	dBuV/m	dBuV/m	dB	dBuV	dB/m	dB	dB	dB	cm	deg	
1	11020.00	44.93	74.00	-29.07	57.62	37.88	16.06	66.63	0.00	---	---	PEAK
2	16530.00	49.09	68.20	-19.11	52.77	40.94	19.68	64.30	0.00	---	---	PEAK

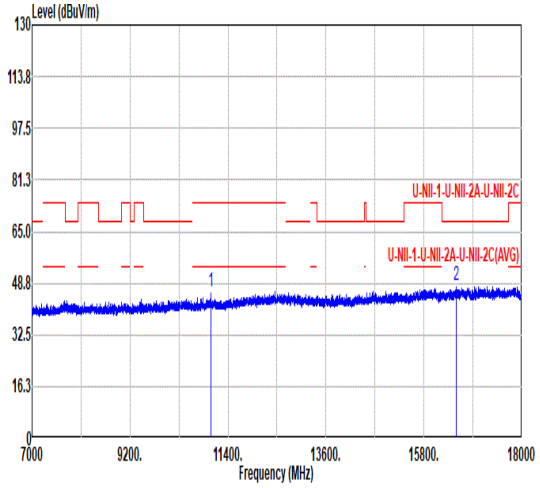

	Freq	Level	Limit Line	Over Limit	Read Level	Ant Factor	Cable Loss	Preamp Factor	Aux Factor	APos	TPos	Remark
	MHz	dBuV/m	dBuV/m	dB	dBuV	dB/m	dB	dB	dB	cm	deg	
1	11020.00	46.11	74.00	-27.89	58.80	37.88	16.06	66.63	0.00	---	---	PEAK
2	16530.00	48.32	68.20	-19.88	51.95	40.99	19.69	64.31	0.00	---	---	PEAK

Mode	24	
	Harmonic	
	U-NII-2C_5.47-5.725_802.11n HT40_CH110_5550MHz	
ANT	1	
Pol.	Horizontal	Vertical
Peak Avg	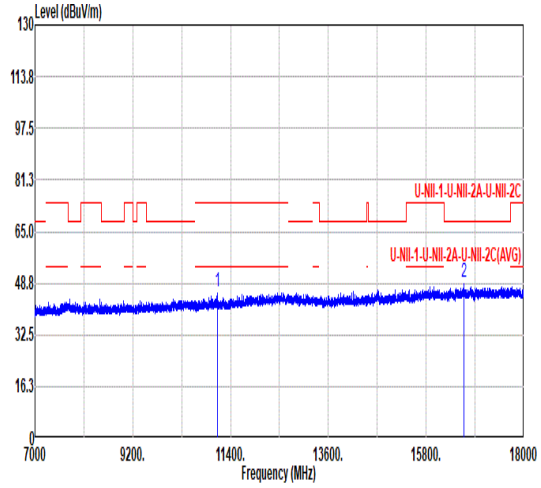	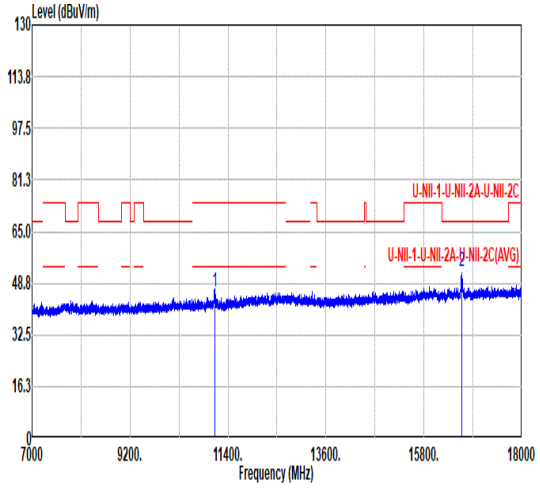

	Freq	Level	Limit Line	Over Limit	Read Level	Ant Factor	Cable Loss	Preamp Factor	Aux Factor	APos	TPos	Remark
	MHz	dBuV/m	dBuV/m	dB	dBuV	dB/m	dB	dB	dB	cm	deg	
1	11100.00	46.01	74.00	-27.99	58.72	37.80	16.11	66.62	0.00	---	---	PEAK
2	16650.00	49.09	68.20	-19.11	52.54	41.20	19.78	64.43	0.00	---	---	PEAK

	Freq	Level	Limit Line	Over Limit	Read Level	Ant Factor	Cable Loss	Preamp Factor	Aux Factor	APos	TPos	Remark
	MHz	dBuV/m	dBuV/m	dB	dBuV	dB/m	dB	dB	dB	cm	deg	
1	11100.00	45.98	74.00	-28.02	58.69	37.80	16.11	66.62	0.00	---	---	PEAK
2	16650.00	52.69	68.20	-15.51	56.14	41.20	19.77	64.42	0.00	---	---	PEAK

Mode	25	
	Band Edge - L	
	U-NII-2C_5.47-5.725_802.11n HT40_CH134_5670MHz	
ANT	1	
Pol.	Horizontal	Fundamental

Peak

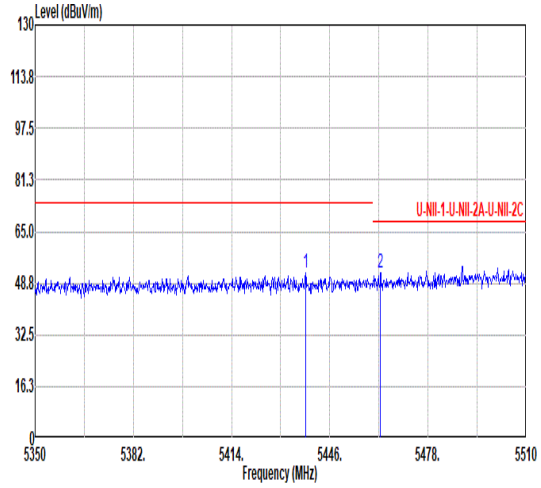

	Freq	Level	Limit Line	Over Limit	Read Level	Ant Factor	Cable Loss	Preamp Factor	Aux Factor	APos	TPos	Remark
	MHz	dBuV/m	dBuV/m	dB	dBuV	dB/m	dB	dB	dB	cm	deg	
1	5438.16	51.95	74.00	-22.05	42.71	34.68	10.81	36.25	0.00	150	360	PEAK
2	5462.48	51.99	68.20	-16.21	42.66	34.70	10.84	36.21	0.00	150	360	PEAK

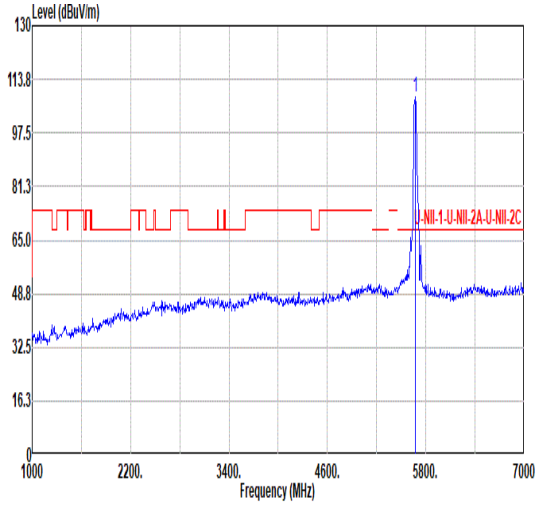

	Freq	Level	Limit Line	Over Limit	Read Level	Ant Factor	Cable Loss	Preamp Factor	Aux Factor	APos	TPos	Remark
	MHz	dBuV/m	dBuV/m	dB	dBuV	dB/m	dB	dB	dB	cm	deg	
1	5670.00	108.45	------	------	98.93	34.90	11.11	36.49	0.00	150	360	PEAK

Avg

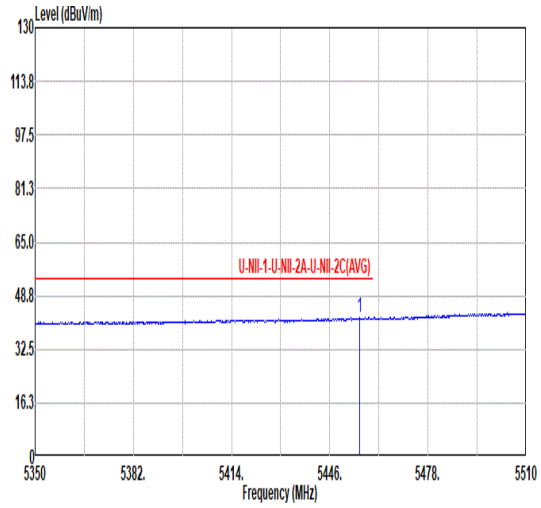

	Freq	Level	Limit Line	Over Limit	Read Level	Ant Factor	Cable Loss	Preamp Factor	Aux Factor	APos	TPos	Remark
	MHz	dBuV/m	dBuV/m	dB	dBuV	dB/m	dB	dB	dB	cm	deg	
1	5455.76	42.17	54.00	-11.83	32.86	34.69	10.84	36.22	0.00	150	360	AVERAGE

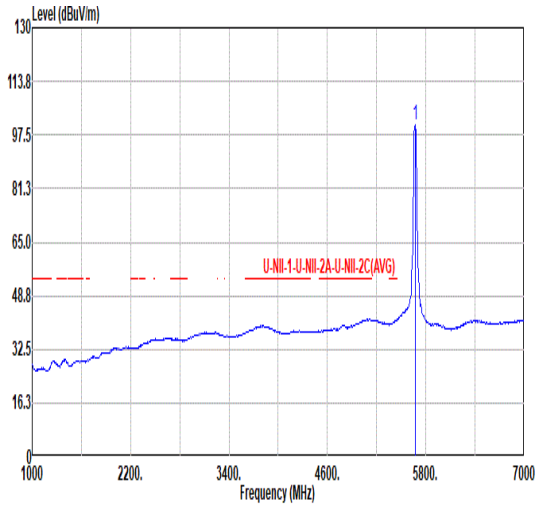

	Freq	Level	Limit Line	Over Limit	Read Level	Ant Factor	Cable Loss	Preamp Factor	Aux Factor	APos	TPos	Remark
	MHz	dBuV/m	dBuV/m	dB	dBuV	dB/m	dB	dB	dB	cm	deg	
1	5670.00	100.38	------	------	90.79	34.89	11.10	36.40	0.00	150	360	AVERAGE

<table>
<tr><td rowspan="3">Mode</td><td colspan="2">25</td></tr>
<tr><td colspan="2">Band Edge - R</td></tr>
<tr><td colspan="2">U-NII-2C_5.47-5.725_802.11n HT40_CH134_5670MHz</td></tr>
<tr><td>ANT</td><td colspan="2">1</td></tr>
<tr><td>Pol.</td><td>Horizontal</td><td>Fundamental</td></tr>
<tr><td>Peak</td><td> 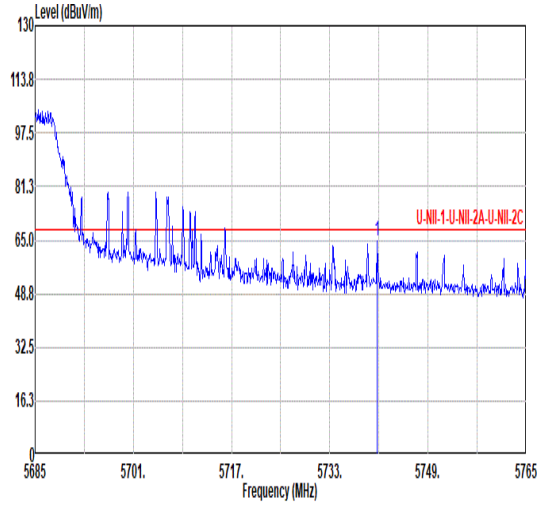

<table>
<tr><td></td><td>Freq</td><td>Level</td><td>Limit Line</td><td>Over Limit</td><td>Read Level</td><td>Ant Factor</td><td>Cable Loss</td><td>Preamp Factor</td><td>Aux Factor</td><td>APos</td><td>TPos</td><td>Remark</td></tr>
<tr><td></td><td>MHz</td><td>dBuV/m</td><td>dBuV/m</td><td>dB</td><td>dBuV</td><td>dB/m</td><td>dB</td><td>dB</td><td>dB</td><td>cm</td><td>deg</td><td></td></tr>
<tr><td>1</td><td>5740.76</td><td>64.88</td><td>68.20</td><td>-3.32</td><td>56.26</td><td>34.96</td><td>11.20</td><td>37.54</td><td>0.00</td><td>150</td><td>360</td><td>PEAK</td></tr>
</table></td><td>Blank</td></tr>
</table>

Mode	25	
	Band Edge - L	
	U-NII-2C_5.47-5.725_802.11n HT40_CH134_5670MHz	
ANT	1	
Pol.	Vertical	Fundamental

Peak

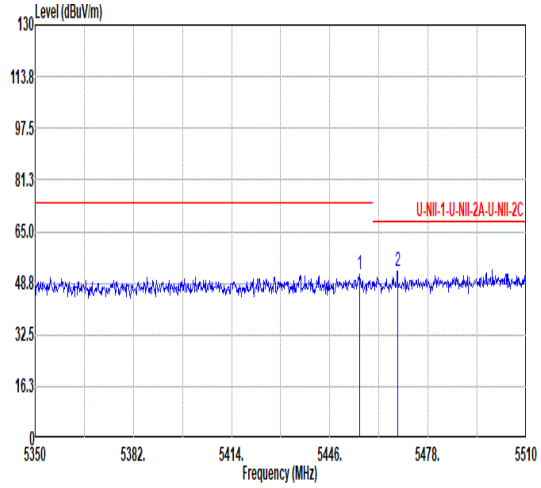

	Freq	Level	Limit Line	Over Limit	Read Level	Ant Factor	Cable Loss	Preamp Factor	Aux Factor	APos	TPos	Remark
	MHz	dBuV/m	dBuV/m	dB	dBuV	dB/m	dB	dB	dB	cm	deg	
1	5455.76	51.39	74.00	-22.61	42.08	34.69	10.84	36.22	0.00	187	0	PEAK
2	5468.08	52.61	68.20	-15.59	43.26	34.70	10.85	36.20	0.00	187	0	PEAK

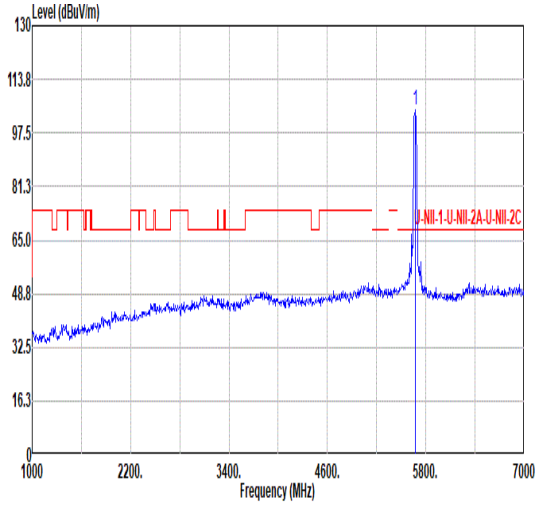

	Freq	Level	Limit Line	Over Limit	Read Level	Ant Factor	Cable Loss	Preamp Factor	Aux Factor	APos	TPos	Remark
	MHz	dBuV/m	dBuV/m	dB	dBuV	dB/m	dB	dB	dB	cm	deg	
1	5670.00	104.51	------	------	94.92	34.89	11.10	36.40	0.00	187	0	PEAK

Avg

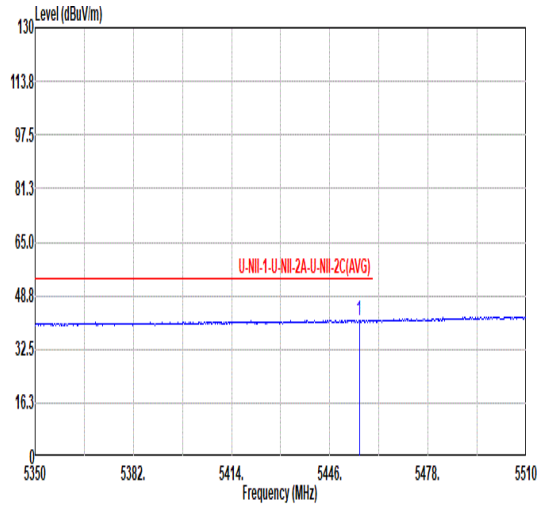

	Freq	Level	Limit Line	Over Limit	Read Level	Ant Factor	Cable Loss	Preamp Factor	Aux Factor	APos	TPos	Remark
	MHz	dBuV/m	dBuV/m	dB	dBuV	dB/m	dB	dB	dB	cm	deg	
1	5455.60	41.32	54.00	-12.68	32.01	34.69	10.84	36.22	0.00	187	0	AVERAGE

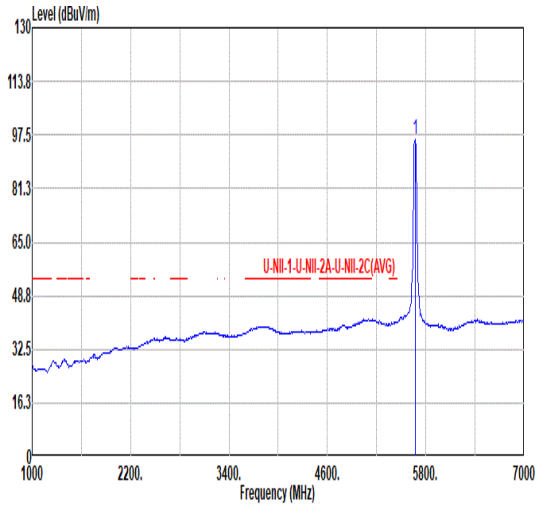

	Freq	Level	Limit Line	Over Limit	Read Level	Ant Factor	Cable Loss	Preamp Factor	Aux Factor	APos	TPos	Remark
	MHz	dBuV/m	dBuV/m	dB	dBuV	dB/m	dB	dB	dB	cm	deg	
1	5670.00	95.99	------	------	86.40	34.89	11.10	36.40	0.00	187	0	AVERAGE

Mode	25	
	Band Edge - R	
	U-NII-2C_5.47-5.725_802.11n HT40_CH134_5670MHz	
ANT	1	
Pol.	Vertical	Fundamental
Peak	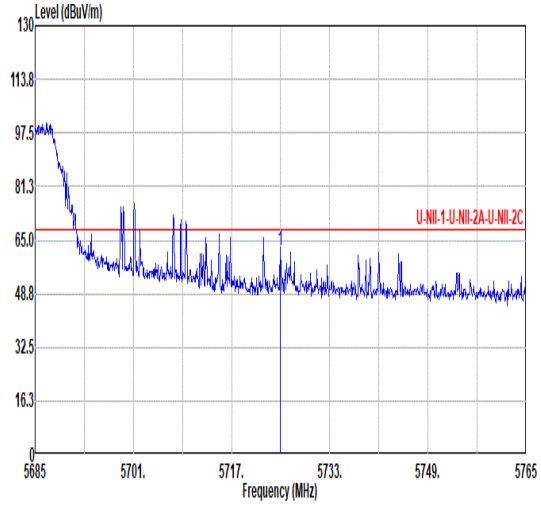	Blank

	Freq	Level	Limit Line	Over Limit	Read Level	Ant Factor	Cable Loss	Preamp Factor	Aux Factor	APos	TPos	Remark
	MHz	dBuV/m	dBuV/m	dB	dBuV	dB/m	dB	dB	dB	cm	deg	
1	5725.00	61.92	68.20	-6.28	53.08	34.95	11.18	37.29	0.00	187	0	PEAK

Mode	25	
	Harmonic	
	U-NII-2C_5.47-5.725_802.11n HT40_CH134_5670MHz	
ANT	1	
Pol.	Horizontal	Vertical
Peak Avg	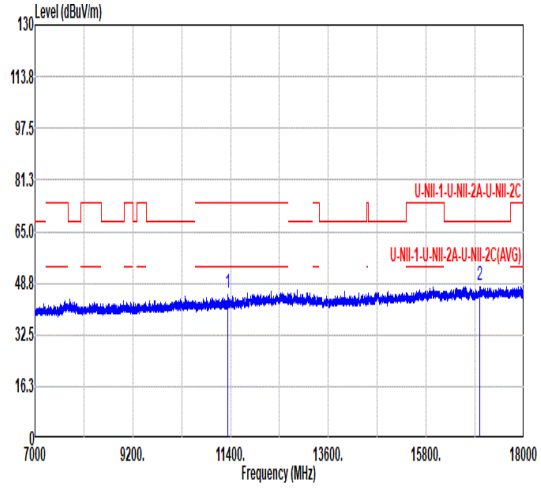	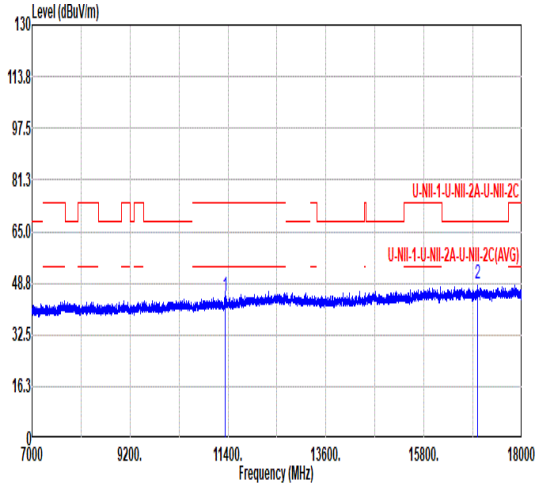

	Freq	Level	Limit Line	Over Limit	Read Level	Ant Factor	Cable Loss	Preamp Factor	Aux Factor	APos	TPos	Remark
	MHz	dBuV/m	dBuV/m	dB	dBuV	dB/m	dB	dB	dB	cm	deg	
1	11340.00	45.58	74.00	-28.42	57.98	37.94	16.26	66.60	0.00	---	---	PEAK
2	17010.00	48.10	68.20	-20.10	51.61	41.20	20.00	64.71	0.00	---	---	PEAK

	Freq	Level	Limit Line	Over Limit	Read Level	Ant Factor	Cable Loss	Preamp Factor	Aux Factor	APos	TPos	Remark
	MHz	dBuV/m	dBuV/m	dB	dBuV	dB/m	dB	dB	dB	cm	deg	
1	11340.00	44.44	74.00	-29.56	56.84	37.94	16.26	66.60	0.00	---	---	PEAK
2	17010.00	48.66	68.20	-19.54	52.18	41.20	20.00	64.72	0.00	---	---	PEAK

Mode	26	
	Band Edge - L	
	U-NII-1_5.15-5.25_802.11ac VHT80_CH42_5210MHz	
ANT	1	
Pol.	Horizontal	Fundamental

Peak

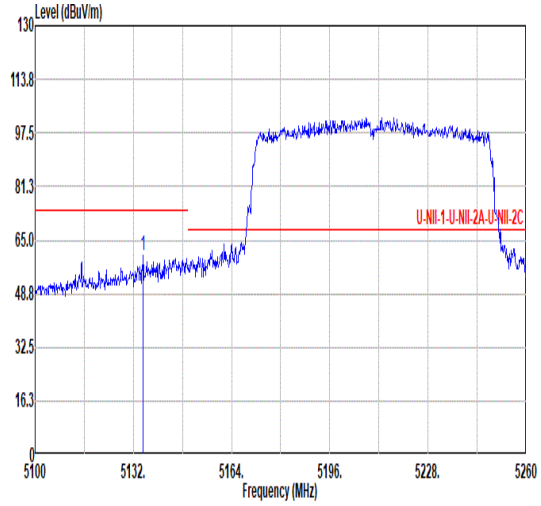

	Freq	Level	Limit Line	Over Limit	Read Level	Ant Factor	Cable Loss	Preamp Factor	Aux Factor	APos	TPos	Remark
	MHz	dBuV/m	dBuV/m	dB	dBuV	dB/m	dB	dB	dB	cm	deg	
1	5135.20	60.57	74.00	-13.43	52.26	34.39	10.59	36.67	0.00	124	360	PEAK

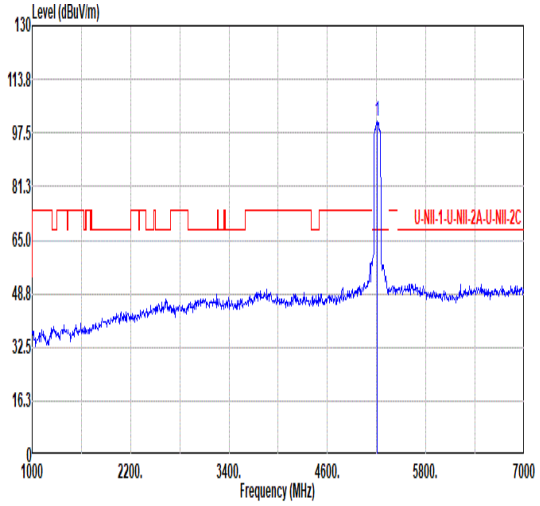

	Freq	Level	Limit Line	Over Limit	Read Level	Ant Factor	Cable Loss	Preamp Factor	Aux Factor	APos	TPos	Remark
	MHz	dBuV/m	dBuV/m	dB	dBuV	dB/m	dB	dB	dB	cm	deg	
1	5210.00	101.17	------	------	92.62	34.46	10.66	36.57	0.00	124	360	PEAK

Avg

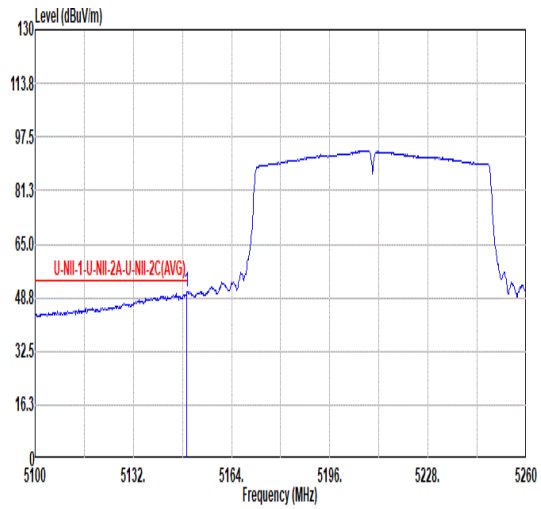

	Freq	Level	Limit Line	Over Limit	Read Level	Ant Factor	Cable Loss	Preamp Factor	Aux Factor	APos	TPos	Remark
	MHz	dBuV/m	dBuV/m	dB	dBuV	dB/m	dB	dB	dB	cm	deg	
1	5149.44	50.55	54.00	-3.45	42.19	34.40	10.61	36.65	0.00	124	360	AVERAGE

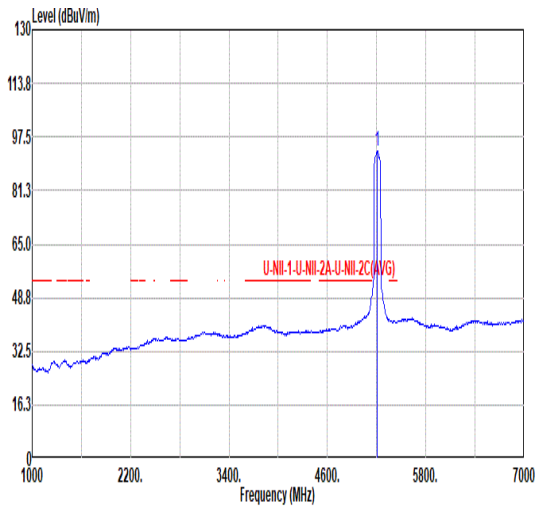

	Freq	Level	Limit Line	Over Limit	Read Level	Ant Factor	Cable Loss	Preamp Factor	Aux Factor	APos	TPos	Remark
	MHz	dBuV/m	dBuV/m	dB	dBuV	dB/m	dB	dB	dB	cm	deg	
1	5210.00	93.39	------	------	84.84	34.46	10.66	36.57	0.00	124	360	AVERAGE

Mode	26	
	Band Edge - R	
	U-NII-1_5.15-5.25_802.11ac VHT80_CH42_5210MHz	
ANT	1	
Pol.	Horizontal	Fundamental
Peak	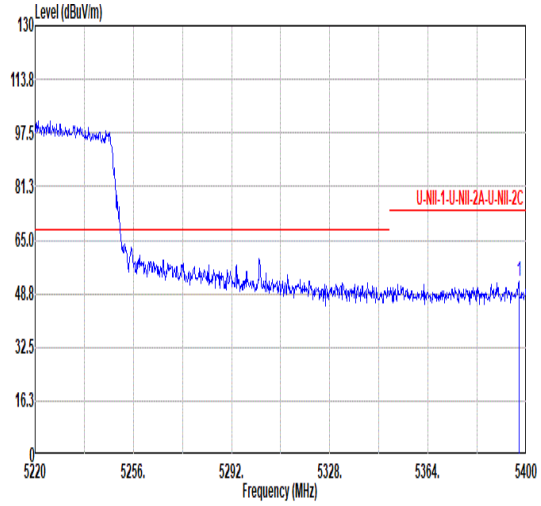	Blank
Avg	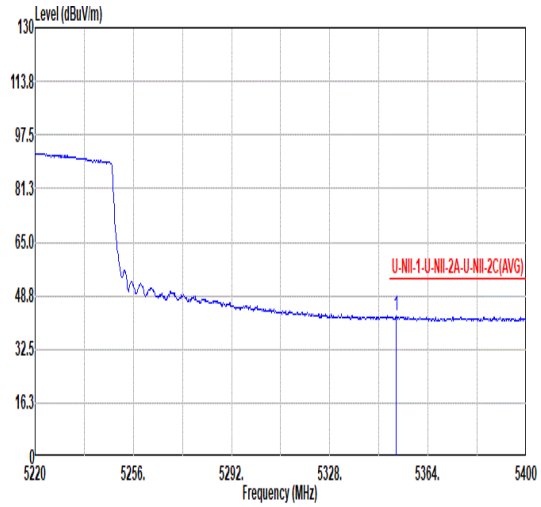	Blank

	Freq	Level	Limit Line	Over Limit	Read Level	Ant Factor	Cable Loss	Preamp Factor	Aux Factor	APos	TPos	Remark
	MHz	dBuV/m	dBuV/m	dB	dBuV	dB/m	dB	dB	dB	cm	deg	
1	5397.30	52.29	74.00	-21.71	43.18	34.64	10.77	36.30	0.00	124	360	PEAK

	Freq	Level	Limit Line	Over Limit	Read Level	Ant Factor	Cable Loss	Preamp Factor	Aux Factor	APos	TPos	Remark
	MHz	dBuV/m	dBuV/m	dB	dBuV	dB/m	dB	dB	dB	cm	deg	
1	5352.30	42.44	54.00	-11.56	33.47	34.59	10.75	36.37	0.00	124	360	AVERAGE

Mode	26	
	Band Edge - L	
	U-NII-1_5.15-5.25_802.11ac VHT80_CH42_5210MHz	
ANT	1	
Pol.	Vertical	Fundamental

Peak

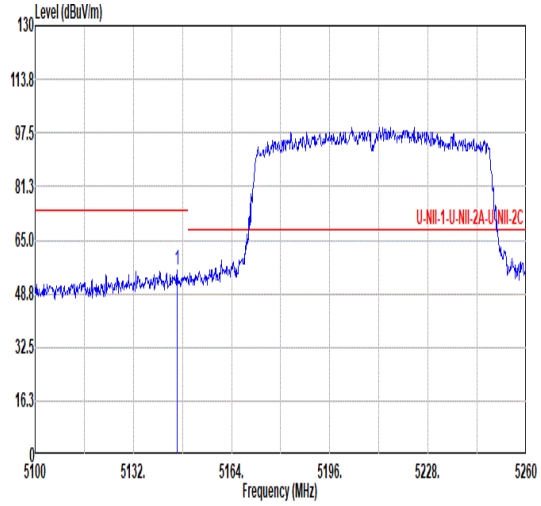

	Freq	Level	Limit Line	Over Limit	Read Level	Ant Factor	Cable Loss	Preamp Factor	Aux Factor	APos	TPos	Remark
	MHz	dBuV/m	dBuV/m	dB	dBuV	dB/m	dB	dB	dB	cm	deg	
1	5146.24	55.78	74.00	-18.22	47.44	34.40	10.60	36.66	0.00	156	0	PEAK

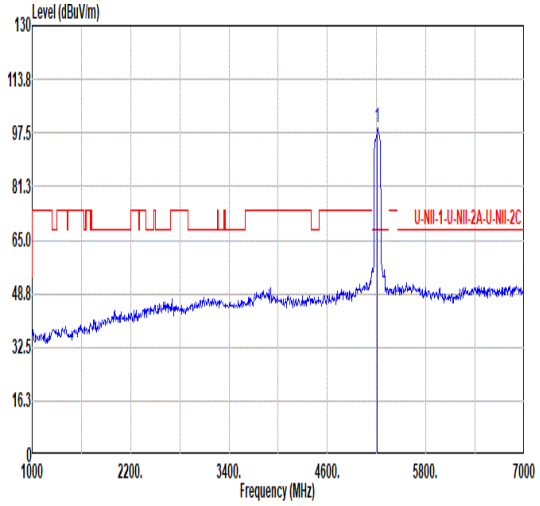

	Freq	Level	Limit Line	Over Limit	Read Level	Ant Factor	Cable Loss	Preamp Factor	Aux Factor	APos	TPos	Remark
	MHz	dBuV/m	dBuV/m	dB	dBuV	dB/m	dB	dB	dB	cm	deg	
1	5210.00	99.10	------	------	90.52	34.47	10.67	36.56	0.00	156	0	PEAK

Avg

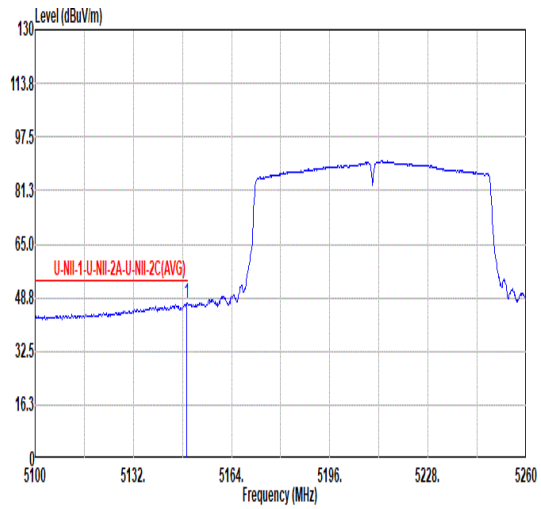

	Freq	Level	Limit Line	Over Limit	Read Level	Ant Factor	Cable Loss	Preamp Factor	Aux Factor	APos	TPos	Remark
	MHz	dBuV/m	dBuV/m	dB	dBuV	dB/m	dB	dB	dB	cm	deg	
1	5149.44	47.01	54.00	-6.99	38.65	34.40	10.61	36.65	0.00	156	0	AVERAGE

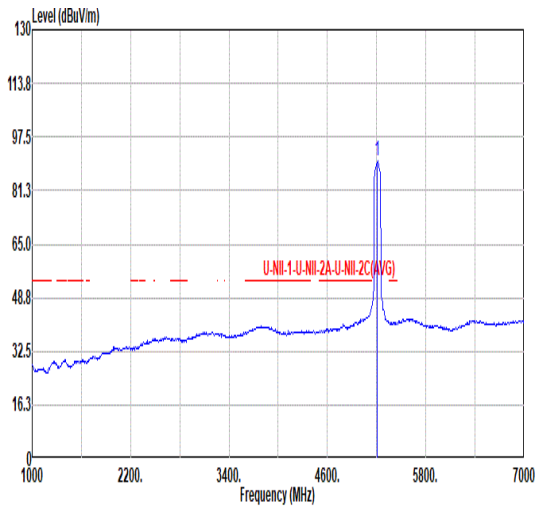

	Freq	Level	Limit Line	Over Limit	Read Level	Ant Factor	Cable Loss	Preamp Factor	Aux Factor	APos	TPos	Remark
	MHz	dBuV/m	dBuV/m	dB	dBuV	dB/m	dB	dB	dB	cm	deg	
1	5210.00	90.16	------	------	81.60	34.46	10.67	36.57	0.00	156	0	AVERAGE

Mode	26	
	Band Edge - R	
	U-NII-1_5.15-5.25_802.11ac VHT80_CH42_5210MHz	
ANT	1	
Pol.	Vertical	Fundamental
Peak	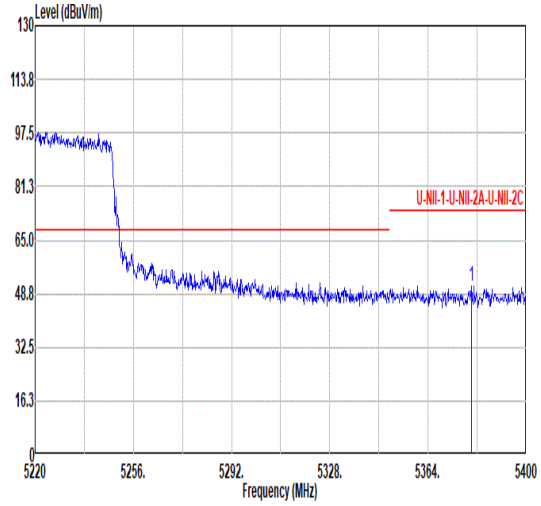 Freq Level Limit Line Over Limit Read Level Ant Factor Cable Loss Preamp Factor Aux Factor APos TPos Remark MHz dBuV/m dBuV/m dB dBuV dB/m dB dB dB cm deg 1 5379.84 51.19 74.00 -22.81 42.14 34.62 10.76 36.33 0.00 156 0 PEAK	Blank
Avg	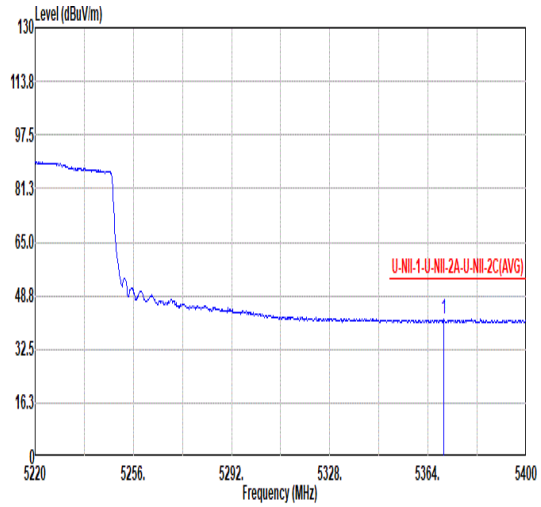 Freq Level Limit Line Over Limit Read Level Ant Factor Cable Loss Preamp Factor Aux Factor APos TPos Remark MHz dBuV/m dBuV/m dB dBuV dB/m dB dB dB cm deg 1 5369.76 41.60 54.00 -12.40 32.57 34.61 10.76 36.34 0.00 156 0 AVERAGE	Blank

Mode	26	
	Harmonic	
	U-NII-1_5.15-5.25_802.11ac VHT80_CH42_5210MHz	
ANT	1	
Pol.	Horizontal	Vertical
Peak Avg	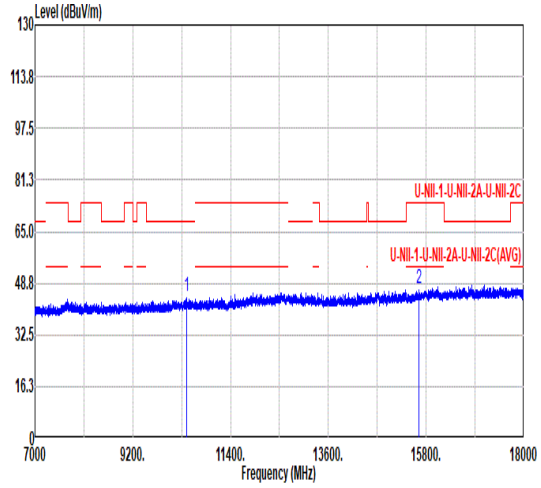	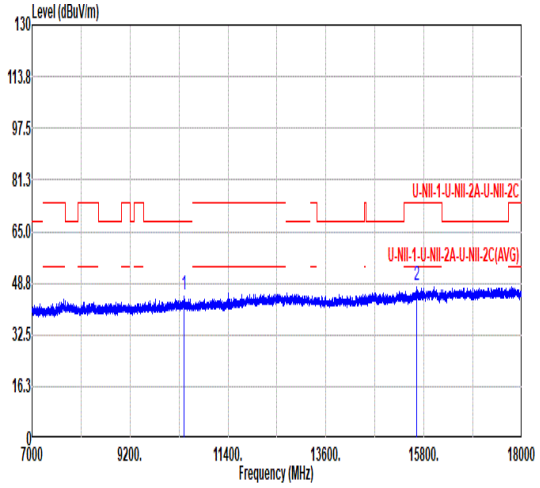

	Freq	Level	Limit Line	Over Limit	Read Level	Ant Factor	Cable Loss	Preamp Factor	Aux Factor	APos	TPos	Remark
	MHz	dBuV/m	dBuV/m	dB	dBuV	dB/m	dB	dB	dB	cm	deg	
1	10420.00	44.89	68.20	-23.31	59.01	37.42	15.51	67.05	0.00	---	---	PEAK
2	15630.00	47.27	74.00	-26.73	52.76	39.83	19.10	64.42	0.00	---	---	PEAK

	Freq	Level	Limit Line	Over Limit	Read Level	Ant Factor	Cable Loss	Preamp Factor	Aux Factor	APos	TPos	Remark
	MHz	dBuV/m	dBuV/m	dB	dBuV	dB/m	dB	dB	dB	cm	deg	
1	10420.00	45.26	68.20	-22.94	59.38	37.42	15.51	67.05	0.00	---	---	PEAK
2	15630.00	47.84	74.00	-26.16	53.33	39.83	19.10	64.42	0.00	---	---	PEAK

Mode	27	
	Band Edge - L	
	U-NII-2A_5.25-5.35_802.11ac VHT80_CH58_5290MHz	
ANT	1	
Pol.	Horizontal	Fundamental

Peak

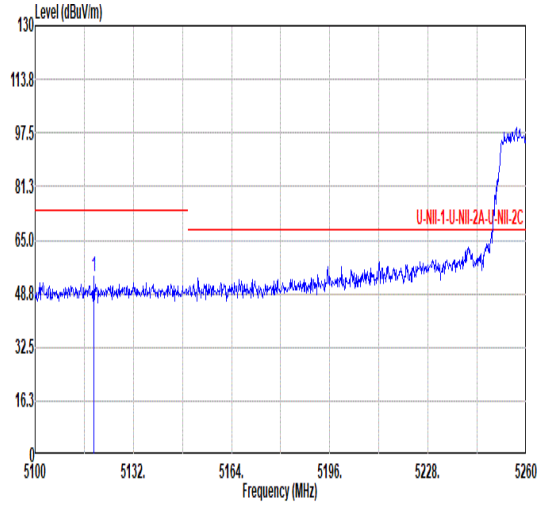

	Freq	Level	Limit Line	Over Limit	Read Level	Ant Factor	Cable Loss	Preamp Factor	Aux Factor	APos	TPos	Remark
	MHz	dBuV/m	dBuV/m	dB	dBuV	dB/m	dB	dB	dB	cm	deg	
1	5119.20	53.91	74.00	-20.09	45.66	34.37	10.58	36.70	0.00	121	360	PEAK

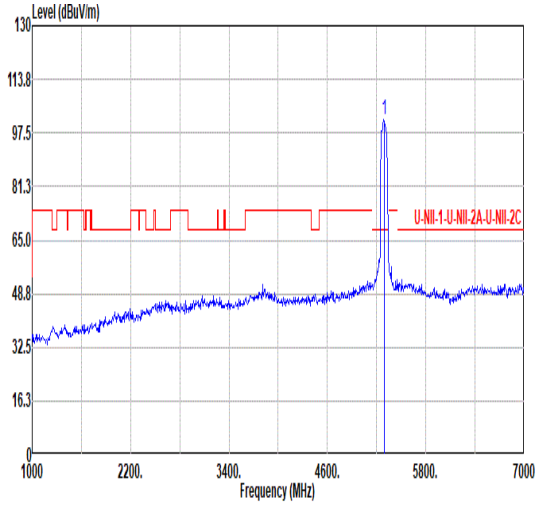

	Freq	Level	Limit Line	Over Limit	Read Level	Ant Factor	Cable Loss	Preamp Factor	Aux Factor	APos	TPos	Remark
	MHz	dBuV/m	dBuV/m	dB	dBuV	dB/m	dB	dB	dB	cm	deg	
1	5290.00	101.73	------	------	92.95	34.53	10.71	36.46	0.00	121	360	PEAK

Avg

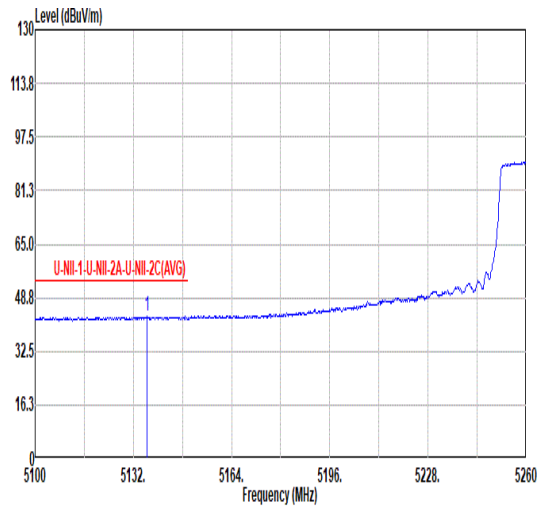

	Freq	Level	Limit Line	Over Limit	Read Level	Ant Factor	Cable Loss	Preamp Factor	Aux Factor	APos	TPos	Remark
	MHz	dBuV/m	dBuV/m	dB	dBuV	dB/m	dB	dB	dB	cm	deg	
1	5136.48	43.10	54.00	-10.90	34.79	34.39	10.59	36.67	0.00	121	360	AVERAGE

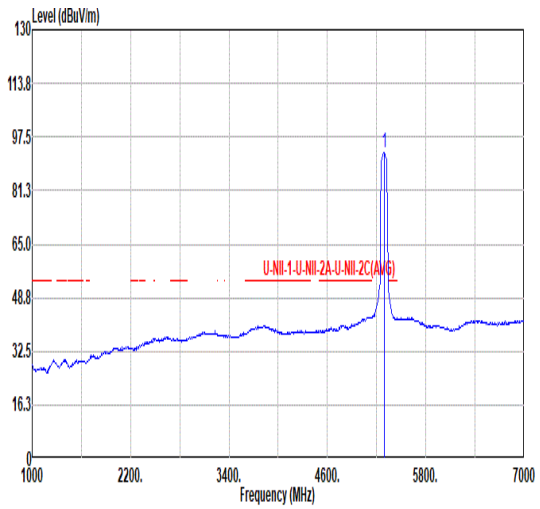

	Freq	Level	Limit Line	Over Limit	Read Level	Ant Factor	Cable Loss	Preamp Factor	Aux Factor	APos	TPos	Remark
	MHz	dBuV/m	dBuV/m	dB	dBuV	dB/m	dB	dB	dB	cm	deg	
1	5290.00	92.88	------	------	84.09	34.54	10.71	36.46	0.00	121	360	AVERAGE

Mode	27	
	Band Edge - R	
	U-NII-2A_5.25-5.35_802.11ac VHT80_CH58_5290MHz	
ANT	1	
Pol.	Horizontal	Fundamental
Peak	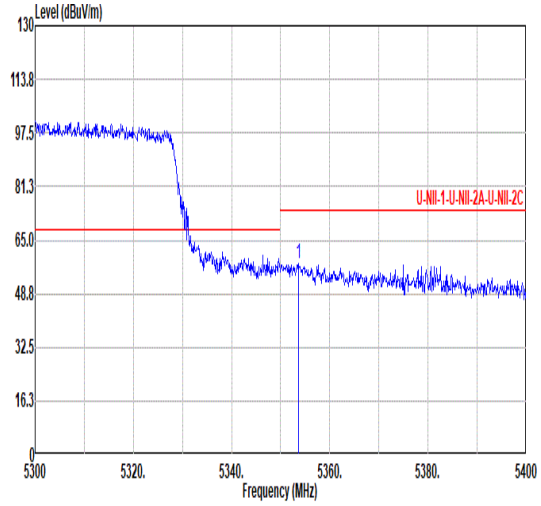 Freq Level Limit Line Over Limit Read Level Ant Factor Cable Loss Preamp Factor Aux Factor APos TPos Remark MHz dBuV/m dBuV/m dB dBuV dB/m dB dB dB cm deg 1 5353.70 57.75 74.00 -16.25 48.77 34.60 10.75 36.37 0.00 121 360 PEAK	Blank
Avg	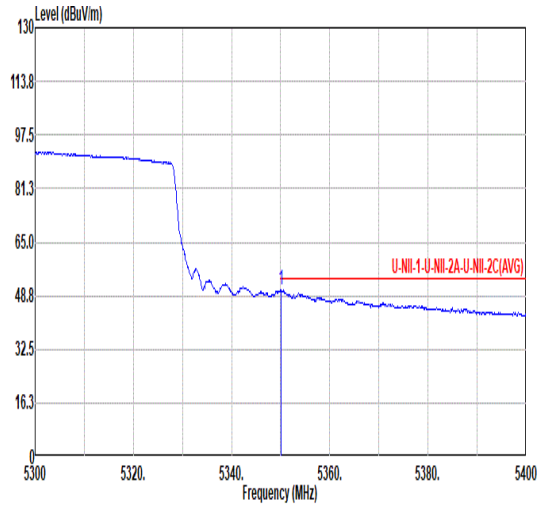 Freq Level Limit Line Over Limit Read Level Ant Factor Cable Loss Preamp Factor Aux Factor APos TPos Remark MHz dBuV/m dBuV/m dB dBuV dB/m dB dB dB cm deg 1 5350.10 50.39 54.00 -3.61 41.42 34.59 10.75 36.37 0.00 121 360 AVERAGE	Blank

Mode	27	
	Band Edge - L	
	U-NII-2A_5.25-5.35_802.11ac VHT80_CH58_5290MHz	
ANT	1	
Pol.	Vertical	Fundamental

Peak

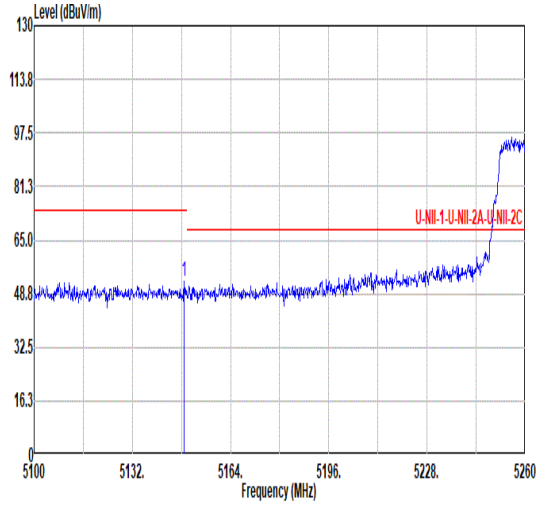

	Freq	Level	Limit Line	Over Limit	Read Level	Ant Factor	Cable Loss	Preamp Factor	Aux Factor	APos	TPos	Remark
	MHz	dBuV/m	dBuV/m	dB	dBuV	dB/m	dB	dB	dB	cm	deg	
1	5148.96	52.37	74.00	-21.63	44.02	34.40	10.61	36.66	0.00	152	0	PEAK

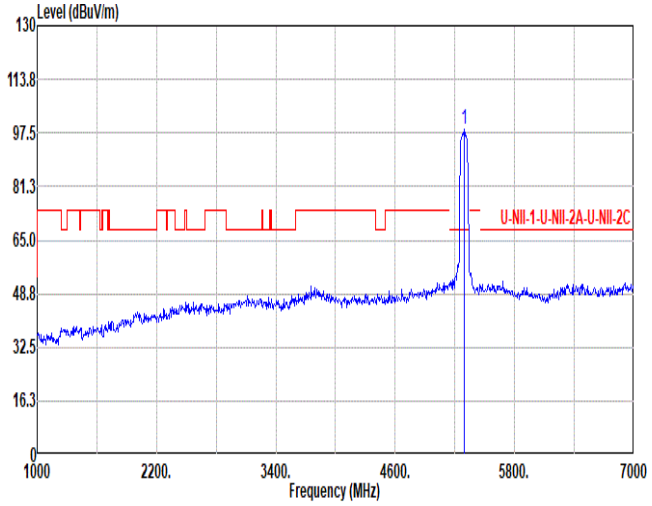

	Freq	Level	Limit Line	Over Limit	Read Level	Ant Factor	Cable Loss	Preamp Factor	Aux Factor	APos	TPos	Remark
	MHz	dBuV/m	dBuV/m	dB	dBuV	dB/m	dB	dB	dB	cm	deg	
1	5290.00	98.72	------	------	89.91	34.54	10.72	36.45	0.00	152	0	PEAK

Avg

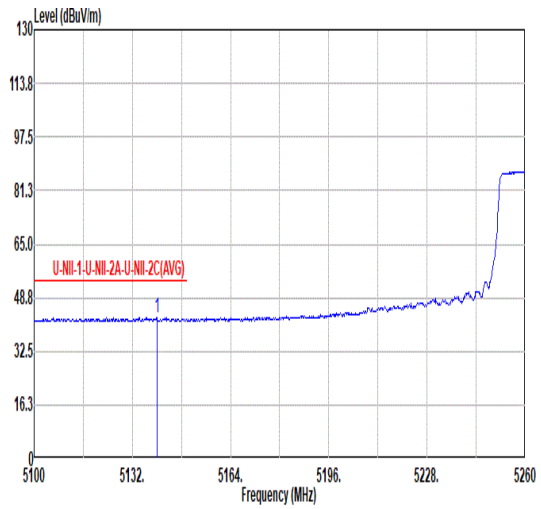

	Freq	Level	Limit Line	Over Limit	Read Level	Ant Factor	Cable Loss	Preamp Factor	Aux Factor	APos	TPos	Remark
	MHz	dBuV/m	dBuV/m	dB	dBuV	dB/m	dB	dB	dB	cm	deg	
1	5140.16	42.70	54.00	-11.30	34.38	34.39	10.60	36.67	0.00	152	0	AVERAGE

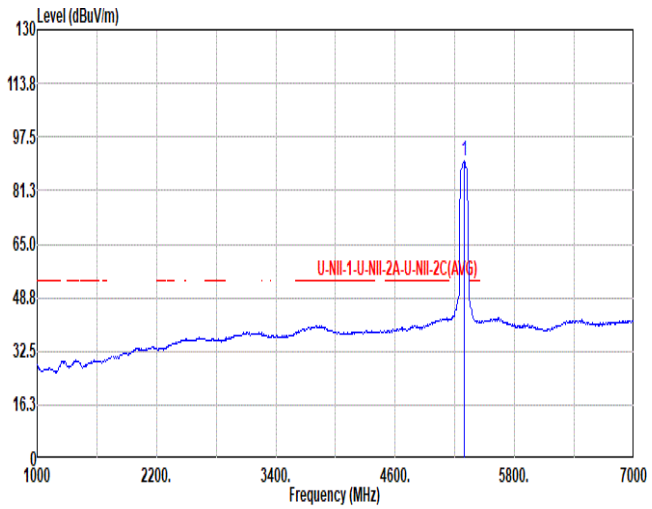

	Freq	Level	Limit Line	Over Limit	Read Level	Ant Factor	Cable Loss	Preamp Factor	Aux Factor	APos	TPos	Remark
	MHz	dBuV/m	dBuV/m	dB	dBuV	dB/m	dB	dB	dB	cm	deg	
1	5290.00	90.28	------	------	81.47	34.54	10.72	36.45	0.00	152	0	AVERAGE

Mode	27	
	Band Edge - R	
	U-NII-2A_5.25-5.35_802.11ac VHT80_CH58_5290MHz	
ANT	1	
Pol.	Vertical	Fundamental
Peak	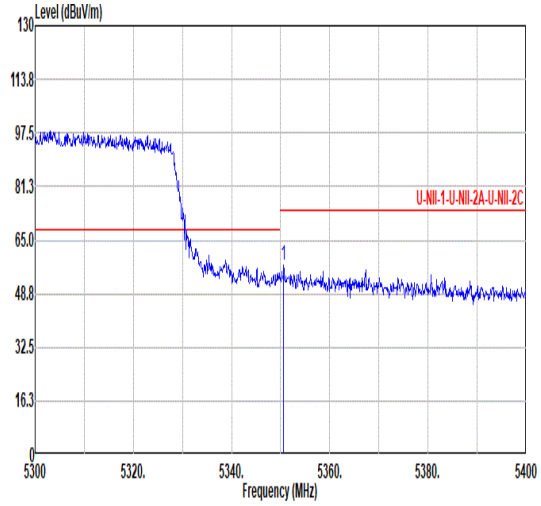 Freq Level Limit Line Over Limit Read Level Ant Factor Cable Loss Preamp Factor Aux Factor APos TPos Remark MHz dBuV/m dBuV/m dB dBuV dB/m dB dB dB cm deg 1 5350.60 57.42 74.00 -16.58 48.45 34.59 10.75 36.37 0.00 152 0 PEAK	Blank
Avg	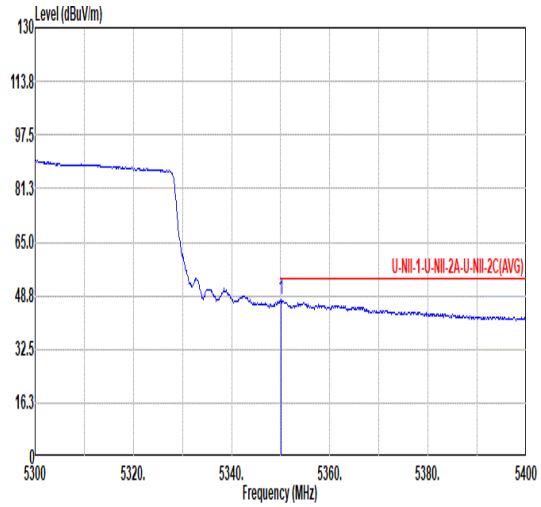 Freq Level Limit Line Over Limit Read Level Ant Factor Cable Loss Preamp Factor Aux Factor APos TPos Remark MHz dBuV/m dBuV/m dB dBuV dB/m dB dB dB cm deg 1 5350.10 47.58 54.00 -6.42 38.61 34.59 10.75 36.37 0.00 152 0 AVERAGE	Blank

Mode	27	
	Harmonic	
	U-NII-2A_5.25-5.35_802.11ac VHT80_CH58_5290MHz	
ANT	1	
Pol.	Horizontal	Vertical
Peak Avg	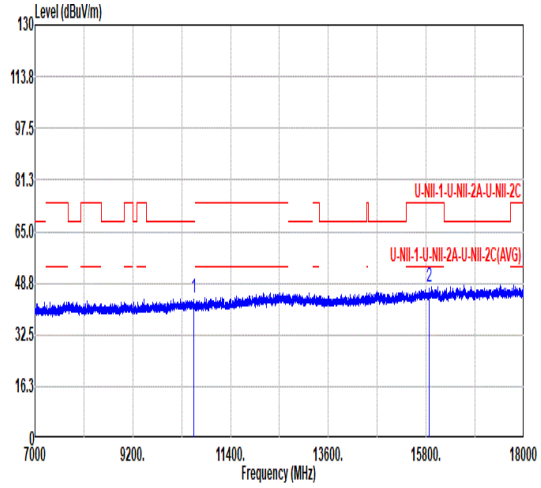	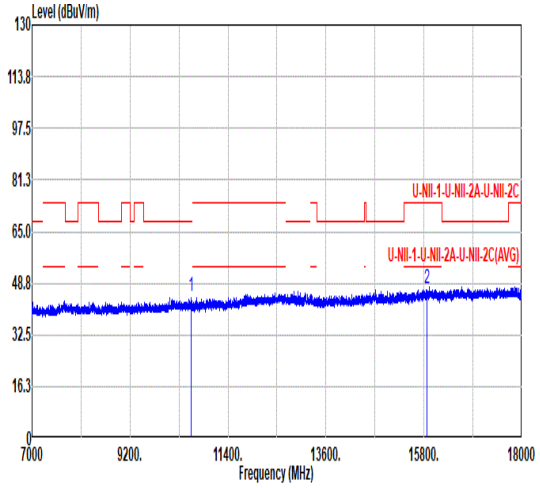

	Freq	Level	Limit Line	Over Limit	Read Level	Ant Factor	Cable Loss	Preamp Factor	Aux Factor	APos	TPos	Remark
	MHz	dBuV/m	dBuV/m	dB	dBuV	dB/m	dB	dB	dB	cm	deg	
1	10580.00	44.38	68.20	-23.82	58.16	37.58	15.65	67.01	0.00	---	---	PEAK
2	15870.00	47.34	74.00	-26.66	52.16	40.17	19.26	64.25	0.00	---	---	PEAK

	Freq	Level	Limit Line	Over Limit	Read Level	Ant Factor	Cable Loss	Preamp Factor	Aux Factor	APos	TPos	Remark
	MHz	dBuV/m	dBuV/m	dB	dBuV	dB/m	dB	dB	dB	cm	deg	
1	10580.00	44.63	68.20	-23.57	58.41	37.58	15.65	67.01	0.00	---	---	PEAK
2	15870.00	47.18	74.00	-26.82	52.00	40.17	19.26	64.25	0.00	---	---	PEAK

Mode	28	
	Band Edge - L	
	U-NII-2C_5.47-5.725_802.11ac VHT80_CH106_5530MHz	
ANT	1	
Pol.	Horizontal	Fundamental

Peak

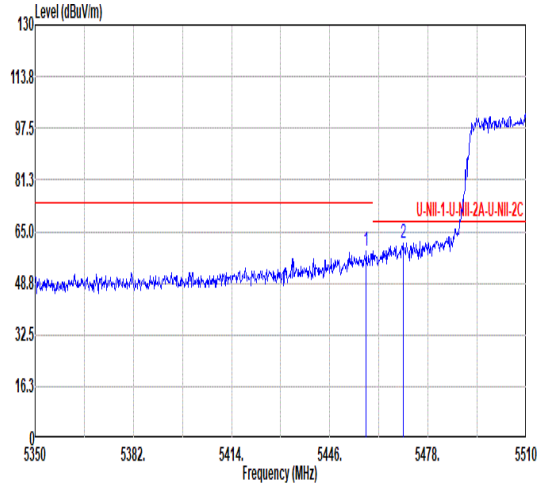

	Freq	Level	Limit Line	Over Limit	Read Level	Ant Factor	Cable Loss	Preamp Factor	Aux Factor	APos	TPos	Remark
	MHz	dBuV/m	dBuV/m	dB	dBuV	dB/m	dB	dB	dB	cm	deg	
1	5457.84	58.71	74.00	-15.29	49.40	34.69	10.84	36.22	0.00	155	360	PEAK
2	5469.84	61.51	68.20	-6.69	52.15	34.71	10.85	36.20	0.00	155	360	PEAK

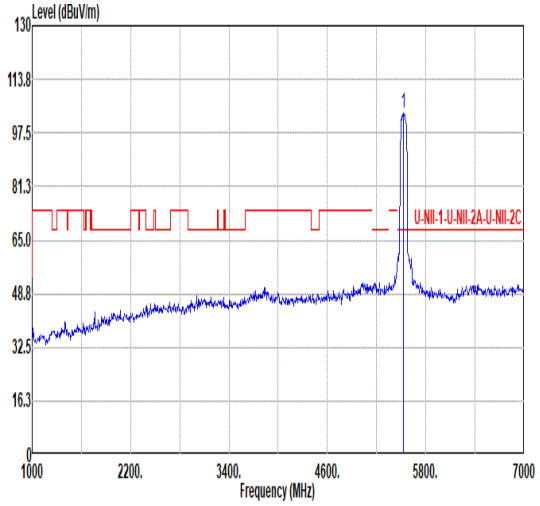

	Freq	Level	Limit Line	Over Limit	Read Level	Ant Factor	Cable Loss	Preamp Factor	Aux Factor	APos	TPos	Remark
	MHz	dBuV/m	dBuV/m	dB	dBuV	dB/m	dB	dB	dB	cm	deg	
1	5530.00	103.31	------	------	93.76	34.76	10.91	36.12	0.00	155	360	PEAK

Avg

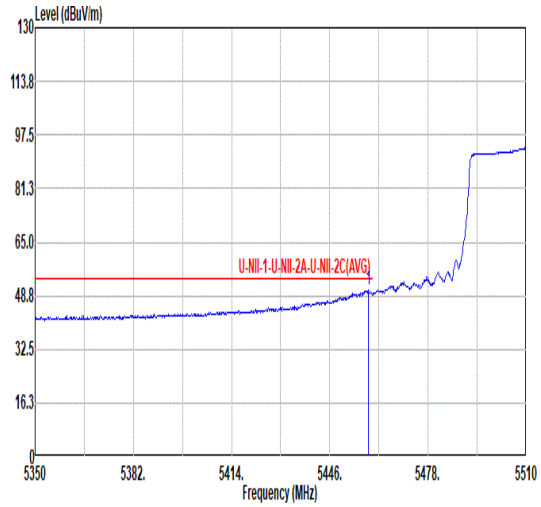

	Freq	Level	Limit Line	Over Limit	Read Level	Ant Factor	Cable Loss	Preamp Factor	Aux Factor	APos	TPos	Remark
	MHz	dBuV/m	dBuV/m	dB	dBuV	dB/m	dB	dB	dB	cm	deg	
1	5458.48	50.52	54.00	-3.48	41.21	34.69	10.84	36.22	0.00	155	360	AVERAGE

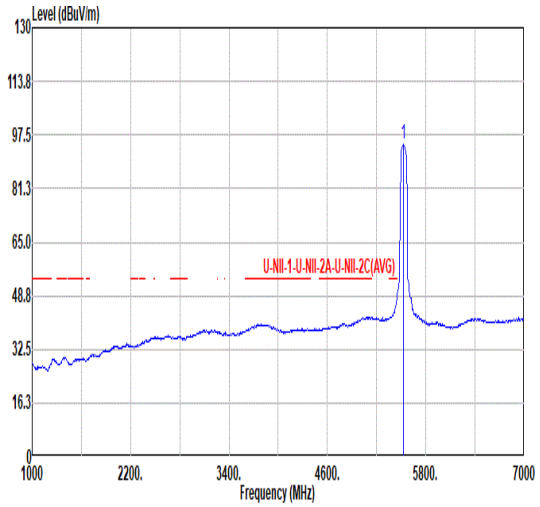

	Freq	Level	Limit Line	Over Limit	Read Level	Ant Factor	Cable Loss	Preamp Factor	Aux Factor	APos	TPos	Remark
	MHz	dBuV/m	dBuV/m	dB	dBuV	dB/m	dB	dB	dB	cm	deg	
1	5530.00	94.88	------	------	85.32	34.76	10.92	36.12	0.00	155	360	AVERAGE

Mode	28	
	Band Edge - R	
	U-NII-2C_5.47-5.725_802.11ac VHT80_CH106_5530MHz	
ANT	1	
Pol.	Horizontal	Fundamental
Peak	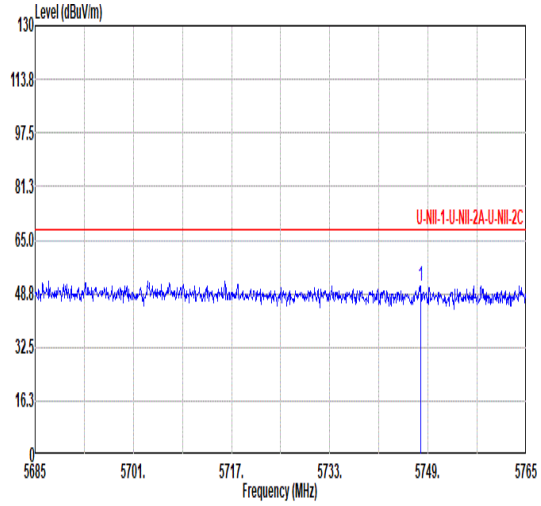	Blank

	Freq	Level	Limit Line	Over Limit	Read Level	Ant Factor	Cable Loss	Preamp Factor	Aux Factor	APos	TPos	Remark
	MHz	dBuV/m	dBuV/m	dB	dBuV	dB/m	dB	dB	dB	cm	deg	
1	5747.80	51.13	68.20	-17.07	42.60	34.97	11.21	37.65	0.00	155	360	PEAK

Mode	28	
	Band Edge - L	
	U-NII-2C_5.47-5.725_802.11ac VHT80_CH106_5530MHz	
ANT	1	
Pol.	Vertical	Fundamental

Peak

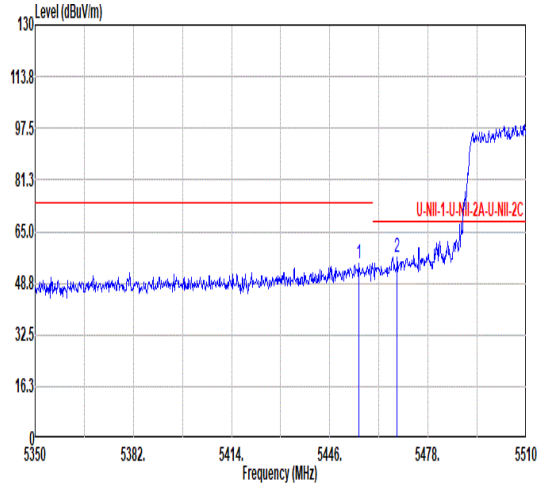

	Freq	Level	Limit Line	Over Limit	Read Level	Ant Factor	Cable Loss	Preamp Factor	Aux Factor	APos	TPos	Remark
	MHz	dBuV/m	dBuV/m	dB	dBuV	dB/m	dB	dB	dB	cm	deg	
1	5455.44	55.07	74.00	-18.93	45.77	34.69	10.83	36.22	0.00	193	0	PEAK
2	5467.92	57.15	68.20	-11.05	47.80	34.70	10.85	36.20	0.00	193	0	PEAK

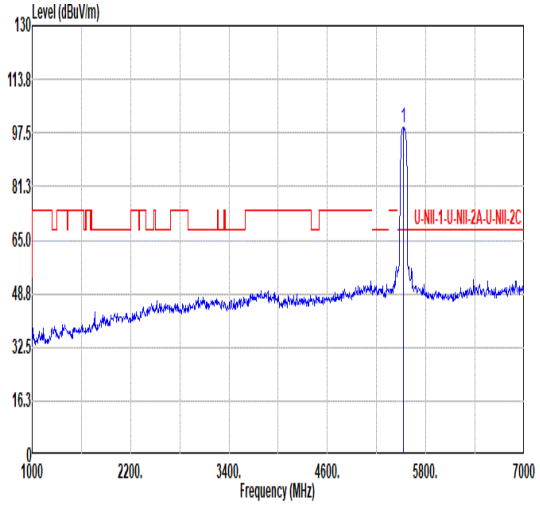

	Freq	Level	Limit Line	Over Limit	Read Level	Ant Factor	Cable Loss	Preamp Factor	Aux Factor	APos	TPos	Remark
	MHz	dBuV/m	dBuV/m	dB	dBuV	dB/m	dB	dB	dB	cm	deg	
1	5530.00	99.15	------	------	89.62	34.75	10.91	36.13	0.00	193	0	PEAK

Avg

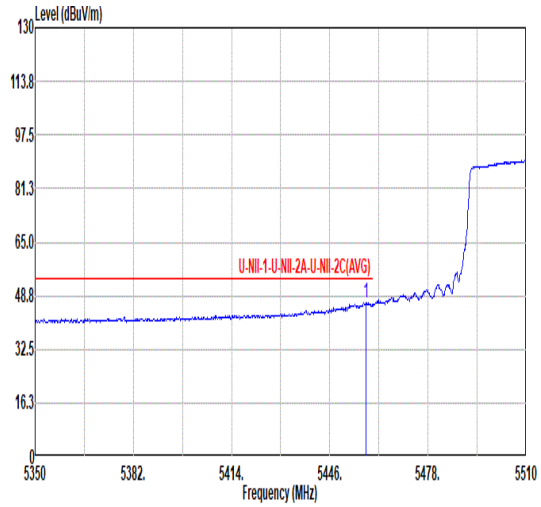

	Freq	Level	Limit Line	Over Limit	Read Level	Ant Factor	Cable Loss	Preamp Factor	Aux Factor	APos	TPos	Remark
	MHz	dBuV/m	dBuV/m	dB	dBuV	dB/m	dB	dB	dB	cm	deg	
1	5457.84	46.53	54.00	-7.47	37.22	34.69	10.84	36.22	0.00	193	0	AVERAGE

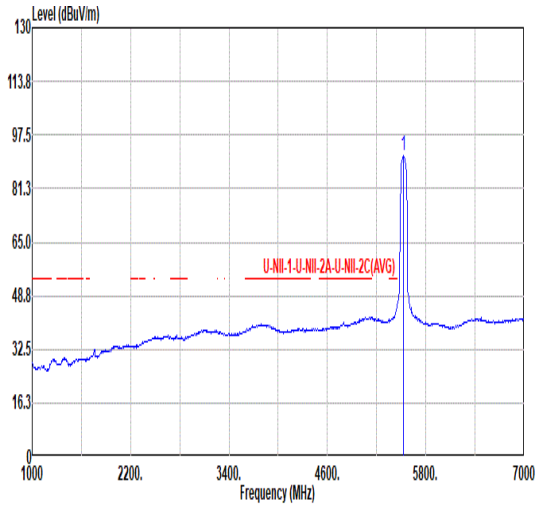

	Freq	Level	Limit Line	Over Limit	Read Level	Ant Factor	Cable Loss	Preamp Factor	Aux Factor	APos	TPos	Remark
	MHz	dBuV/m	dBuV/m	dB	dBuV	dB/m	dB	dB	dB	cm	deg	
1	5530.00	91.26	------	------	81.71	34.76	10.91	36.12	0.00	193	0	AVERAGE

Mode	28	
	Band Edge - R	
	U-NII-2C_5.47-5.725_802.11ac VHT80_CH106_5530MHz	
ANT	1	
Pol.	Vertical	Fundamental
Peak	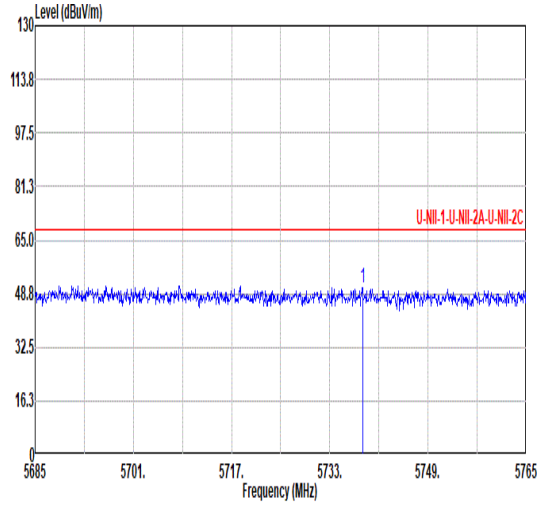	Blank

	Freq	Level	Limit Line	Over Limit	Read Level	Ant Factor	Cable Loss	Preamp Factor	Aux Factor	APos	TPos	Remark
	MHz	dBuV/m	dBuV/m	dB	dBuV	dB/m	dB	dB	dB	cm	deg	
1	5738.36	50.38	68.20	-17.82	41.73	34.96	11.19	37.50	0.00	193	0	PEAK

Mode	28	
	Harmonic	
	U-NII-2C_5.47-5.725_802.11ac VHT80_CH106_5530MHz	
ANT	1	
Pol.	Horizontal	Vertical
Peak Avg	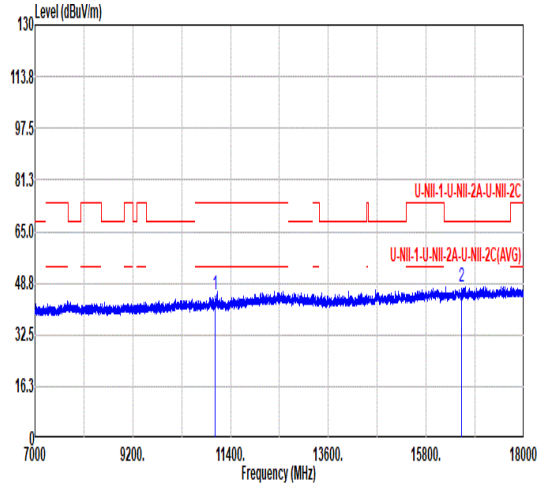	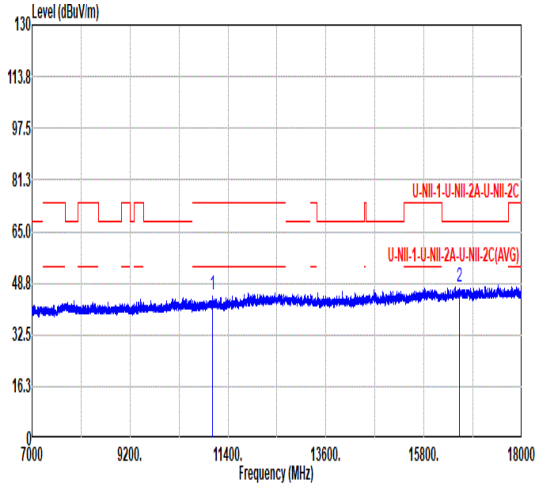

	Freq	Level	Limit Line	Over Limit	Read Level	Ant Factor	Cable Loss	Preamp Factor	Aux Factor	APos	TPos	Remark
	MHz	dBuV/m	dBuV/m	dB	dBuV	dB/m	dB	dB	dB	cm	deg	
1	11060.00	45.18	74.00	-28.82	57.88	37.84	16.08	66.62	0.00	---	---	PEAK
2	16590.00	47.82	68.20	-20.38	51.39	41.05	19.71	64.33	0.00	---	---	PEAK

	Freq	Level	Limit Line	Over Limit	Read Level	Ant Factor	Cable Loss	Preamp Factor	Aux Factor	APos	TPos	Remark
	MHz	dBuV/m	dBuV/m	dB	dBuV	dB/m	dB	dB	dB	cm	deg	
1	11060.00	44.93	74.00	-29.07	57.63	37.84	16.08	66.62	0.00	---	---	PEAK
2	16590.00	47.73	68.20	-20.47	51.17	41.20	19.76	64.40	0.00	---	---	PEAK

Mode	29	
	Band Edge - L	
	U-NII-2C_5.47-5.725_802.11ac VHT80_CH122_5610MHz	
ANT	1	
Pol.	Horizontal	Fundamental

Peak

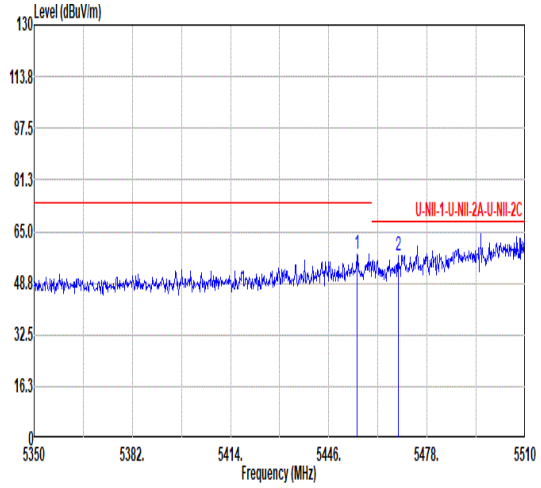

	Freq	Level	Limit Line	Over Limit	Read Level	Ant Factor	Cable Loss	Preamp Factor	Aux Factor	APos	TPos	Remark
	MHz	dBuV/m	dBuV/m	dB	dBuV	dB/m	dB	dB	dB	cm	deg	
1	5455.12	57.85	74.00	-16.15	48.55	34.69	10.83	36.22	0.00	114	360	PEAK
2	5468.72	57.44	68.20	-10.76	48.09	34.70	10.85	36.20	0.00	114	360	PEAK

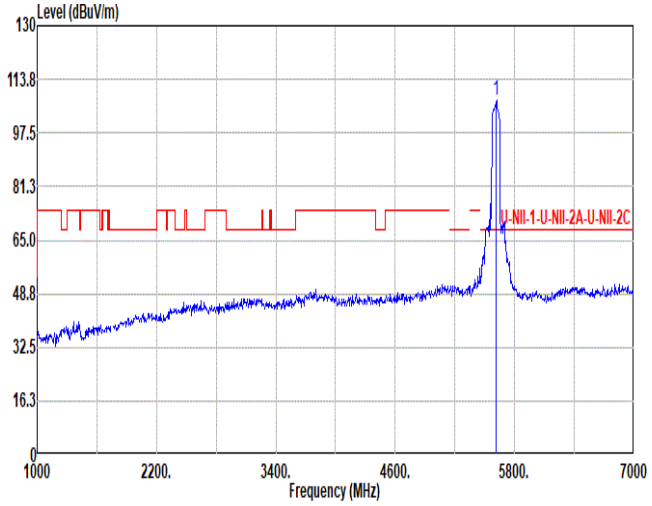

	Freq	Level	Limit Line	Over Limit	Read Level	Ant Factor	Cable Loss	Preamp Factor	Aux Factor	APos	TPos	Remark
	MHz	dBuV/m	dBuV/m	dB	dBuV	dB/m	dB	dB	dB	cm	deg	
1	5610.00	107.23	------	------	97.34	34.85	11.03	35.99	0.00	114	360	PEAK

Avg

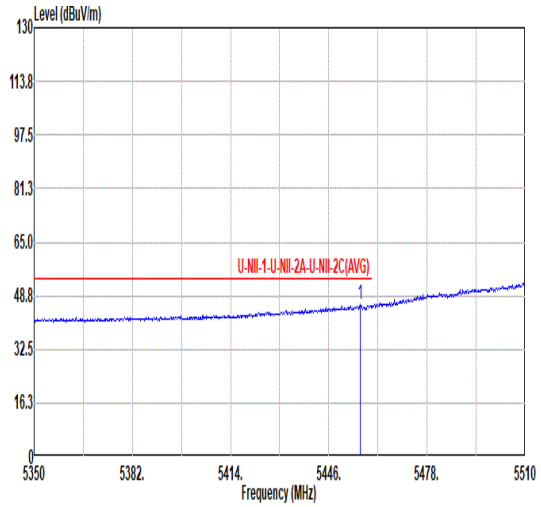

	Freq	Level	Limit Line	Over Limit	Read Level	Ant Factor	Cable Loss	Preamp Factor	Aux Factor	APos	TPos	Remark
	MHz	dBuV/m	dBuV/m	dB	dBuV	dB/m	dB	dB	dB	cm	deg	
1	5456.24	45.92	54.00	-8.08	36.61	34.69	10.84	36.22	0.00	114	360	AVERAGE

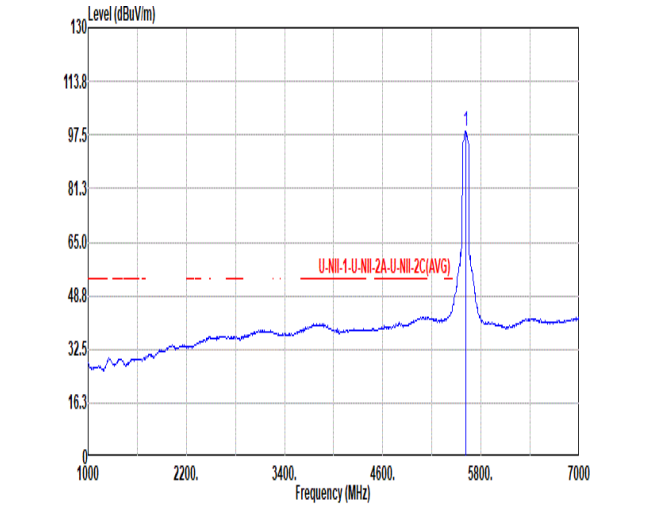

	Freq	Level	Limit Line	Over Limit	Read Level	Ant Factor	Cable Loss	Preamp Factor	Aux Factor	APos	TPos	Remark
	MHz	dBuV/m	dBuV/m	dB	dBuV	dB/m	dB	dB	dB	cm	deg	
1	5610.00	98.60	------	------	88.74	34.84	11.02	36.00	0.00	114	360	AVERAGE

Mode	29	
	Band Edge - R	
	U-NII-2C_5.47-5.725_802.11ac VHT80_CH122_5610MHz	
ANT	1	
Pol.	Horizontal	Fundamental
Peak	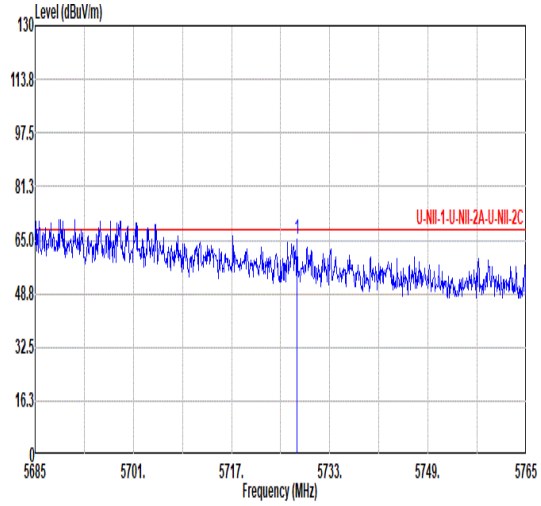	Blank

	Freq	Level	Limit Line	Over Limit	Read Level	Ant Factor	Cable Loss	Preamp Factor	Aux Factor	APos	TPos	Remark
	MHz	dBuV/m	dBuV/m	dB	dBuV	dB/m	dB	dB	dB	cm	deg	
1	5727.64	65.10	68.20	-3.10	56.30	34.95	11.18	37.33	0.00	114	360	PEAK

Mode	29	
	Band Edge - L	
	U-NII-2C_5.47-5.725_802.11ac VHT80_CH122_5610MHz	
ANT	1	
Pol.	Vertical	Fundamental

Peak

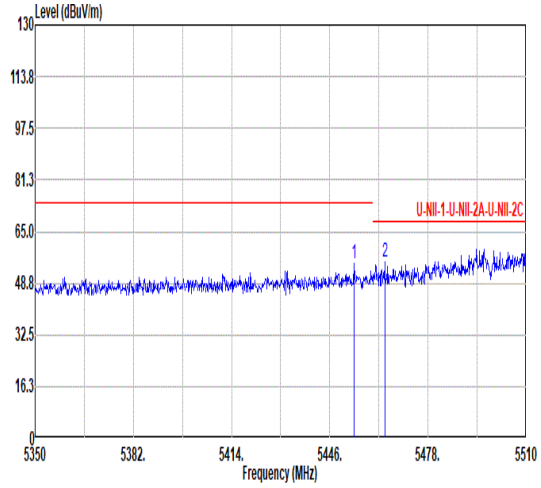

	Freq	Level	Limit Line	Over Limit	Read Level	Ant Factor	Cable Loss	Preamp Factor	Aux Factor	APos	TPos	Remark
	MHz	dBuV/m	dBuV/m	dB	dBuV	dB/m	dB	dB	dB	cm	deg	
1	5454.00	54.91	74.00	-19.09	45.61	34.69	10.83	36.22	0.00	175	0	PEAK
2	5463.92	55.41	68.20	-12.79	46.08	34.70	10.84	36.21	0.00	175	0	PEAK

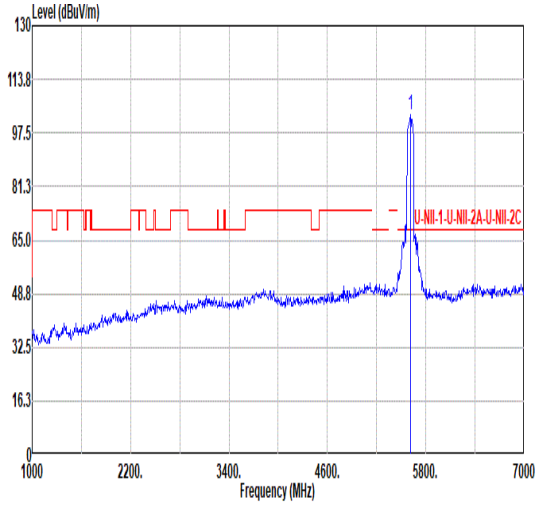

	Freq	Level	Limit Line	Over Limit	Read Level	Ant Factor	Cable Loss	Preamp Factor	Aux Factor	APos	TPos	Remark
	MHz	dBuV/m	dBuV/m	dB	dBuV	dB/m	dB	dB	dB	cm	deg	
1	5610.00	103.10	------	------	93.24	34.84	11.02	36.00	0.00	175	0	PEAK

Avg

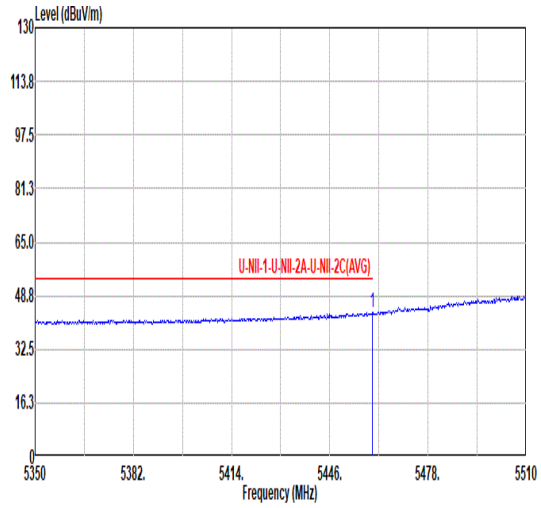

	Freq	Level	Limit Line	Over Limit	Read Level	Ant Factor	Cable Loss	Preamp Factor	Aux Factor	APos	TPos	Remark
	MHz	dBuV/m	dBuV/m	dB	dBuV	dB/m	dB	dB	dB	cm	deg	
1	5459.92	43.57	54.00	-10.43	34.24	34.70	10.84	36.21	0.00	175	0	AVERAGE

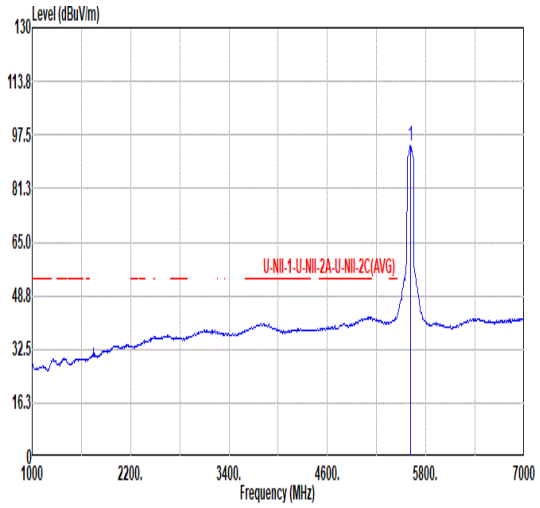

	Freq	Level	Limit Line	Over Limit	Read Level	Ant Factor	Cable Loss	Preamp Factor	Aux Factor	APos	TPos	Remark
	MHz	dBuV/m	dBuV/m	dB	dBuV	dB/m	dB	dB	dB	cm	deg	
1	5610.00	94.43	------	------	84.57	34.84	11.02	36.00	0.00	175	0	AVERAGE

Mode	29	
	Band Edge - R	
	U-NII-2C_5.47-5.725_802.11ac VHT80_CH122_5610MHz	
ANT	1	
Pol.	Vertical	Fundamental
Peak	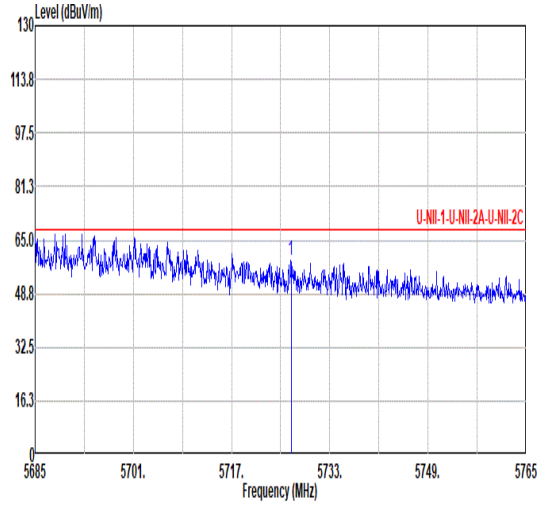	Blank

	Freq	Level	Limit Line	Over Limit	Read Level	Ant Factor	Cable Loss	Preamp Factor	Aux Factor	APos	TPos	Remark
	MHz	dBuV/m	dBuV/m	dB	dBuV	dB/m	dB	dB	dB	cm	deg	
1	5726.68	59.01	68.20	-9.19	50.20	34.95	11.18	37.32	0.00	175	0	PEAK

Mode	29	
	Harmonic	
	U-NII-2C_5.47-5.725_802.11ac VHT80_CH122_5610MHz	
ANT	1	
Pol.	Horizontal	Vertical
Peak Avg	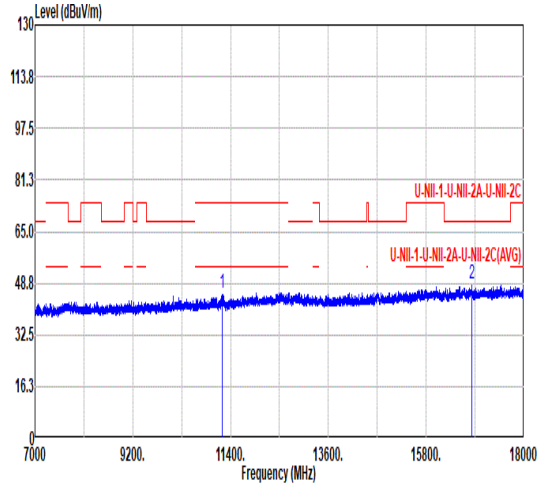	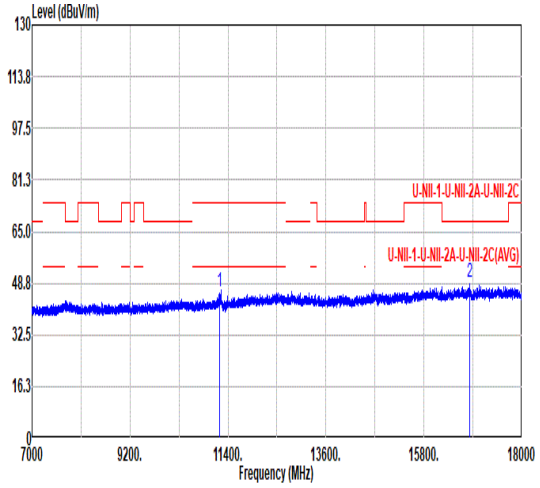

	Freq	Level	Limit Line	Over Limit	Read Level	Ant Factor	Cable Loss	Preamp Factor	Aux Factor	APos	TPos	Remark
	MHz	dBuV/m	dBuV/m	dB	dBuV	dB/m	dB	dB	dB	cm	deg	
1	11220.00	45.55	74.00	-28.45	58.08	37.90	16.18	66.61	0.00	---	---	PEAK
2	16830.00	48.43	68.20	-19.77	51.71	41.40	19.87	64.55	0.00	---	---	PEAK

	Freq	Level	Limit Line	Over Limit	Read Level	Ant Factor	Cable Loss	Preamp Factor	Aux Factor	APos	TPos	Remark
	MHz	dBuV/m	dBuV/m	dB	dBuV	dB/m	dB	dB	dB	cm	deg	
1	11220.00	46.06	74.00	-27.94	58.59	37.90	16.18	66.61	0.00	---	---	PEAK
2	16830.00	49.10	68.20	-19.10	52.41	41.37	19.88	64.56	0.00	---	---	PEAK

Mode	43
	Band Edge
	U-NII-2C_5.47-5.725_802.11a_CH100_5500MHz
ANT	1

Pol.	Horizontal	Fundamental

Peak

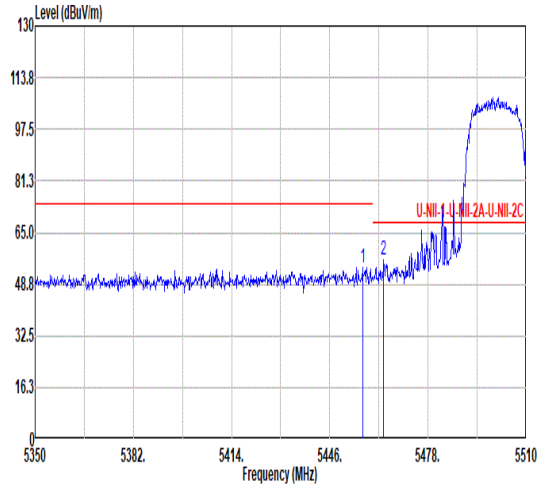

	Freq	Level	Limit Line	Over Limit	Read Level	Ant Factor	Cable Loss	Preamp Factor	Aux Factor	APos	TPos	Remark
	MHz	dBuV/m	dBuV/m	dB	dBuV	dB/m	dB	dB	dB	cm	deg	
1	5456.72	53.86	74.00	-20.14	44.77	34.69	10.84	36.44	0.00	100	345	PEAK
2	5463.60	56.39	68.20	-11.81	47.29	34.70	10.84	36.44	0.00	100	345	PEAK

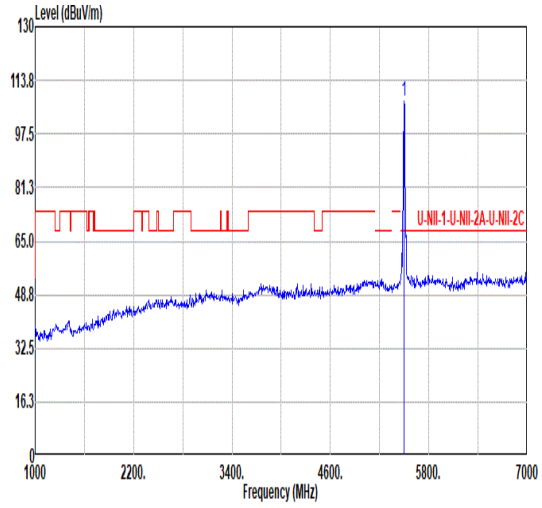

	Freq	Level	Limit Line	Over Limit	Read Level	Ant Factor	Cable Loss	Preamp Factor	Aux Factor	APos	TPos	Remark
	MHz	dBuV/m	dBuV/m	dB	dBuV	dB/m	dB	dB	dB	cm	deg	
1	5500.00	107.52	------	------	98.37	34.73	10.89	36.47	0.00	100	345	PEAK

Avg

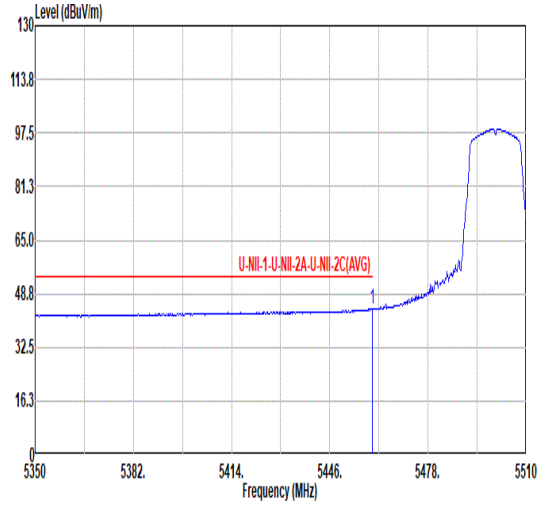

	Freq	Level	Limit Line	Over Limit	Read Level	Ant Factor	Cable Loss	Preamp Factor	Aux Factor	APos	TPos	Remark
	MHz	dBuV/m	dBuV/m	dB	dBuV	dB/m	dB	dB	dB	cm	deg	
1	5459.92	44.09	54.00	-9.91	34.99	34.70	10.84	36.44	0.00	100	345	AVERAGE

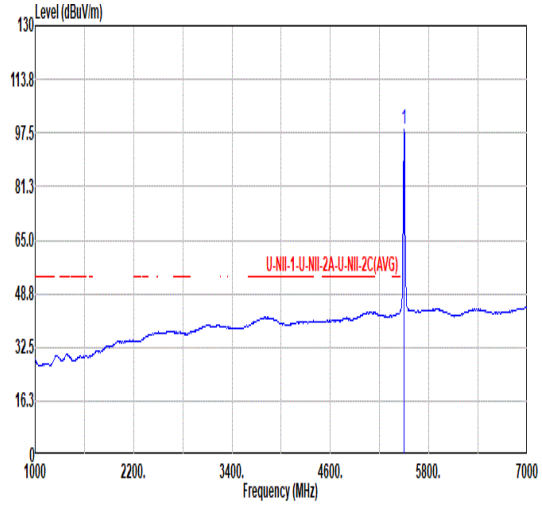

	Freq	Level	Limit Line	Over Limit	Read Level	Ant Factor	Cable Loss	Preamp Factor	Aux Factor	APos	TPos	Remark
	MHz	dBuV/m	dBuV/m	dB	dBuV	dB/m	dB	dB	dB	cm	deg	
1	5500.00	98.65	------	------	89.50	34.73	10.89	36.47	0.00	100	345	AVERAGE

Mode	43	
	Band Edge	
	U-NII-2C_5.47-5.725_802.11a_CH100_5500MHz	
ANT	1	
Pol.	Vertical	Fundamental

Peak

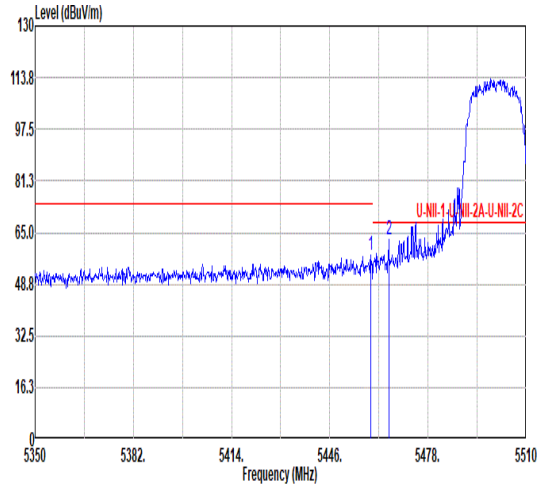

	Freq	Level	Limit Line	Over Limit	Read Level	Ant Factor	Cable Loss	Preamp Factor	Aux Factor	APos	TPos	Remark
	MHz	dBuV/m	dBuV/m	dB	dBuV	dB/m	dB	dB	dB	cm	deg	
1	5459.44	57.89	74.00	-16.11	48.79	34.70	10.84	36.44	0.00	137	0	PEAK
2	5465.20	63.01	68.20	-5.19	53.91	34.70	10.85	36.45	0.00	137	0	PEAK

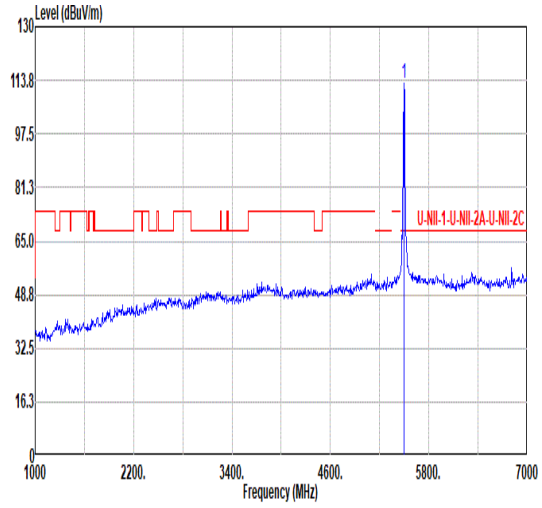

	Freq	Level	Limit Line	Over Limit	Read Level	Ant Factor	Cable Loss	Preamp Factor	Aux Factor	APos	TPos	Remark
	MHz	dBuV/m	dBuV/m	dB	dBuV	dB/m	dB	dB	dB	cm	deg	
1	5500.00	112.90	------	------	103.75	34.73	10.89	36.47	0.00	137	0	PEAK

Avg

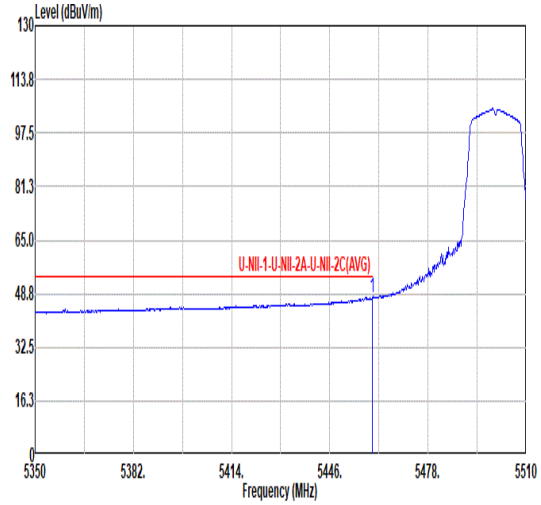

	Freq	Level	Limit Line	Over Limit	Read Level	Ant Factor	Cable Loss	Preamp Factor	Aux Factor	APos	TPos	Remark
	MHz	dBuV/m	dBuV/m	dB	dBuV	dB/m	dB	dB	dB	cm	deg	
1	5459.76	47.57	54.00	-6.43	38.47	34.70	10.84	36.44	0.00	137	0	AVERAGE

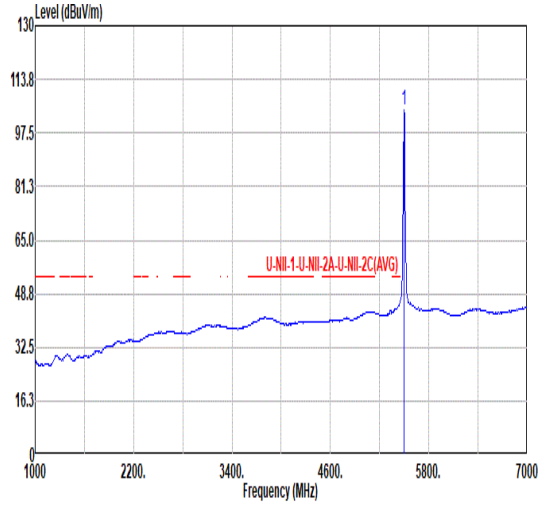

	Freq	Level	Limit Line	Over Limit	Read Level	Ant Factor	Cable Loss	Preamp Factor	Aux Factor	APos	TPos	Remark
	MHz	dBuV/m	dBuV/m	dB	dBuV	dB/m	dB	dB	dB	cm	deg	
1	5500.00	104.48	------	------	95.33	34.73	10.89	36.47	0.00	137	0	AVERAGE

Mode	43	
	Harmonic	
	U-NII-2C_5.47-5.725_802.11a_CH100_5500MHz	
ANT	1	
Pol.	Horizontal	Vertical
Peak Avg	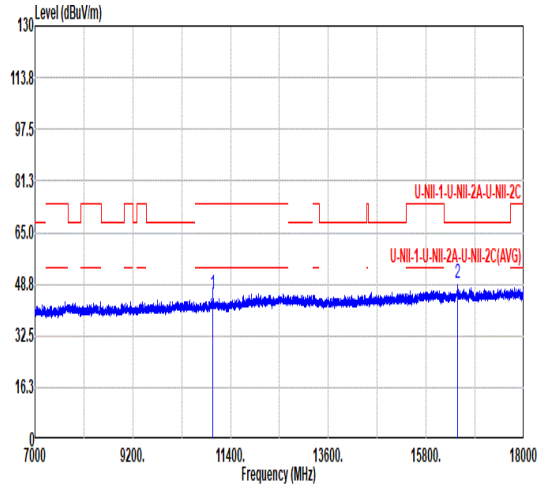	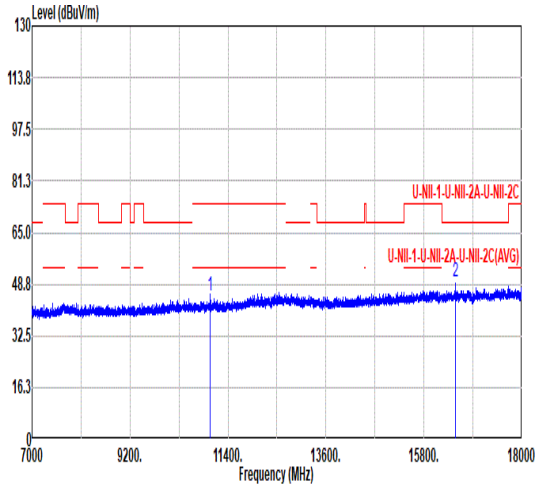

	Freq	Level	Limit Line	Over Limit	Read Level	Ant Factor	Cable Loss	Preamp Factor	Aux Factor	APos	TPos	Remark
	MHz	dBuV/m	dBuV/m	dB	dBuV	dB/m	dB	dB	dB	cm	deg	
1	11000.00	45.64	74.00	-28.36	58.33	37.90	16.04	66.63	0.00	---	---	PEAK
2	16500.00	49.22	68.20	-18.98	52.91	40.93	19.68	64.30	0.00	---	---	PEAK

	Freq	Level	Limit Line	Over Limit	Read Level	Ant Factor	Cable Loss	Preamp Factor	Aux Factor	APos	TPos	Remark
	MHz	dBuV/m	dBuV/m	dB	dBuV	dB/m	dB	dB	dB	cm	deg	
1	11000.00	45.16	74.00	-28.84	57.85	37.90	16.04	66.63	0.00	---	---	PEAK
2	16500.00	49.39	68.20	-18.81	53.11	40.90	19.67	64.29	0.00	---	---	PEAK

Mode	7	
	18G-40G	
	U-NII-2C_5.47-5.725_802.11a_CH100_5500MHz	
ANT	1	
Pol.	Horizontal	Vertical
Peak Avg	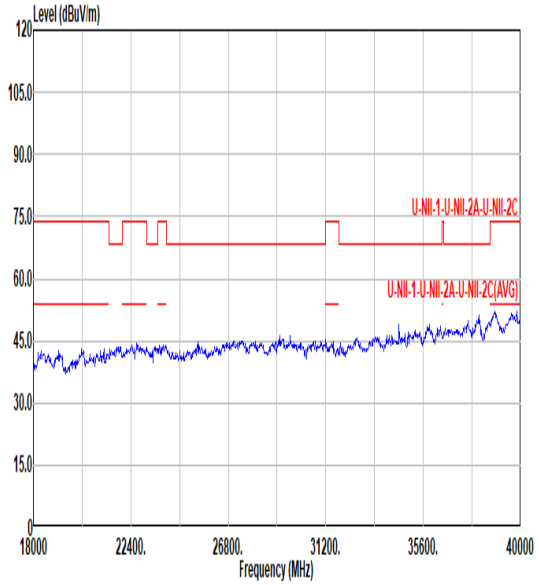	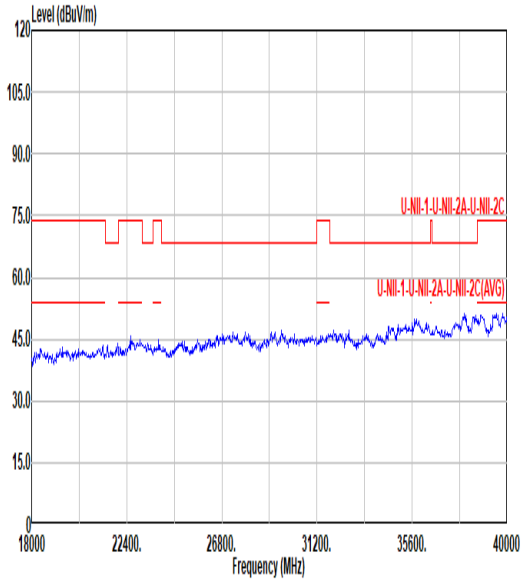

Mode	7	
	30-1G	
	U-NII-2C_5.47-5.725_802.11a_CH100_5500MHz	
ANT	1	
Pol.	Horizontal	Vertical
Peak	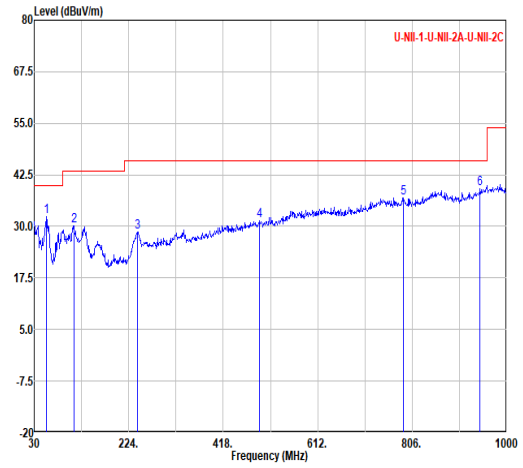	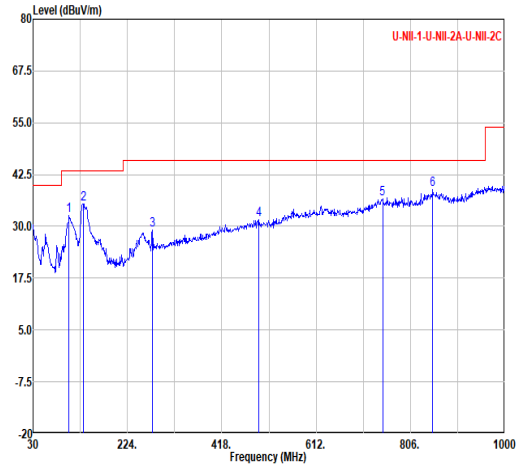

	Freq	Level	Limit Line	Over Limit	Read Level	Ant Factor	Cable Loss	Preamp Factor	APos	TPos	Remark
	MHz	dBuV/m	dBuV/m	dB	dBuV	dB/m	dB	dB	cm	deg	
1	55.22	32.37	40.00	-7.63	50.92	12.39	1.13	32.07	--	--	Peak
2	111.48	30.17	43.50	-13.33	43.48	17.14	1.61	32.06	--	--	Peak
3	241.46	28.67	46.00	-17.33	40.75	17.41	2.38	31.87	--	--	Peak
4	492.69	31.26	46.00	-14.74	36.28	23.71	3.39	32.12	--	--	Peak
5	788.54	36.97	46.00	-9.03	36.62	27.80	4.27	31.72	--	--	Peak
6	945.68	39.10	46.00	-6.90	35.07	30.15	4.68	30.80	--	--	Peak

	Freq	Level	Limit Line	Over Limit	Read Level	Ant Factor	Cable Loss	Preamp Factor	APos	TPos	Remark
	MHz	dBuV/m	dBuV/m	dB	dBuV	dB/m	dB	dB	cm	deg	
1	103.72	32.54	43.50	-10.96	46.67	16.37	1.56	32.06	--	--	Peak
2	133.79	35.50	43.50	-8.00	48.29	17.51	1.76	32.06	--	--	Peak
3	275.41	29.15	46.00	-16.85	39.93	18.75	2.54	32.07	--	--	Peak
4	493.66	31.52	46.00	-14.48	36.53	23.71	3.39	32.11	--	--	Peak
5	748.77	36.70	46.00	-9.30	36.19	28.10	4.17	31.76	--	--	Peak
6	851.59	38.95	46.00	-7.05	36.33	29.67	4.43	31.48	--	--	Peak

Mode	30	
	Band Edge	
	U-NII-3_5.725-5.85_802.11a_CH149_5745MHz	
ANT	1	
Pol.	Horizontal	Fundamental
Peak	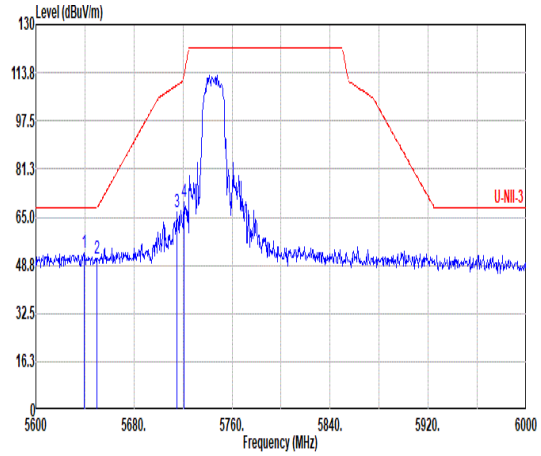	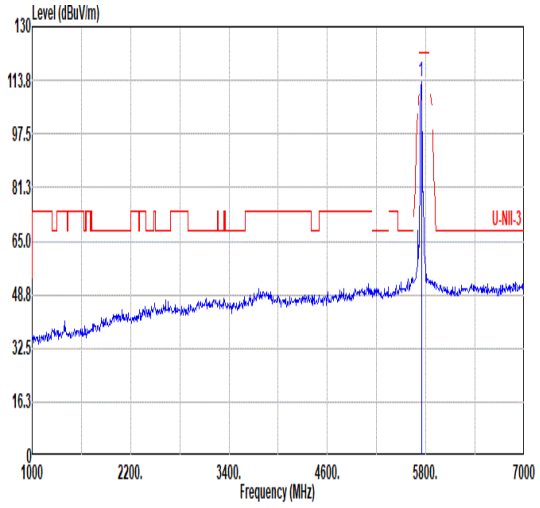
Avg	Blank	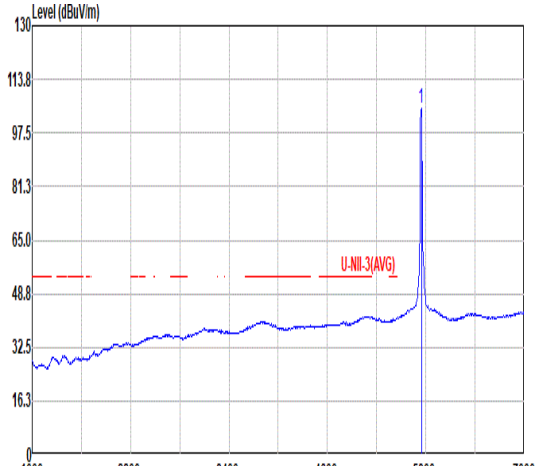

	Freq	Level	Limit Line	Over Limit	Read Level	Ant Factor	Cable Loss	Preamp Factor	Aux Factor	APos	TPos	Remark
	MHz	dBuV/m	dBuV/m	dB	dBuV	dB/m	dB	dB	dB	cm	deg	
1	5639.20	53.10	68.20	-15.10	43.47	34.87	11.06	36.30	0.00	129	360	PEAK
2	5650.00	51.12	68.20	-17.08	41.48	34.88	11.07	36.31	0.00	129	360	PEAK
3	5714.80	66.77	109.45	-42.68	57.05	34.94	11.16	36.38	0.00	129	360	PEAK
4	5720.80	70.29	112.72	-42.43	60.57	34.94	11.17	36.39	0.00	129	360	PEAK

	Freq	Level	Limit Line	Over Limit	Read Level	Ant Factor	Cable Loss	Preamp Factor	Aux Factor	APos	TPos	Remark
	MHz	dBuV/m	dBuV/m	dB	dBuV	dB/m	dB	dB	dB	cm	deg	
1	5745.00	113.17	------	------	103.42	34.97	11.21	36.43	0.00	129	360	PEAK

	Freq	Level	Limit Line	Over Limit	Read Level	Ant Factor	Cable Loss	Preamp Factor	Aux Factor	APos	TPos	Remark
	MHz	dBuV/m	dBuV/m	dB	dBuV	dB/m	dB	dB	dB	cm	deg	
1	5745.00	104.81	------	------	95.06	34.97	11.21	36.43	0.00	129	360	AVERAGE

<table>
<tr><td rowspan="3">Mode</td><td colspan="2">30</td></tr>
<tr><td colspan="2">Band Edge</td></tr>
<tr><td colspan="2">U-NII-3_5.725-5.85_802.11a_CH149_5745MHz</td></tr>
<tr><td>ANT</td><td colspan="2">1</td></tr>
<tr><td>Pol.</td><td>Vertical</td><td>Fundamental</td></tr>
<tr><td>Peak</td><td> 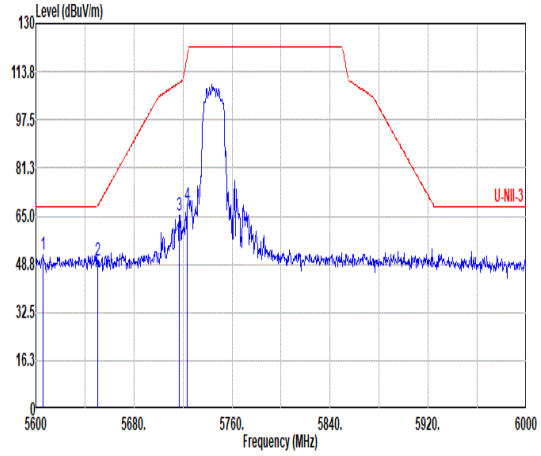

	Freq	Level	Limit Line	Over Limit	Read Level	Ant Factor	Cable Loss	Preamp Factor	Aux Factor	APos	TPos	Remark
	MHz	dBuV/m	dBuV/m	dB	dBuV	dB/m	dB	dB	dB	cm	deg	
1	5606.00	52.04	68.20	-16.16	42.47	34.83	11.01	36.27	0.00	231	0	PEAK
2	5650.40	50.27	68.50	-18.23	40.63	34.88	11.07	36.31	0.00	231	0	PEAK
3	5717.20	65.12	110.12	-45.00	55.39	34.94	11.17	36.38	0.00	231	0	PEAK
4	5723.20	68.91	118.20	-49.29	59.19	34.94	11.17	36.39	0.00	231	0	PEAK

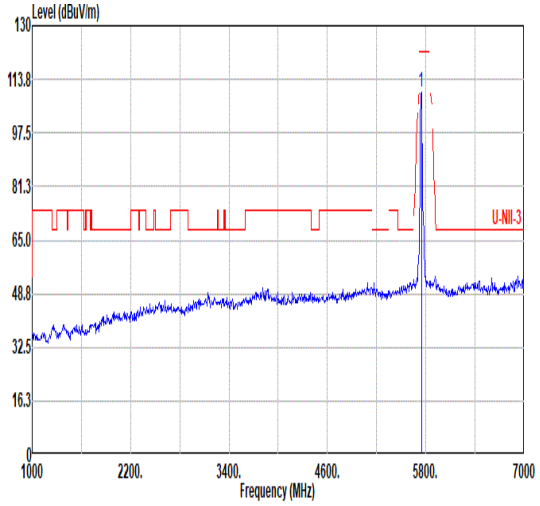

	Freq	Level	Limit Line	Over Limit	Read Level	Ant Factor	Cable Loss	Preamp Factor	Aux Factor	APos	TPos	Remark
	MHz	dBuV/m	dBuV/m	dB	dBuV	dB/m	dB	dB	dB	cm	deg	
1	5745.00	109.77	------	------	100.02	34.97	11.21	36.43	0.00	231	0	PEAK

</td></tr>
<tr><td>Avg</td><td>Blank</td><td> 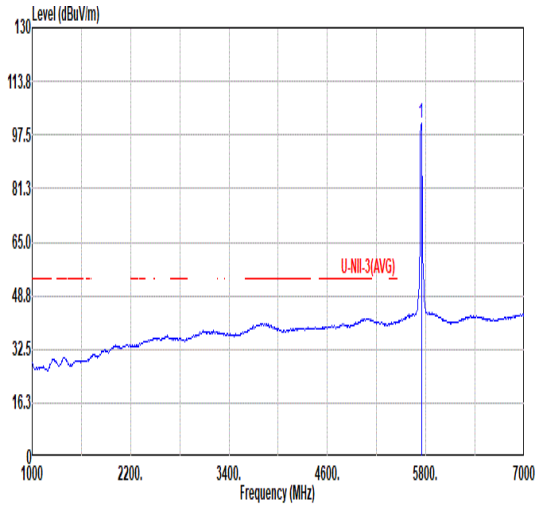

	Freq	Level	Limit Line	Over Limit	Read Level	Ant Factor	Cable Loss	Preamp Factor	Aux Factor	APos	TPos	Remark
	MHz	dBuV/m	dBuV/m	dB	dBuV	dB/m	dB	dB	dB	cm	deg	
1	5745.00	101.12	------	------	91.37	34.97	11.21	36.43	0.00	231	0	AVERAGE

</td></tr>
</table>

Mode	30	
	Harmonic	
	U-NII-3_5.725-5.85_802.11a_CH149_5745MHz	
ANT	1	
Pol.	Horizontal	Vertical
Peak Avg	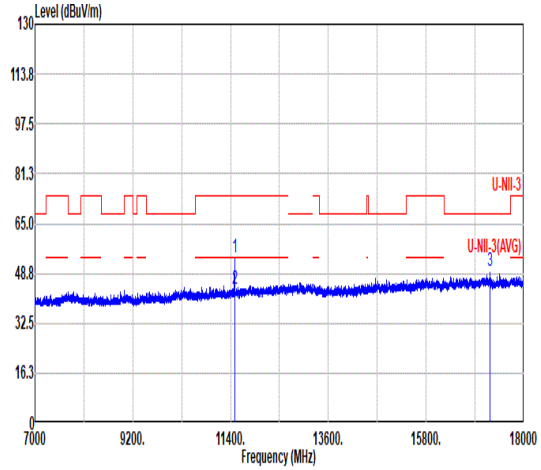 Freq Level Limit Line Over Limit Read Level Ant Factor Cable Loss Preamp Factor Aux Factor APos TPos Remark MHz dBuV/m dBuV/m dB dBuV dB/m dB dB dB cm deg 1 11490.00 53.75 74.00 -20.25 65.55 38.18 16.36 66.34 0.00 100 112 PEAK 2 11490.00 43.63 54.00 -10.37 55.44 38.18 16.35 66.34 0.00 100 112 AVERAGE 3 17235.00 49.77 68.20 -18.43 52.87 41.04 20.16 64.30 0.00 --- --- PEAK	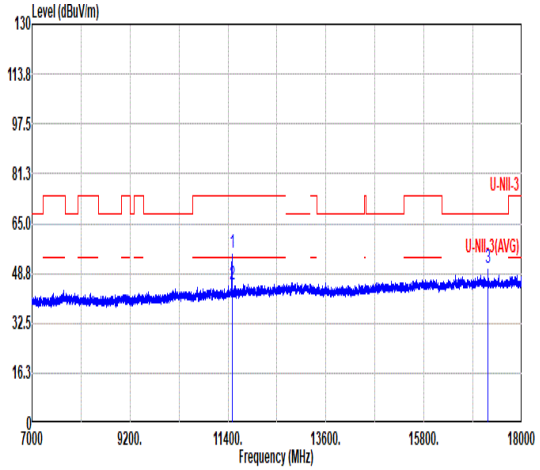 Freq Level Limit Line Over Limit Read Level Ant Factor Cable Loss Preamp Factor Aux Factor APos TPos Remark MHz dBuV/m dBuV/m dB dBuV dB/m dB dB dB cm deg 1 11490.00 55.44 74.00 -18.56 67.24 38.18 16.36 66.34 0.00 100 86 PEAK 2 11490.00 45.02 54.00 -8.98 56.83 38.18 16.35 66.34 0.00 100 86 AVERAGE 3 17235.00 50.57 68.20 -17.63 53.67 41.03 20.16 64.29 0.00 --- --- PEAK

Mode	31	
	Harmonic	
	U-NII-3_5.725-5.85_802.11a_CH157_5785MHz	
ANT	1	
Pol.	Horizontal	Vertical
Peak Avg	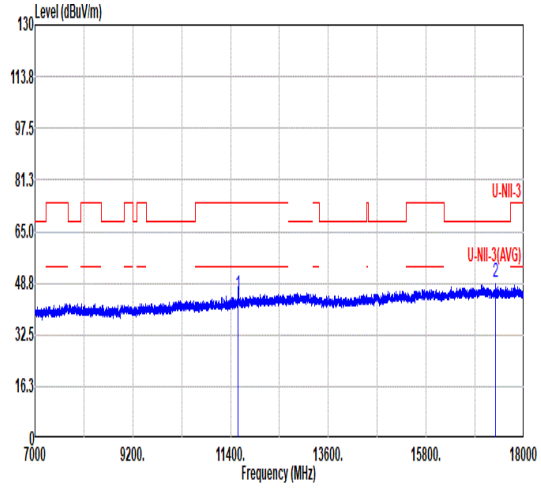	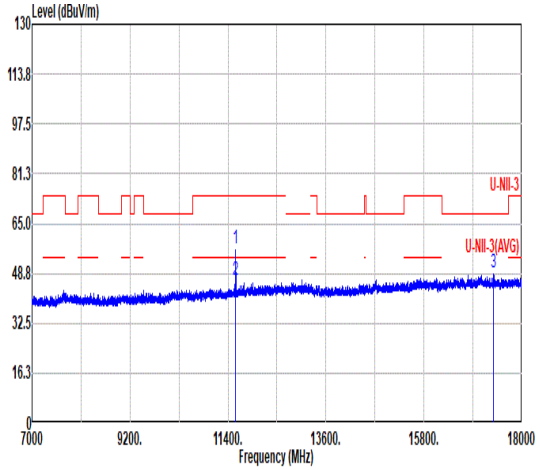

	Freq	Level	Limit Line	Over Limit	Read Level	Ant Factor	Cable Loss	Preamp Factor	Aux Factor	APos	TPos	Remark
	MHz	dBuV/m	dBuV/m	dB	dBuV	dB/m	dB	dB	dB	cm	deg	
1	11570.00	45.31	74.00	-28.69	57.03	38.20	16.41	66.33	0.00	---	---	PEAK
2	17355.00	49.30	68.20	-18.90	52.36	41.10	20.24	64.40	0.00	---	---	PEAK

	Freq	Level	Limit Line	Over Limit	Read Level	Ant Factor	Cable Loss	Preamp Factor	Aux Factor	APos	TPos	Remark
	MHz	dBuV/m	dBuV/m	dB	dBuV	dB/m	dB	dB	dB	cm	deg	
1	11570.00	56.84	74.00	-17.16	68.56	38.20	16.41	66.33	0.00	100	83	PEAK
2	11570.00	46.48	54.00	-7.52	58.20	38.20	16.41	66.33	0.00	100	83	AVERAGE
3	17355.00	48.87	68.20	-19.33	51.93	41.10	20.23	64.39	0.00	---	---	PEAK

Mode	32	
	Band Edge	
	U-NII-3_5.725-5.85_802.11a_CH165_5825MHz	
ANT	1	
Pol.	Horizontal	Fundamental
Peak	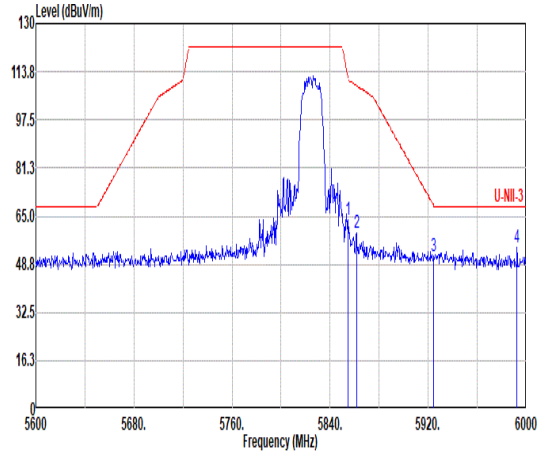	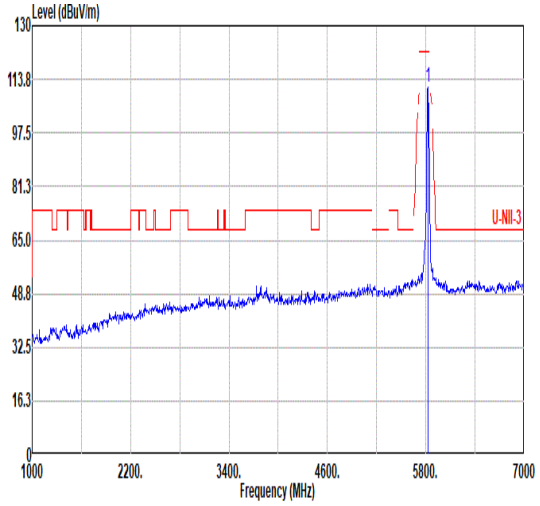
Avg	Blank	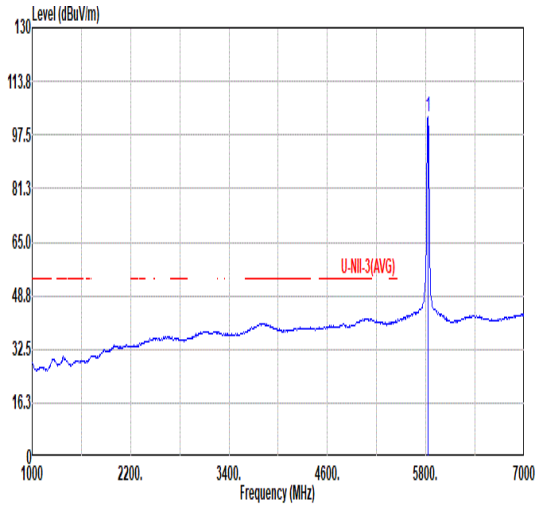

	Freq	Level	Limit Line	Over Limit	Read Level	Ant Factor	Cable Loss	Preamp Factor	Aux Factor	APos	TPos	Remark
	MHz	dBuV/m	dBuV/m	dB	dBuV	dB/m	dB	dB	dB	cm	deg	
1	5854.80	63.90	111.36	-47.46	54.12	35.07	11.34	36.63	0.00	124	360	PEAK
2	5861.60	59.26	109.05	-49.79	49.48	35.08	11.34	36.64	0.00	124	360	PEAK
3	5924.40	51.70	68.64	-16.94	41.99	35.13	11.40	36.82	0.00	124	360	PEAK
4	5992.40	54.27	68.20	-13.93	44.73	35.20	11.47	37.13	0.00	124	360	PEAK

	Freq	Level	Limit Line	Over Limit	Read Level	Ant Factor	Cable Loss	Preamp Factor	Aux Factor	APos	TPos	Remark
	MHz	dBuV/m	dBuV/m	dB	dBuV	dB/m	dB	dB	dB	cm	deg	
1	5825.00	111.53	------	------	101.75	35.04	11.31	36.57	0.00	124	360	PEAK

	Freq	Level	Limit Line	Over Limit	Read Level	Ant Factor	Cable Loss	Preamp Factor	Aux Factor	APos	TPos	Remark
	MHz	dBuV/m	dBuV/m	dB	dBuV	dB/m	dB	dB	dB	cm	deg	
1	5825.00	103.25	------	------	93.47	35.04	11.31	36.57	0.00	124	360	AVERAGE

Mode	32	
	Band Edge	
	U-NII-3_5.725-5.85_802.11a_CH165_5825MHz	
ANT	1	
Pol.	Vertical	Fundamental
Peak	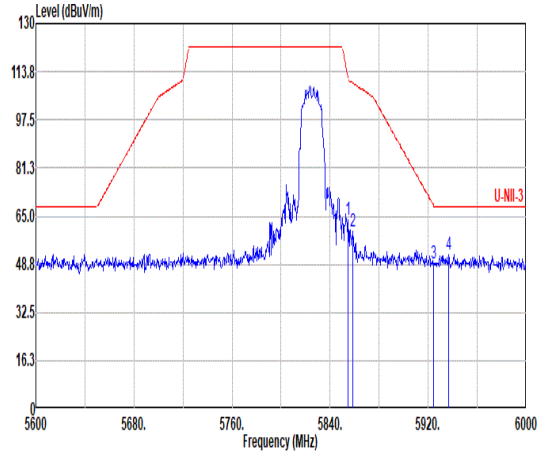	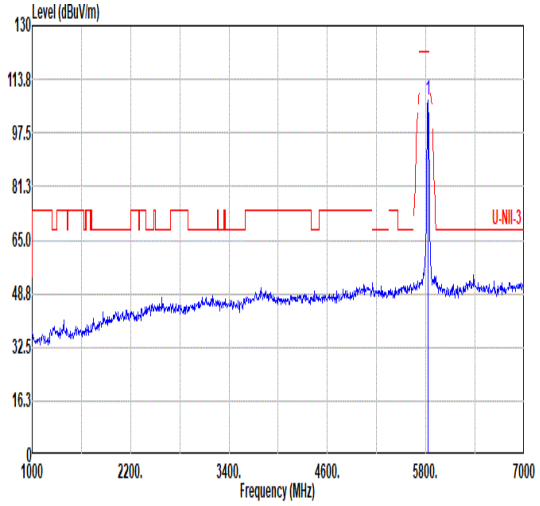
Avg	Blank	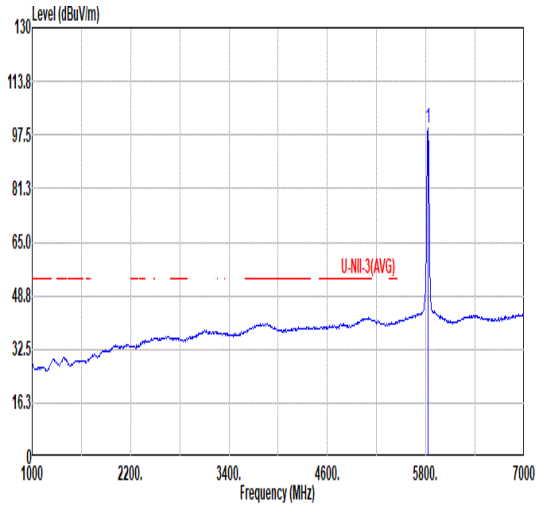

	Freq	Level	Limit Line	Over Limit	Read Level	Ant Factor	Cable Loss	Preamp Factor	Aux Factor	APos	TPos	Remark
	MHz	dBuV/m	dBuV/m	dB	dBuV	dB/m	dB	dB	dB	cm	deg	
1	5854.80	63.97	111.36	-47.39	54.19	35.07	11.34	36.63	0.00	222	0	PEAK
2	5858.80	59.96	109.83	-49.87	50.19	35.07	11.34	36.64	0.00	222	0	PEAK
3	5924.40	49.29	68.64	-19.35	39.58	35.13	11.40	36.82	0.00	222	0	PEAK
4	5936.80	51.95	68.20	-16.25	42.27	35.15	11.41	36.88	0.00	222	0	PEAK

	Freq	Level	Limit Line	Over Limit	Read Level	Ant Factor	Cable Loss	Preamp Factor	Aux Factor	APos	TPos	Remark
	MHz	dBuV/m	dBuV/m	dB	dBuV	dB/m	dB	dB	dB	cm	deg	
1	5825.00	107.50	------	------	97.72	35.04	11.31	36.57	0.00	222	0	PEAK

	Freq	Level	Limit Line	Over Limit	Read Level	Ant Factor	Cable Loss	Preamp Factor	Aux Factor	APos	TPos	Remark
	MHz	dBuV/m	dBuV/m	dB	dBuV	dB/m	dB	dB	dB	cm	deg	
1	5825.00	99.51	------	------	89.73	35.04	11.31	36.57	0.00	222	0	AVERAGE

Mode	32	
	Harmonic	
	U-NII-3_5.725-5.85_802.11a_CH165_5825MHz	
ANT	1	
Pol.	Horizontal	Vertical
Peak Avg	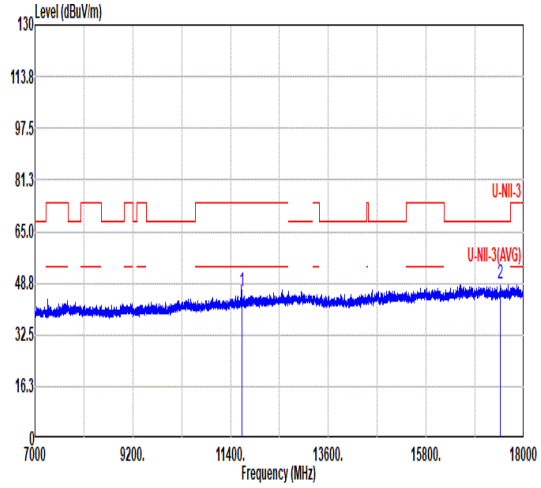	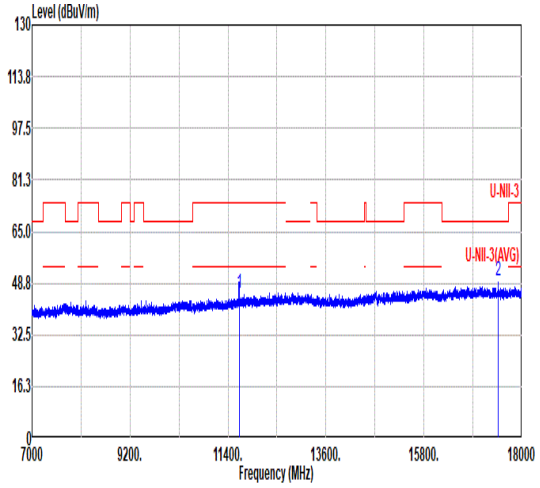

	Freq	Level	Limit Line	Over Limit	Read Level	Ant Factor	Cable Loss	Preamp Factor	Aux Factor	APos	TPos	Remark
	MHz	dBuV/m	dBuV/m	dB	dBuV	dB/m	dB	dB	dB	cm	deg	
1	11650.00	46.05	74.00	-27.95	57.67	38.25	16.46	66.33	0.00	---	---	PEAK
2	17475.00	48.64	68.20	-19.56	51.65	41.18	20.32	64.51	0.00	---	---	PEAK

	Freq	Level	Limit Line	Over Limit	Read Level	Ant Factor	Cable Loss	Preamp Factor	Aux Factor	APos	TPos	Remark
	MHz	dBuV/m	dBuV/m	dB	dBuV	dB/m	dB	dB	dB	cm	deg	
1	11650.00	45.59	74.00	-28.41	57.21	38.25	16.46	66.33	0.00	---	---	PEAK
2	17475.00	49.40	68.20	-18.80	52.41	41.18	20.32	64.51	0.00	---	---	PEAK

Mode	33	
	Band Edge	
	U-NII-3_5.725-5.85_802.11n HT20_CH149_5745MHz	
ANT	1	
Pol.	Horizontal	Fundamental
Peak	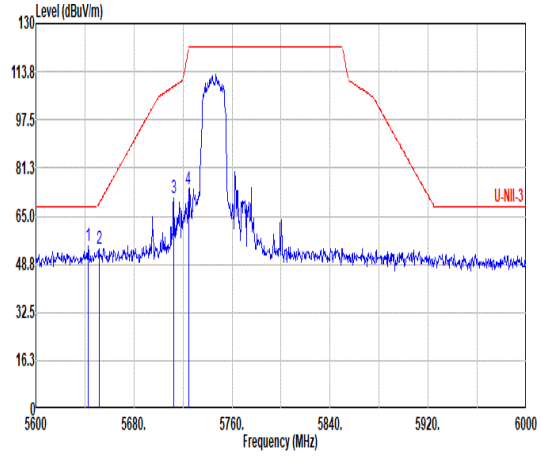	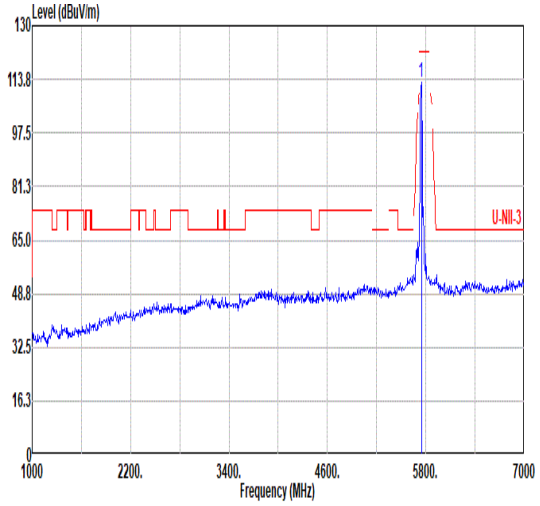
Avg	Blank	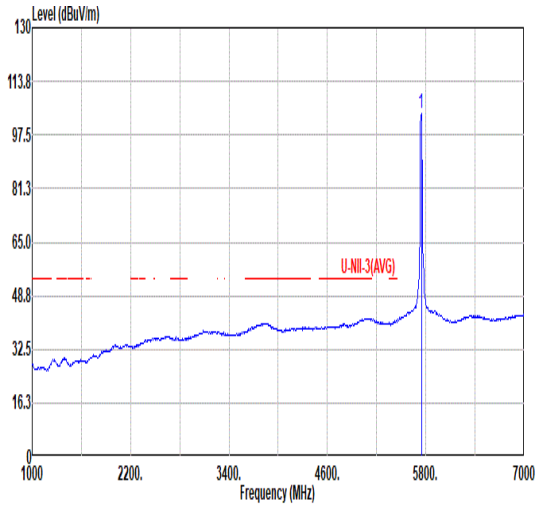

	Freq	Level	Limit Line	Over Limit	Read Level	Ant Factor	Cable Loss	Preamp Factor	Aux Factor	APos	TPos	Remark
	MHz	dBuV/m	dBuV/m	dB	dBuV	dB/m	dB	dB	dB	cm	deg	
1	5642.40	54.89	68.20	-13.31	45.26	34.87	11.06	36.30	0.00	149	360	PEAK
2	5651.60	54.06	69.39	-15.33	44.42	34.88	11.07	36.31	0.00	149	360	PEAK
3	5712.40	71.00	108.77	-37.77	61.28	34.93	11.16	36.37	0.00	149	360	PEAK
4	5724.40	74.20	120.93	-46.73	64.46	34.95	11.18	36.39	0.00	149	360	PEAK

	Freq	Level	Limit Line	Over Limit	Read Level	Ant Factor	Cable Loss	Preamp Factor	Aux Factor	APos	TPos	Remark
	MHz	dBuV/m	dBuV/m	dB	dBuV	dB/m	dB	dB	dB	cm	deg	
1	5745.00	112.68	------	------	102.93	34.97	11.21	36.43	0.00	149	360	PEAK

	Freq	Level	Limit Line	Over Limit	Read Level	Ant Factor	Cable Loss	Preamp Factor	Aux Factor	APos	TPos	Remark
	MHz	dBuV/m	dBuV/m	dB	dBuV	dB/m	dB	dB	dB	cm	deg	
1	5745.00	103.99	------	------	94.24	34.97	11.21	36.43	0.00	149	360	AVERAGE

Mode	33	
	Band Edge	
	U-NII-3_5.725-5.85_802.11n HT20_CH149_5745MHz	
ANT	1	
Pol.	Vertical	Fundamental
Peak	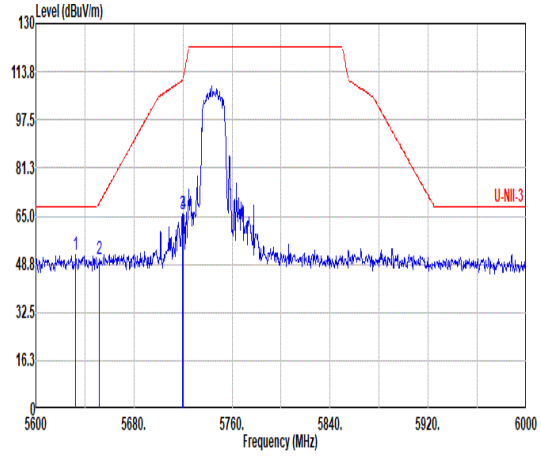	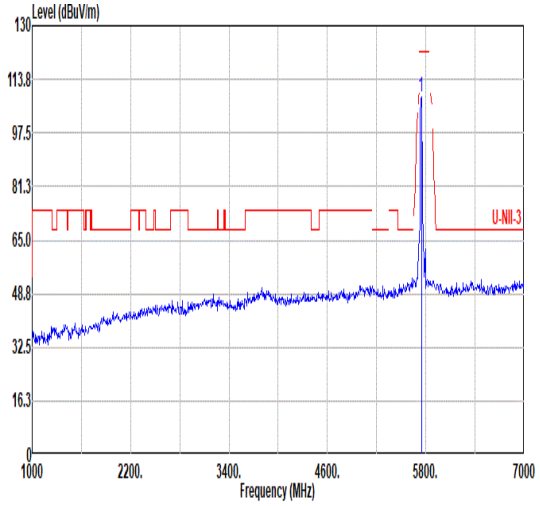
Avg	Blank	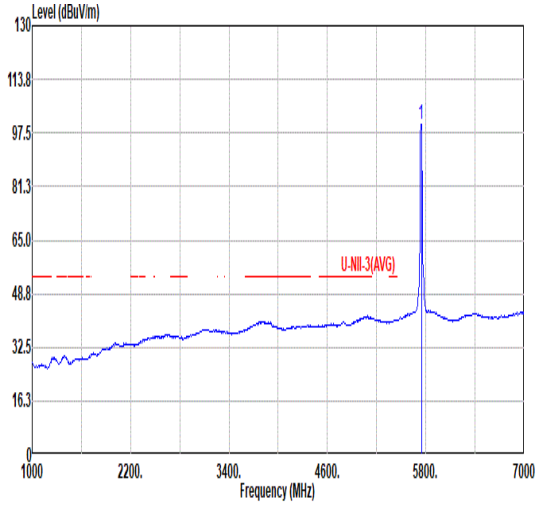

	Freq	Level	Limit Line	Over Limit	Read Level	Ant Factor	Cable Loss	Preamp Factor	Aux Factor	APos	TPos	Remark
	MHz	dBuV/m	dBuV/m	dB	dBuV	dB/m	dB	dB	dB	cm	deg	
1	5632.40	52.12	68.20	-16.08	42.50	34.86	11.05	36.29	0.00	231	0	PEAK
2	5652.00	50.45	69.69	-19.24	40.81	34.88	11.07	36.31	0.00	231	0	PEAK
3	5719.60	65.88	110.79	-44.91	56.16	34.94	11.17	36.39	0.00	231	0	PEAK
4	5720.00	65.76	110.90	-45.14	56.04	34.94	11.17	36.39	0.00	231	0	PEAK

	Freq	Level	Limit Line	Over Limit	Read Level	Ant Factor	Cable Loss	Preamp Factor	Aux Factor	APos	TPos	Remark
	MHz	dBuV/m	dBuV/m	dB	dBuV	dB/m	dB	dB	dB	cm	deg	
1	5745.00	108.18	------	------	98.43	34.97	11.21	36.43	0.00	231	0	PEAK

	Freq	Level	Limit Line	Over Limit	Read Level	Ant Factor	Cable Loss	Preamp Factor	Aux Factor	APos	TPos	Remark
	MHz	dBuV/m	dBuV/m	dB	dBuV	dB/m	dB	dB	dB	cm	deg	
1	5745.00	100.27	------	------	90.52	34.97	11.21	36.43	0.00	231	0	AVERAGE

Mode	33	
	Harmonic	
	U-NII-3_5.725-5.85_802.11n HT20_CH149_5745MHz	
ANT	1	
Pol.	Horizontal	Vertical
Peak Avg	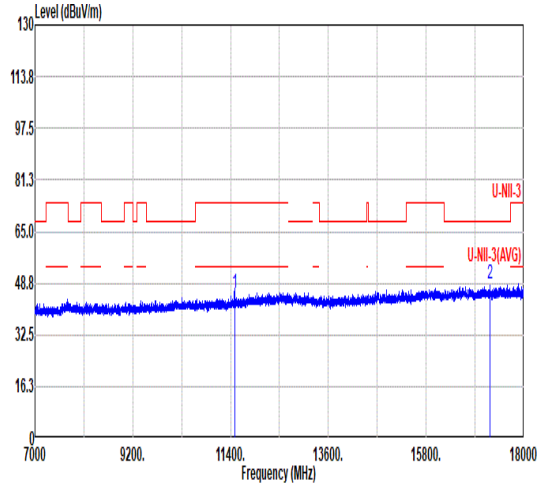	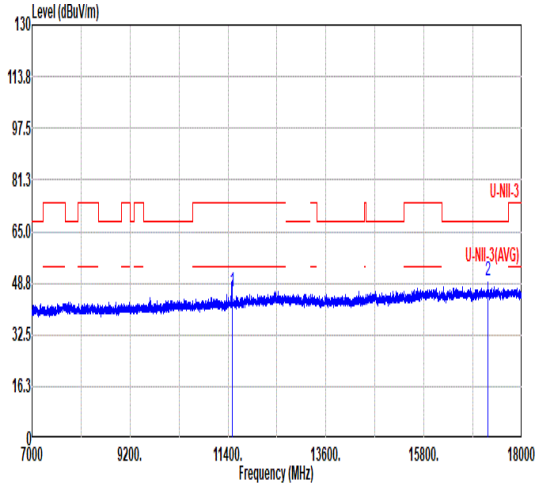

	Freq	Level	Limit Line	Over Limit	Read Level	Ant Factor	Cable Loss	Preamp Factor	Aux Factor	APos	TPos	Remark
	MHz	dBuV/m	dBuV/m	dB	dBuV	dB/m	dB	dB	dB	cm	deg	
1	11490.00	45.79	74.00	-28.21	57.83	38.18	16.36	66.58	0.00	---	---	PEAK
2	17235.00	48.77	68.20	-19.43	52.23	41.04	20.16	64.66	0.00	---	---	PEAK

	Freq	Level	Limit Line	Over Limit	Read Level	Ant Factor	Cable Loss	Preamp Factor	Aux Factor	APos	TPos	Remark
	MHz	dBuV/m	dBuV/m	dB	dBuV	dB/m	dB	dB	dB	cm	deg	
1	11490.00	46.31	74.00	-27.69	58.35	38.18	16.36	66.58	0.00	---	---	PEAK
2	17235.00	49.55	68.20	-18.65	53.01	41.04	20.16	64.66	0.00	---	---	PEAK

Mode	34
	Harmonic
	U-NII-3_5.725-5.85_802.11n HT20_CH157_5785MHz
ANT	1

Pol.	Horizontal	Vertical
Peak Avg	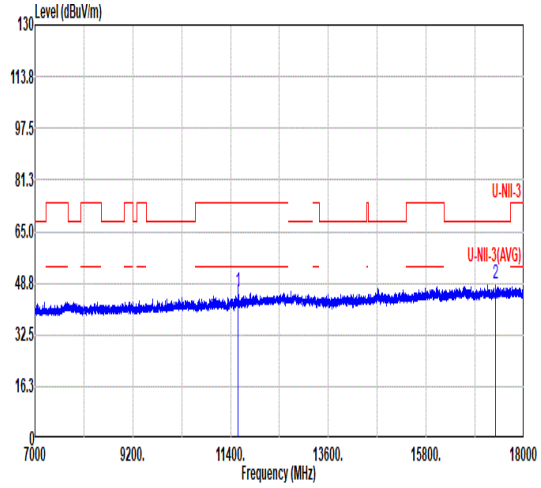	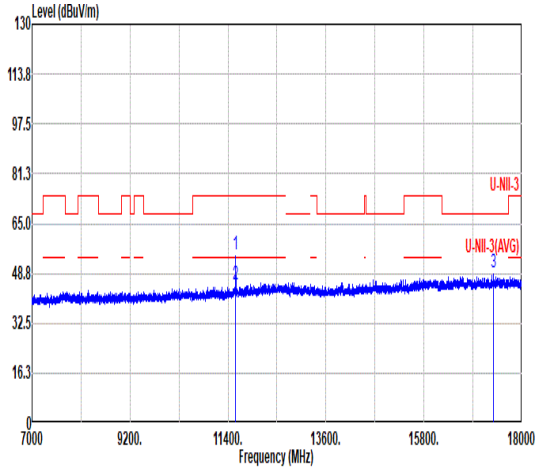

	Freq	Level	Limit Line	Over Limit	Read Level	Ant Factor	Cable Loss	Preamp Factor	Aux Factor	APos	TPos	Remark
	MHz	dBuV/m	dBuV/m	dB	dBuV	dB/m	dB	dB	dB	cm	deg	
1	11570.00	46.27	74.00	-27.73	58.19	38.20	16.41	66.53	0.00	---	---	PEAK
2	17355.00	48.51	68.20	-19.69	51.81	41.10	20.23	64.63	0.00	---	---	PEAK

	Freq	Level	Limit Line	Over Limit	Read Level	Ant Factor	Cable Loss	Preamp Factor	Aux Factor	APos	TPos	Remark
	MHz	dBuV/m	dBuV/m	dB	dBuV	dB/m	dB	dB	dB	cm	deg	
1	11570.00	54.93	74.00	-19.07	66.85	38.20	16.41	66.53	0.00	101	83	PEAK
2	11570.00	45.17	54.00	-8.83	57.09	38.20	16.41	66.53	0.00	101	83	AVERAGE
3	17355.00	48.90	68.20	-19.30	52.19	41.10	20.24	64.63	0.00	---	---	PEAK

Mode	35	
	Band Edge	
	U-NII-3_5.725-5.85_802.11n HT20_CH165_5825MHz	
ANT	1	
Pol.	Horizontal	Fundamental
Peak	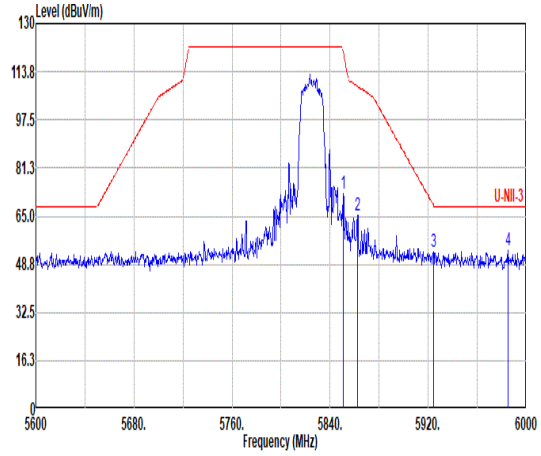	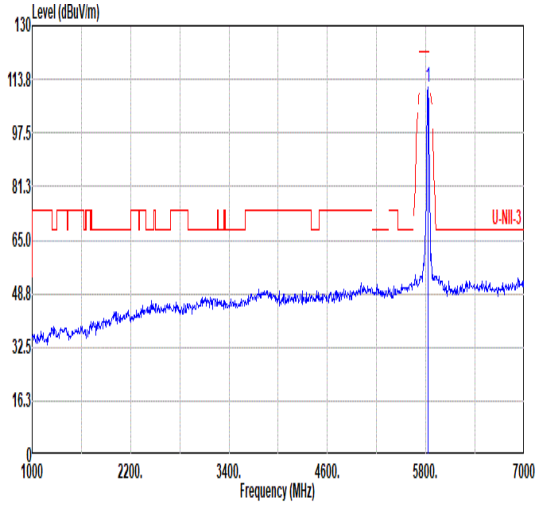
Avg	Blank	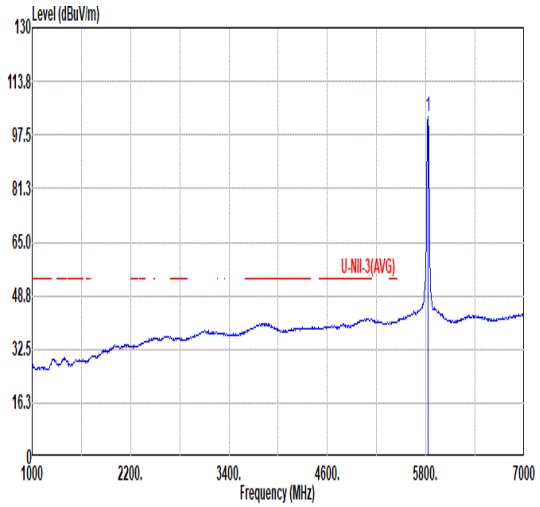

	Freq	Level	Limit Line	Over Limit	Read Level	Ant Factor	Cable Loss	Preamp Factor	Aux Factor	APos	TPos	Remark
	MHz	dBuV/m	dBuV/m	dB	dBuV	dB/m	dB	dB	dB	cm	deg	
1	5850.80	72.43	120.48	-48.05	62.66	35.06	11.33	36.62	0.00	126	360	PEAK
2	5862.40	65.28	108.83	-43.55	55.50	35.08	11.34	36.64	0.00	126	360	PEAK
3	5924.40	53.15	68.64	-15.49	43.44	35.13	11.40	36.82	0.00	126	360	PEAK
4	5985.20	53.52	68.20	-14.68	43.96	35.19	11.46	37.09	0.00	126	360	PEAK

	Freq	Level	Limit Line	Over Limit	Read Level	Ant Factor	Cable Loss	Preamp Factor	Aux Factor	APos	TPos	Remark
	MHz	dBuV/m	dBuV/m	dB	dBuV	dB/m	dB	dB	dB	cm	deg	
1	5825.00	111.40	------	------	101.62	35.05	11.31	36.58	0.00	126	360	PEAK

	Freq	Level	Limit Line	Over Limit	Read Level	Ant Factor	Cable Loss	Preamp Factor	Aux Factor	APos	TPos	Remark
	MHz	dBuV/m	dBuV/m	dB	dBuV	dB/m	dB	dB	dB	cm	deg	
1	5825.00	103.05	------	------	93.27	35.04	11.31	36.57	0.00	126	360	AVERAGE

Mode	35
	Band Edge
	U-NII-3_5.725-5.85_802.11n HT20_CH165_5825MHz
ANT	1

Pol.	Vertical	Fundamental
Peak	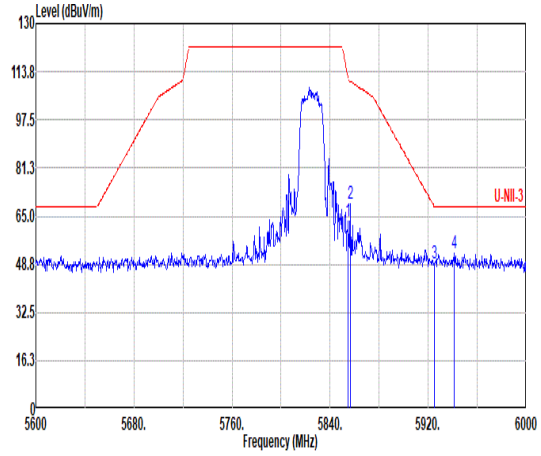 Freq Level Limit Line Over Limit Read Level Ant Factor Cable Loss Preamp Factor Aux Factor APos TPos Remark MHz dBuV/m dBuV/m dB dBuV dB/m dB dB dB cm deg 1 5854.80 63.37 111.36 -47.99 53.59 35.07 11.34 36.63 0.00 222 0 PEAK 2 5856.40 69.16 110.51 -41.35 59.38 35.07 11.34 36.63 0.00 222 0 PEAK 3 5924.80 49.25 68.35 -19.10 39.54 35.13 11.40 36.82 0.00 222 0 PEAK 4 5941.20 52.33 68.20 -15.87 42.66 35.15 11.42 36.90 0.00 222 0 PEAK	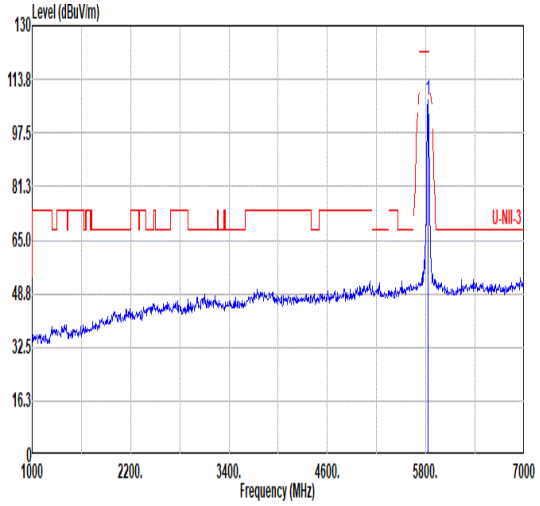 Freq Level Limit Line Over Limit Read Level Ant Factor Cable Loss Preamp Factor Aux Factor APos TPos Remark MHz dBuV/m dBuV/m dB dBuV dB/m dB dB dB cm deg 1 5825.00 107.30 ------ ------ 97.52 35.04 11.31 36.57 0.00 222 0 PEAK
Avg	Blank	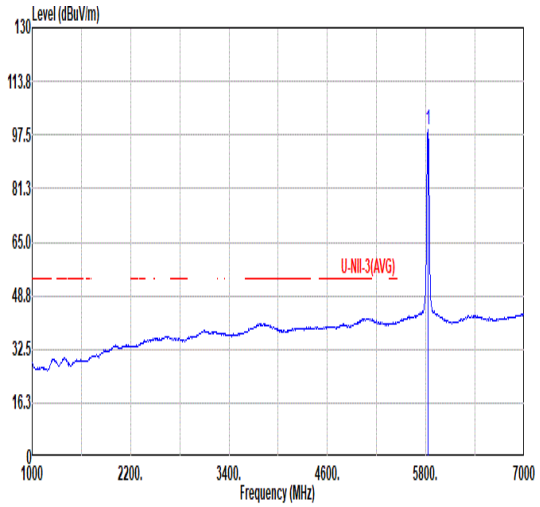 Freq Level Limit Line Over Limit Read Level Ant Factor Cable Loss Preamp Factor Aux Factor APos TPos Remark MHz dBuV/m dBuV/m dB dBuV dB/m dB dB dB cm deg 1 5825.00 99.16 ------ ------ 89.38 35.04 11.31 36.57 0.00 222 0 AVERAGE

Mode	35	
	Harmonic	
	U-NII-3_5.725-5.85_802.11n HT20_CH165_5825MHz	
ANT	1	
Pol.	Horizontal	Vertical
Peak Avg	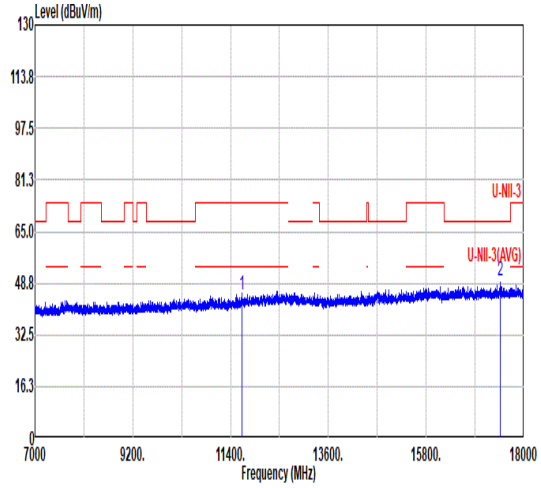	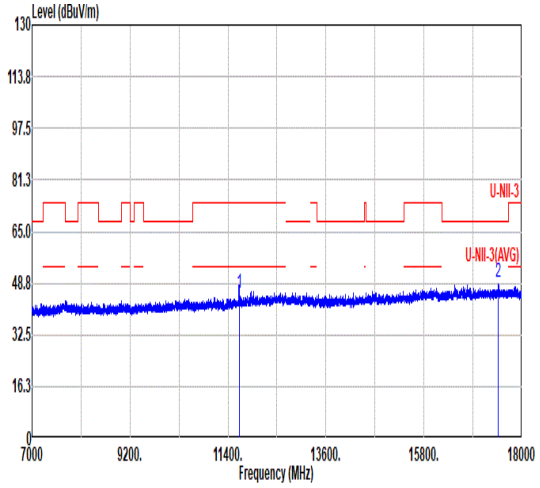

	Freq	Level	Limit Line	Over Limit	Read Level	Ant Factor	Cable Loss	Preamp Factor	Aux Factor	APos	TPos	Remark
	MHz	dBuV/m	dBuV/m	dB	dBuV	dB/m	dB	dB	dB	cm	deg	
1	11650.00	45.12	74.00	-28.88	56.88	38.25	16.46	66.47	0.00	---	---	PEAK
2	17475.00	49.77	68.20	-18.43	52.87	41.18	20.32	64.60	0.00	---	---	PEAK

	Freq	Level	Limit Line	Over Limit	Read Level	Ant Factor	Cable Loss	Preamp Factor	Aux Factor	APos	TPos	Remark
	MHz	dBuV/m	dBuV/m	dB	dBuV	dB/m	dB	dB	dB	cm	deg	
1	11650.00	45.81	74.00	-28.19	57.57	38.25	16.46	66.47	0.00	---	---	PEAK
2	17475.00	48.93	68.20	-19.27	52.05	41.17	20.31	64.60	0.00	---	---	PEAK

Mode	36	
	Band Edge - L	
	U-NII-3_5.725-5.85_802.11n HT40_CH151_5755MHz	
ANT	1	
Pol.	Horizontal	Fundamental
Peak	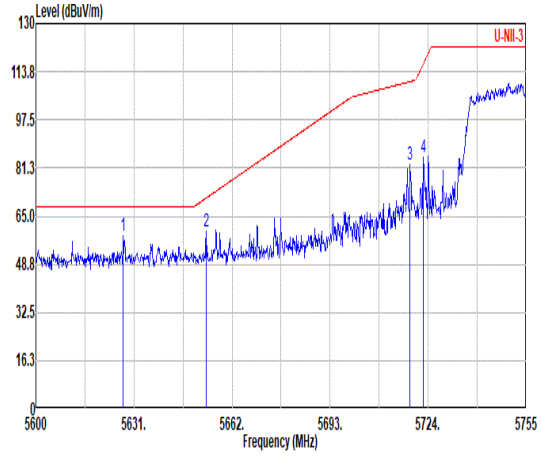	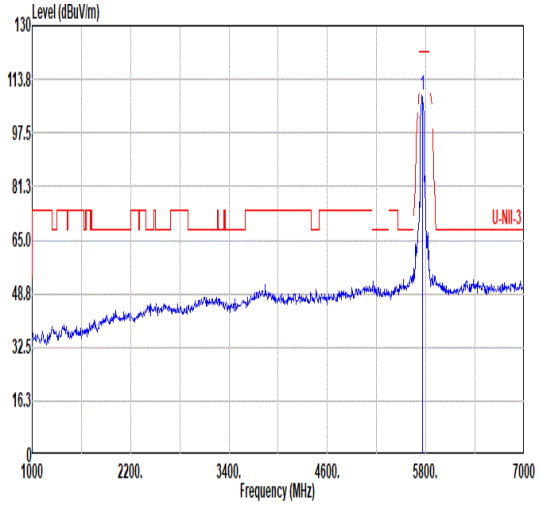
Avg	Blank	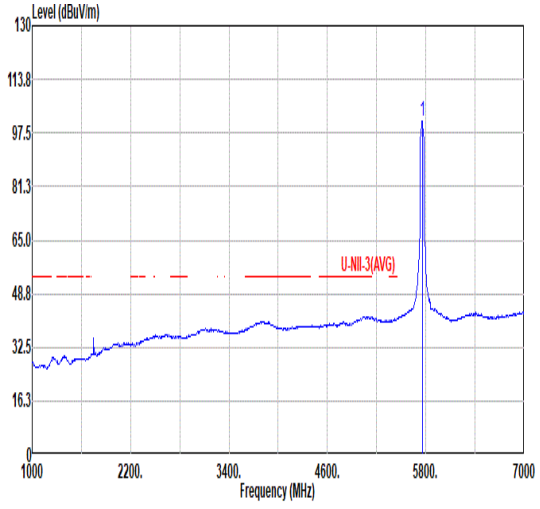

	Freq	Level	Limit Line	Over Limit	Read Level	Ant Factor	Cable Loss	Preamp Factor	Aux Factor	APos	TPos	Remark
	MHz	dBuV/m	dBuV/m	dB	dBuV	dB/m	dB	dB	dB	cm	deg	
1	5627.59	58.15	68.20	-10.05	48.54	34.85	11.04	36.28	0.00	140	360	PEAK
2	5653.79	59.62	71.02	-11.40	49.97	34.88	11.08	36.31	0.00	140	360	PEAK
3	5718.27	82.54	110.42	-27.88	72.81	34.94	11.17	36.38	0.00	140	360	PEAK
4	5722.45	85.10	116.49	-31.39	75.38	34.94	11.17	36.39	0.00	140	360	PEAK

	Freq	Level	Limit Line	Over Limit	Read Level	Ant Factor	Cable Loss	Preamp Factor	Aux Factor	APos	TPos	Remark
	MHz	dBuV/m	dBuV/m	dB	dBuV	dB/m	dB	dB	dB	cm	deg	
1	5755.00	108.67	------	------	98.93	34.97	11.21	36.44	0.00	140	360	PEAK

	Freq	Level	Limit Line	Over Limit	Read Level	Ant Factor	Cable Loss	Preamp Factor	Aux Factor	APos	TPos	Remark
	MHz	dBuV/m	dBuV/m	dB	dBuV	dB/m	dB	dB	dB	cm	deg	
1	5755.00	101.08	------	------	91.34	34.97	11.21	36.44	0.00	140	360	AVERAGE

Mode	36	
	Band Edge - R	
	U-NII-3_5.725-5.85_802.11n HT40_CH151_5755MHz	
ANT	1	
Pol.	Horizontal	Fundamental
Peak	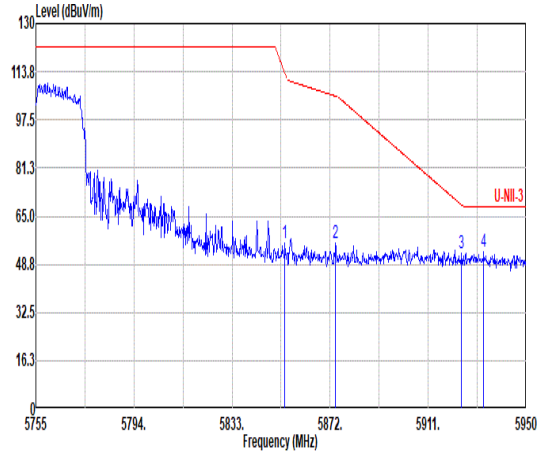	Blank

	Freq	Level	Limit Line	Over Limit	Read Level	Ant Factor	Cable Loss	Preamp Factor	Aux Factor	APos	TPos	Remark
	MHz	dBuV/m	dBuV/m	dB	dBuV	dB/m	dB	dB	dB	cm	deg	
1	5854.06	55.96	113.04	-57.08	46.19	35.07	11.33	36.63	0.00	140	360	PEAK
2	5874.15	55.76	105.54	-49.78	45.98	35.09	11.35	36.66	0.00	140	360	PEAK
3	5924.26	52.59	68.75	-16.16	42.88	35.13	11.40	36.82	0.00	140	360	PEAK
4	5933.04	52.83	68.20	-15.37	43.14	35.14	11.41	36.86	0.00	140	360	PEAK

Mode	36	
	Band Edge - L	
	U-NII-3_5.725-5.85_802.11n HT40_CH151_5755MHz	
ANT	1	
Pol.	Vertical	Fundamental
Peak	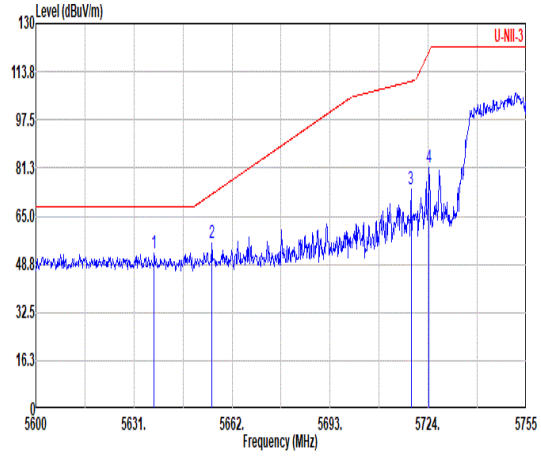	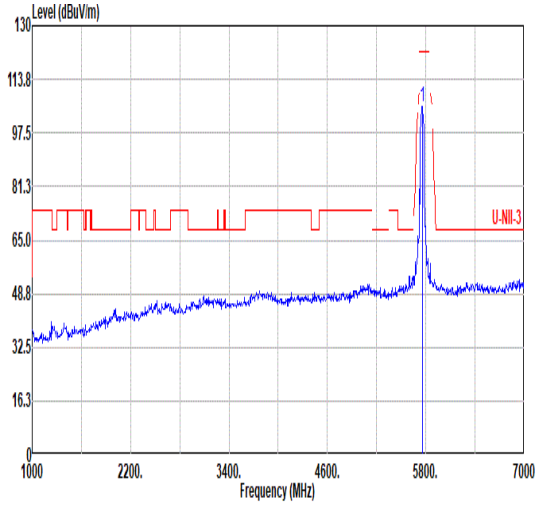
Avg	Blank	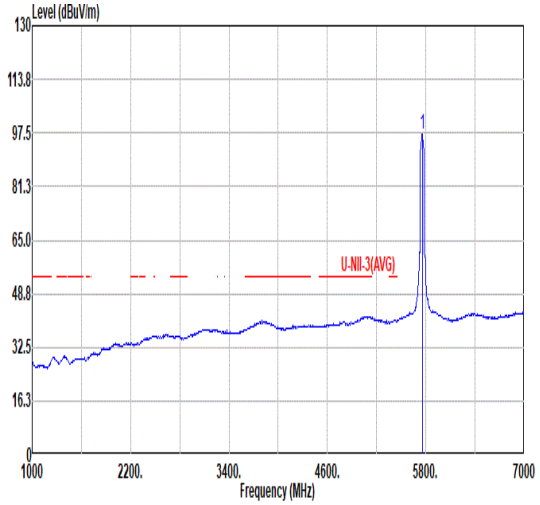

	Freq	Level	Limit Line	Over Limit	Read Level	Ant Factor	Cable Loss	Preamp Factor	Aux Factor	APos	TPos	Remark
	MHz	dBuV/m	dBuV/m	dB	dBuV	dB/m	dB	dB	dB	cm	deg	
1	5637.36	52.69	68.20	-15.51	43.07	34.86	11.05	36.29	0.00	218	0	PEAK
2	5655.65	55.80	72.41	-16.61	46.15	34.88	11.08	36.31	0.00	218	0	PEAK
3	5718.58	74.16	110.50	-36.34	64.43	34.94	11.17	36.38	0.00	218	0	PEAK
4	5724.31	81.47	120.73	-39.26	71.73	34.95	11.18	36.39	0.00	218	0	PEAK

	Freq	Level	Limit Line	Over Limit	Read Level	Ant Factor	Cable Loss	Preamp Factor	Aux Factor	APos	TPos	Remark
	MHz	dBuV/m	dBuV/m	dB	dBuV	dB/m	dB	dB	dB	cm	deg	
1	5755.00	105.65	------	------	95.90	34.98	11.22	36.45	0.00	218	0	PEAK

	Freq	Level	Limit Line	Over Limit	Read Level	Ant Factor	Cable Loss	Preamp Factor	Aux Factor	APos	TPos	Remark
	MHz	dBuV/m	dBuV/m	dB	dBuV	dB/m	dB	dB	dB	cm	deg	
1	5755.00	97.32	------	------	87.58	34.97	11.21	36.44	0.00	218	0	AVERAGE

Mode	36	
	Band Edge - R	
	U-NII-3_5.725-5.85_802.11n HT40_CH151_5755MHz	
ANT	1	
Pol.	Vertical	Fundamental
Peak	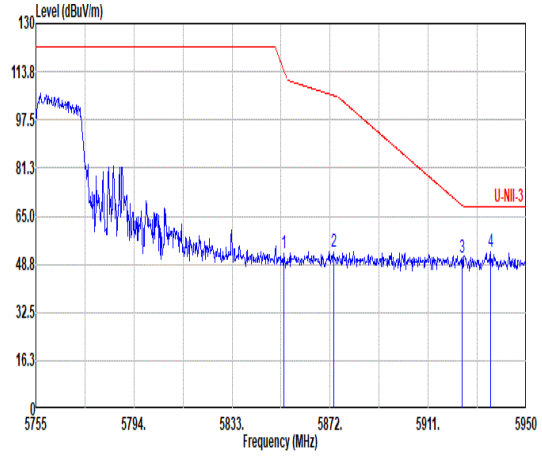	Blank

	Freq	Level	Limit Line	Over Limit	Read Level	Ant Factor	Cable Loss	Preamp Factor	Aux Factor	APos	TPos	Remark
	MHz	dBuV/m	dBuV/m	dB	dBuV	dB/m	dB	dB	dB	cm	deg	
1	5853.67	52.30	113.93	-61.63	42.53	35.07	11.33	36.63	0.00	218	0	PEAK
2	5873.37	52.83	105.76	-52.93	43.05	35.09	11.35	36.66	0.00	218	0	PEAK
3	5924.46	50.89	68.60	-17.71	41.18	35.13	11.40	36.82	0.00	218	0	PEAK
4	5935.77	52.88	68.20	-15.32	43.19	35.15	11.41	36.87	0.00	218	0	PEAK

Mode	36
	Harmonic
	U-NII-3_5.725-5.85_802.11n HT40_CH151_5755MHz
ANT	1

Pol.	Horizontal	Vertical
Peak Avg	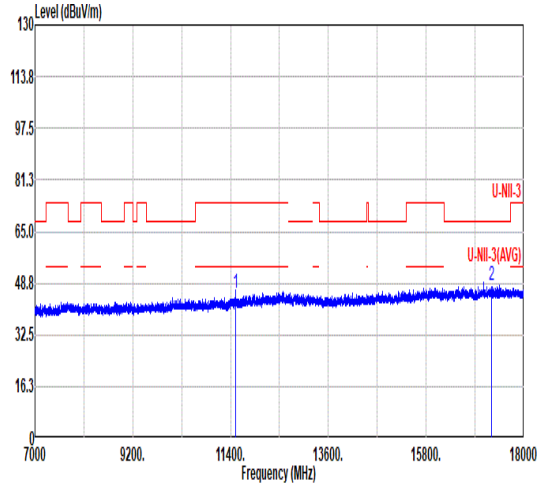	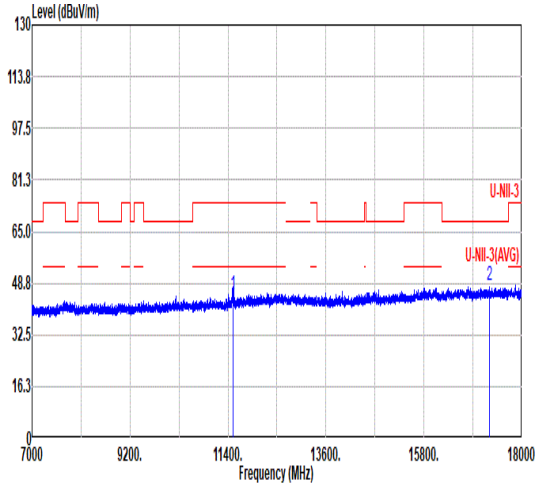

	Freq	Level	Limit Line	Over Limit	Read Level	Ant Factor	Cable Loss	Preamp Factor	Aux Factor	APos	TPos	Remark
	MHz	dBuV/m	dBuV/m	dB	dBuV	dB/m	dB	dB	dB	cm	deg	
1	11510.00	45.53	74.00	-28.47	57.53	38.20	16.37	66.57	0.00	---	---	PEAK
2	17265.00	47.98	68.20	-20.22	51.40	41.06	20.17	64.65	0.00	---	---	PEAK

	Freq	Level	Limit Line	Over Limit	Read Level	Ant Factor	Cable Loss	Preamp Factor	Aux Factor	APos	TPos	Remark
	MHz	dBuV/m	dBuV/m	dB	dBuV	dB/m	dB	dB	dB	cm	deg	
1	11510.00	45.31	74.00	-28.69	57.31	38.20	16.37	66.57	0.00	---	---	PEAK
2	17265.00	47.86	68.20	-20.34	51.24	41.08	20.19	64.65	0.00	---	---	PEAK

Mode	37	
	Band Edge - L	
	U-NII-3_5.725-5.85_802.11n HT40_CH159_5795MHz	
ANT	1	
Pol.	Horizontal	Fundamental
Peak	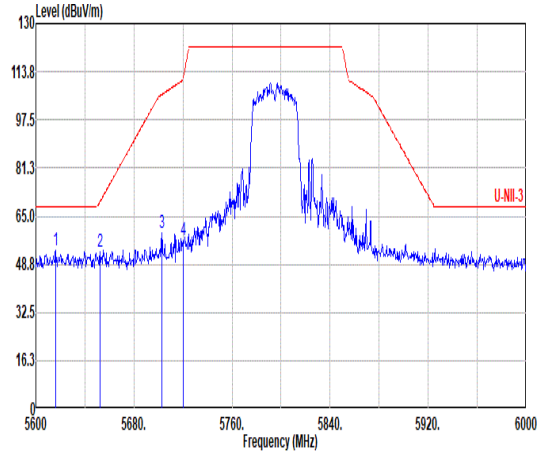	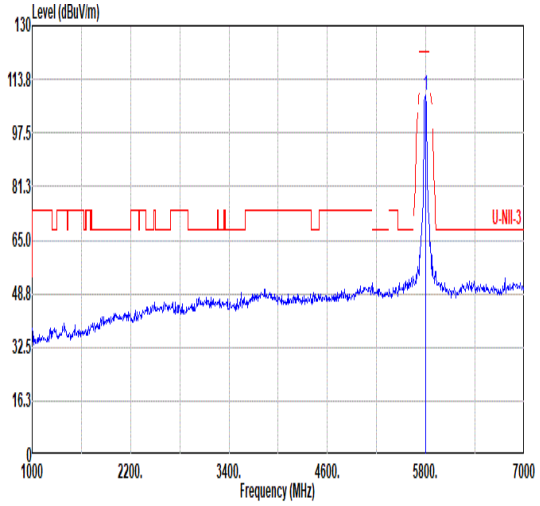
Avg	Blank	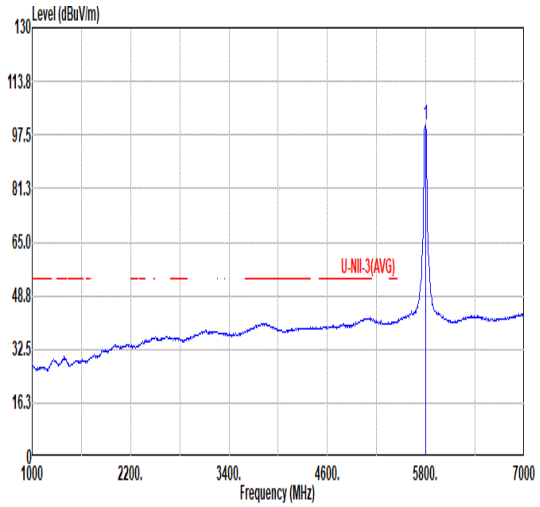

	Freq	Level	Limit Line	Over Limit	Read Level	Ant Factor	Cable Loss	Preamp Factor	Aux Factor	APos	TPos	Remark
	MHz	dBuV/m	dBuV/m	dB	dBuV	dB/m	dB	dB	dB	cm	deg	
1	5616.00	53.35	68.20	-14.85	43.76	34.84	11.02	36.27	0.00	107	360	PEAK
2	5652.40	53.13	69.99	-16.86	43.48	34.88	11.08	36.31	0.00	107	360	PEAK
3	5702.80	59.24	106.09	-46.85	49.52	34.93	11.15	36.36	0.00	107	360	PEAK
4	5720.40	57.04	111.81	-54.77	47.32	34.94	11.17	36.39	0.00	107	360	PEAK

	Freq	Level	Limit Line	Over Limit	Read Level	Ant Factor	Cable Loss	Preamp Factor	Aux Factor	APos	TPos	Remark
	MHz	dBuV/m	dBuV/m	dB	dBuV	dB/m	dB	dB	dB	cm	deg	
1	5795.00	108.88	------	------	99.12	35.01	11.27	36.52	0.00	107	360	PEAK

	Freq	Level	Limit Line	Over Limit	Read Level	Ant Factor	Cable Loss	Preamp Factor	Aux Factor	APos	TPos	Remark
	MHz	dBuV/m	dBuV/m	dB	dBuV	dB/m	dB	dB	dB	cm	deg	
1	5795.00	100.74	------	------	90.98	35.01	11.27	36.52	0.00	107	360	AVERAGE

Mode	37	
	Band Edge - R	
	U-NII-3_5.725-5.85_802.11n HT40_CH159_5795MHz	
ANT	1	
Pol.	Horizontal	Fundamental
Peak	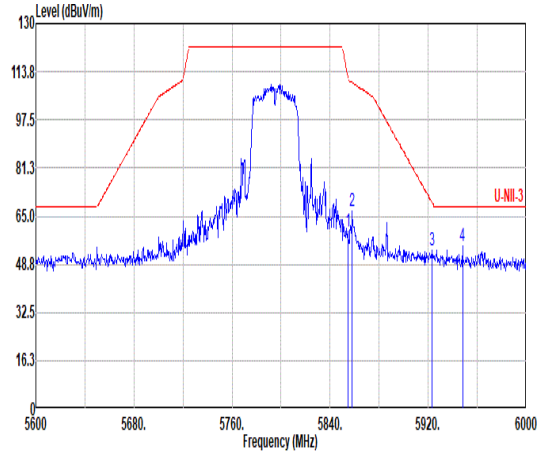	Blank

	Freq	Level	Limit Line	Over Limit	Read Level	Ant Factor	Cable Loss	Preamp Factor	Aux Factor	APos	TPos	Remark
	MHz	dBuV/m	dBuV/m	dB	dBuV	dB/m	dB	dB	dB	cm	deg	
1	5854.40	59.78	112.27	-52.49	50.01	35.07	11.33	36.63	0.00	107	360	PEAK
2	5858.00	66.76	110.06	-43.30	56.98	35.07	11.34	36.63	0.00	107	360	PEAK
3	5923.20	53.45	69.53	-16.08	43.73	35.13	11.40	36.81	0.00	107	360	PEAK
4	5948.00	54.87	68.20	-13.33	45.22	35.16	11.42	36.93	0.00	107	360	PEAK

Mode	37	
	Band Edge - L	
	U-NII-3_5.725-5.85_802.11n HT40_CH159_5795MHz	
ANT	1	
Pol.	Vertical	Fundamental
Peak	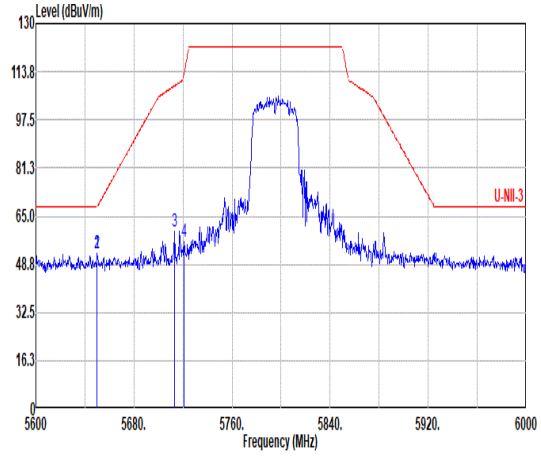	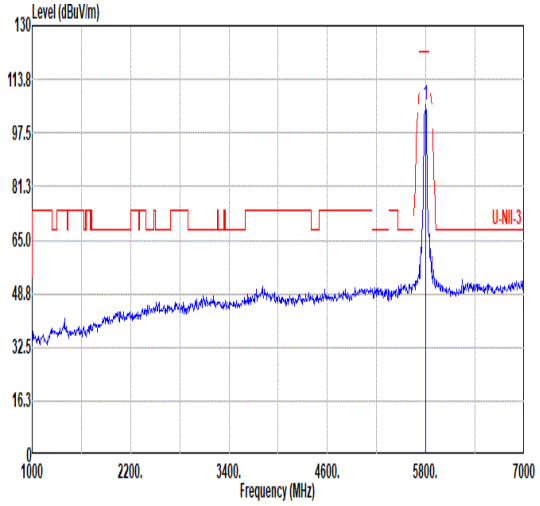
Avg	Blank	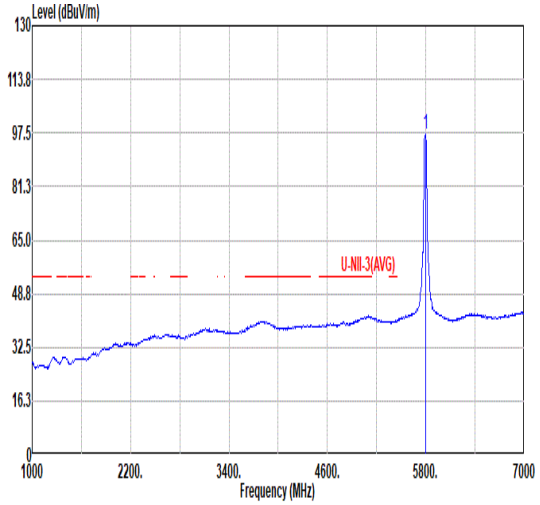

	Freq	Level	Limit Line	Over Limit	Read Level	Ant Factor	Cable Loss	Preamp Factor	Aux Factor	APos	TPos	Remark
	MHz	dBuV/m	dBuV/m	dB	dBuV	dB/m	dB	dB	dB	cm	deg	
1	5650.00	52.26	68.20	-15.94	42.62	34.88	11.07	36.31	0.00	225	0	PEAK
2	5650.00	52.26	68.20	-15.94	42.62	34.88	11.07	36.31	0.00	225	0	PEAK
3	5712.80	59.63	108.89	-49.26	49.91	34.93	11.16	36.37	0.00	225	0	PEAK
4	5720.80	56.29	112.72	-56.43	46.57	34.94	11.17	36.39	0.00	225	0	PEAK

	Freq	Level	Limit Line	Over Limit	Read Level	Ant Factor	Cable Loss	Preamp Factor	Aux Factor	APos	TPos	Remark
	MHz	dBuV/m	dBuV/m	dB	dBuV	dB/m	dB	dB	dB	cm	deg	
1	5795.00	105.76	------	------	95.99	35.02	11.28	36.53	0.00	225	0	PEAK

	Freq	Level	Limit Line	Over Limit	Read Level	Ant Factor	Cable Loss	Preamp Factor	Aux Factor	APos	TPos	Remark
	MHz	dBuV/m	dBuV/m	dB	dBuV	dB/m	dB	dB	dB	cm	deg	
1	5795.00	96.98	------	------	87.22	35.01	11.27	36.52	0.00	225	0	AVERAGE

Mode	37	
	Band Edge - R	
	U-NII-3_5.725-5.85_802.11n HT40_CH159_5795MHz	
ANT	1	
Pol.	Vertical	Fundamental
Peak	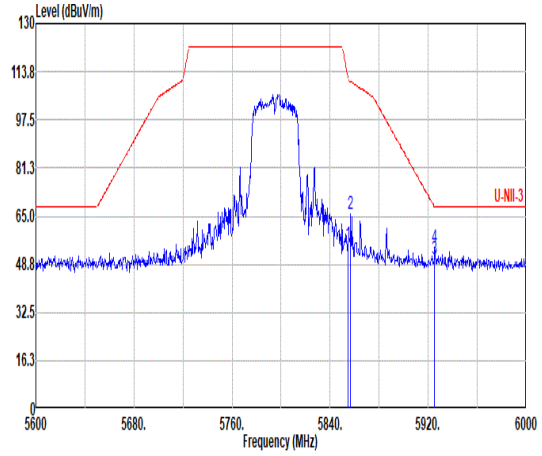	Blank

	Freq	Level	Limit Line	Over Limit	Read Level	Ant Factor	Cable Loss	Preamp Factor	Aux Factor	APos	TPos	Remark
	MHz	dBuV/m	dBuV/m	dB	dBuV	dB/m	dB	dB	dB	cm	deg	
1	5854.80	55.55	111.36	-55.81	45.77	35.07	11.34	36.63	0.00	225	0	PEAK
2	5856.80	65.54	110.40	-44.86	55.76	35.07	11.34	36.63	0.00	225	0	PEAK
3	5924.80	50.36	68.35	-17.99	40.65	35.13	11.40	36.82	0.00	225	0	PEAK
4	5925.20	54.64	68.20	-13.56	44.92	35.14	11.40	36.82	0.00	225	0	PEAK

Mode	37	
	Harmonic	
	U-NII-3_5.725-5.85_802.11n HT40_CH159_5795MHz	
ANT	1	
Pol.	Horizontal	Vertical
Peak Avg	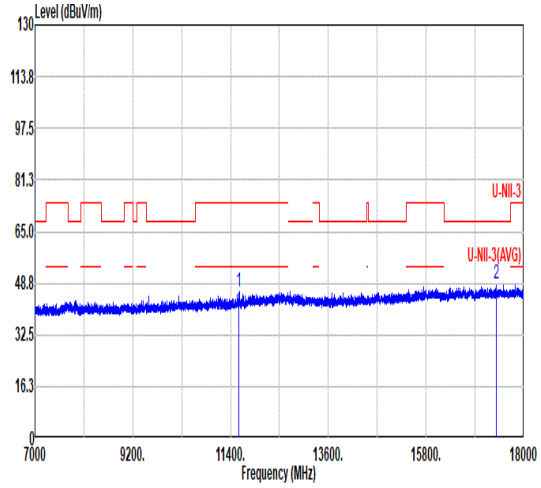	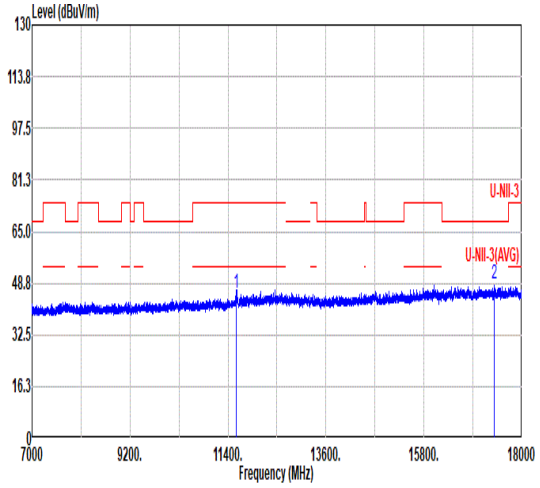

	Freq	Level	Limit Line	Over Limit	Read Level	Ant Factor	Cable Loss	Preamp Factor	Aux Factor	APos	TPos	Remark
	MHz	dBuV/m	dBuV/m	dB	dBuV	dB/m	dB	dB	dB	cm	deg	
1	11590.00	45.96	74.00	-28.04	57.86	38.20	16.42	66.52	0.00	---	---	PEAK
2	17385.00	48.35	68.20	-19.85	51.61	41.10	20.26	64.62	0.00	---	---	PEAK

	Freq	Level	Limit Line	Over Limit	Read Level	Ant Factor	Cable Loss	Preamp Factor	Aux Factor	APos	TPos	Remark
	MHz	dBuV/m	dBuV/m	dB	dBuV	dB/m	dB	dB	dB	cm	deg	
1	11590.00	45.55	74.00	-28.45	57.45	38.20	16.42	66.52	0.00	---	---	PEAK
2	17385.00	48.40	68.20	-19.80	51.66	41.10	20.26	64.62	0.00	---	---	PEAK

Mode	38	
	Band Edge - L	
	U-NII-3_5.725-5.85_802.11ac VHT80_CH155_5775MHz	
ANT	1	
Pol.	Horizontal	Fundamental
Peak	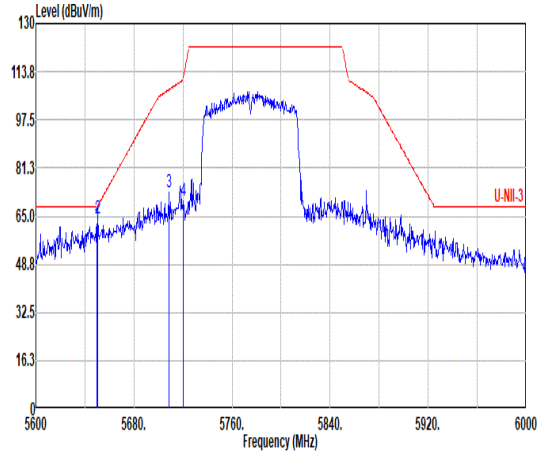	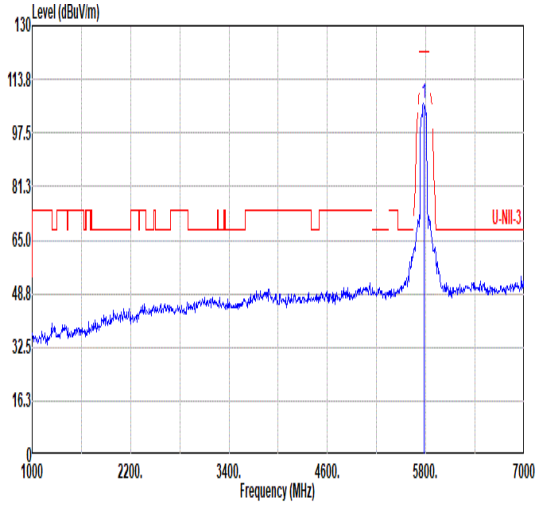
Avg	Blank	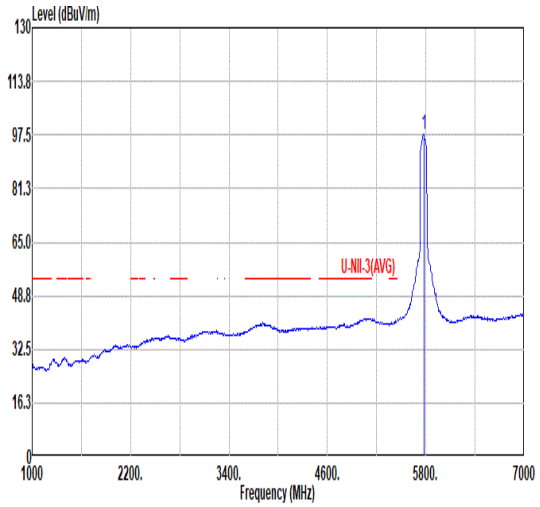

	Freq	Level	Limit Line	Over Limit	Read Level	Ant Factor	Cable Loss	Preamp Factor	Aux Factor	APos	TPos	Remark
	MHz	dBuV/m	dBuV/m	dB	dBuV	dB/m	dB	dB	dB	cm	deg	
1	5649.60	62.29	68.20	-5.91	52.64	34.88	11.07	36.30	0.00	154	360	PEAK
2	5650.40	64.36	68.50	-4.14	54.72	34.88	11.07	36.31	0.00	154	360	PEAK
3	5708.80	72.98	107.77	-34.79	63.27	34.93	11.15	36.37	0.00	154	360	PEAK
4	5720.00	70.01	110.90	-40.89	60.29	34.94	11.17	36.39	0.00	154	360	PEAK

	Freq	Level	Limit Line	Over Limit	Read Level	Ant Factor	Cable Loss	Preamp Factor	Aux Factor	APos	TPos	Remark
	MHz	dBuV/m	dBuV/m	dB	dBuV	dB/m	dB	dB	dB	cm	deg	
1	5775.00	106.38	------	------	96.63	34.99	11.24	36.48	0.00	154	360	PEAK

	Freq	Level	Limit Line	Over Limit	Read Level	Ant Factor	Cable Loss	Preamp Factor	Aux Factor	APos	TPos	Remark
	MHz	dBuV/m	dBuV/m	dB	dBuV	dB/m	dB	dB	dB	cm	deg	
1	5775.00	97.58	------	------	87.83	34.99	11.24	36.48	0.00	154	360	AVERAGE

Mode	38	
	Band Edge - R	
	U-NII-3_5.725-5.85_802.11ac VHT80_CH155_5775MHz	
ANT	1	
Pol.	Horizontal	Fundamental
Peak	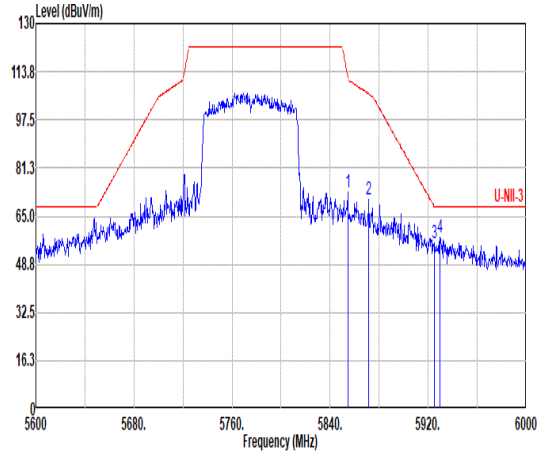	Blank

	Freq	Level	Limit Line	Over Limit	Read Level	Ant Factor	Cable Loss	Preamp Factor	Aux Factor	APos	TPos	Remark
	MHz	dBuV/m	dBuV/m	dB	dBuV	dB/m	dB	dB	dB	cm	deg	
1	5854.40	72.98	112.27	-39.29	63.21	35.07	11.33	36.63	0.00	154	360	PEAK
2	5871.60	70.62	106.25	-35.63	60.85	35.08	11.35	36.66	0.00	154	360	PEAK
3	5924.80	56.09	68.35	-12.26	46.38	35.13	11.40	36.82	0.00	154	360	PEAK
4	5929.60	57.99	68.20	-10.21	48.28	35.14	11.41	36.84	0.00	154	360	PEAK

Mode	38	
	Band Edge - L	
	U-NII-3_5.725-5.85_802.11ac VHT80_CH155_5775MHz	
ANT	1	
Pol.	Vertical	Fundamental
Peak	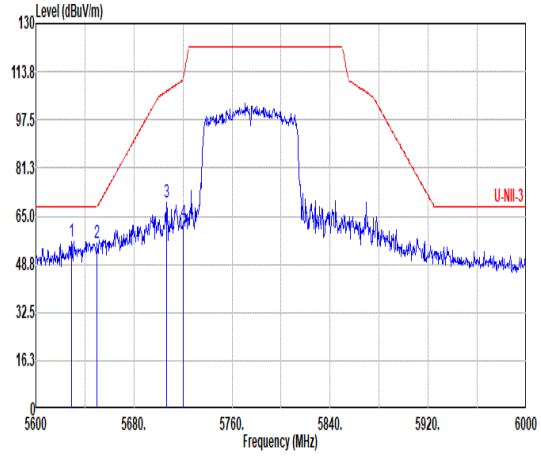	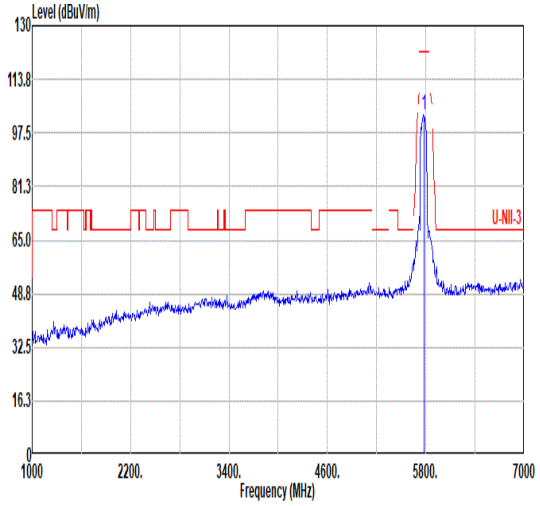
Avg	Blank	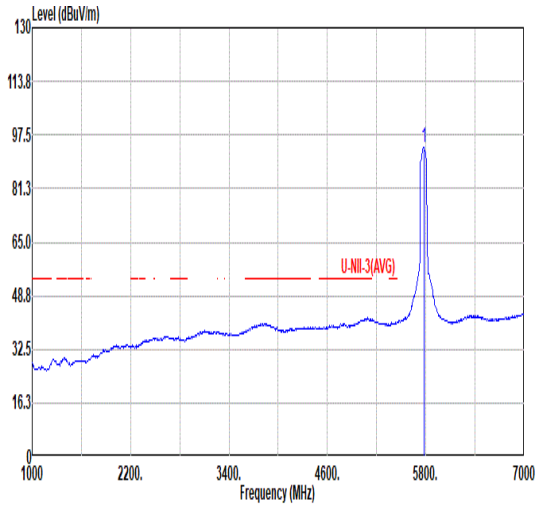

	Freq	Level	Limit Line	Over Limit	Read Level	Ant Factor	Cable Loss	Preamp Factor	Aux Factor	APos	TPos	Remark
	MHz	dBuV/m	dBuV/m	dB	dBuV	dB/m	dB	dB	dB	cm	deg	
1	5628.80	56.57	68.20	-11.63	46.96	34.86	11.04	36.29	0.00	228	0	PEAK
2	5650.00	55.84	68.20	-12.36	46.20	34.88	11.07	36.31	0.00	228	0	PEAK
3	5706.40	69.42	107.09	-37.67	59.70	34.93	11.15	36.36	0.00	228	0	PEAK
4	5720.40	62.62	111.81	-49.19	52.90	34.94	11.17	36.39	0.00	228	0	PEAK

	Freq	Level	Limit Line	Over Limit	Read Level	Ant Factor	Cable Loss	Preamp Factor	Aux Factor	APos	TPos	Remark
	MHz	dBuV/m	dBuV/m	dB	dBuV	dB/m	dB	dB	dB	cm	deg	
1	5775.00	102.81	------	------	93.06	34.99	11.24	36.48	0.00	228	0	PEAK

	Freq	Level	Limit Line	Over Limit	Read Level	Ant Factor	Cable Loss	Preamp Factor	Aux Factor	APos	TPos	Remark
	MHz	dBuV/m	dBuV/m	dB	dBuV	dB/m	dB	dB	dB	cm	deg	
1	5775.00	93.86	------	------	84.11	34.99	11.24	36.48	0.00	228	0	AVERAGE

Mode	38	
	Band Edge - R	
	U-NII-3_5.725-5.85_802.11ac VHT80_CH155_5775MHz	
ANT	1	
Pol.	Vertical	Fundamental
Peak	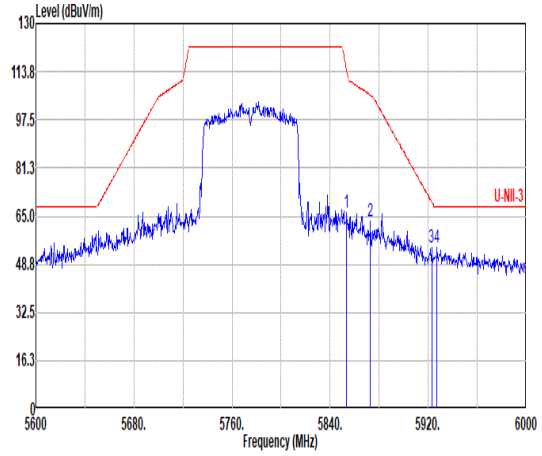	Blank

	Freq	Level	Limit Line	Over Limit	Read Level	Ant Factor	Cable Loss	Preamp Factor	Aux Factor	APos	TPos	Remark
	MHz	dBuV/m	dBuV/m	dB	dBuV	dB/m	dB	dB	dB	cm	deg	
1	5853.60	66.10	114.09	-47.99	56.33	35.07	11.33	36.63	0.00	228	0	PEAK
2	5872.80	63.47	105.92	-42.45	53.69	35.09	11.35	36.66	0.00	228	0	PEAK
3	5922.80	54.48	69.83	-15.35	44.76	35.13	11.40	36.81	0.00	228	0	PEAK
4	5927.20	54.46	68.20	-13.74	44.75	35.14	11.40	36.83	0.00	228	0	PEAK

Mode	38	
	Harmonic	
	U-NII-3_5.725-5.85_802.11ac VHT80_CH155_5775MHz	
ANT	1	
Pol.	Horizontal	Vertical
Peak Avg	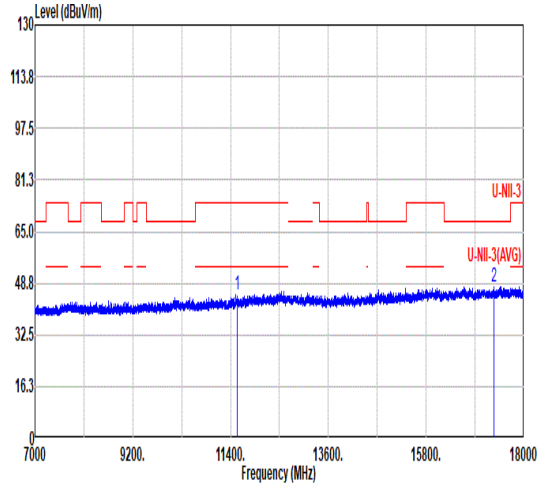	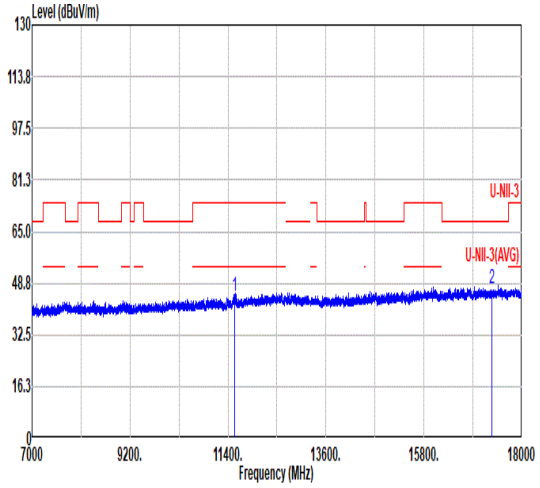

	Freq	Level	Limit Line	Over Limit	Read Level	Ant Factor	Cable Loss	Preamp Factor	Aux Factor	APos	TPos	Remark
	MHz	dBuV/m	dBuV/m	dB	dBuV	dB/m	dB	dB	dB	cm	deg	
1	11550.00	45.21	74.00	-28.79	57.16	38.20	16.39	66.54	0.00	---	---	PEAK
2	17325.00	47.64	68.20	-20.56	50.94	41.10	20.23	64.63	0.00	---	---	PEAK

	Freq	Level	Limit Line	Over Limit	Read Level	Ant Factor	Cable Loss	Preamp Factor	Aux Factor	APos	TPos	Remark
	MHz	dBuV/m	dBuV/m	dB	dBuV	dB/m	dB	dB	dB	cm	deg	
1	11550.00	44.51	74.00	-29.49	56.46	38.20	16.39	66.54	0.00	---	---	PEAK
2	17325.00	47.28	68.20	-20.92	50.65	41.09	20.19	64.65	0.00	---	---	PEAK

Mode	38	
	18G-40G	
	U-NII-3_5.725-5.85_802.11ac VHT80_CH155_5775MHz	
ANT	1	
Pol.	Horizontal	Vertical
Peak Avg	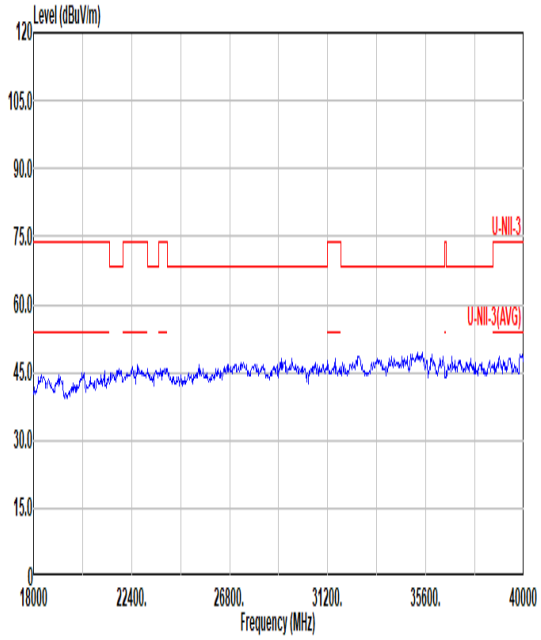	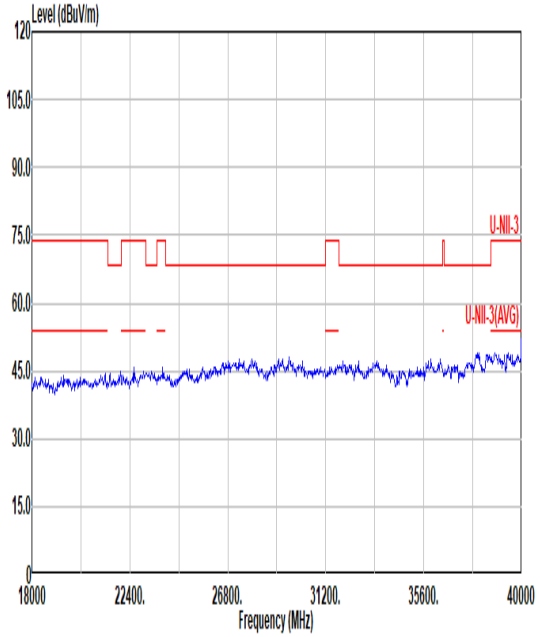

Mode	38	
	30-1G	
	U-NII-3_5.725-5.85_802.11ac VHT80_CH155_5775MHz	
ANT	1	
Pol.	Horizontal	Vertical
Peak	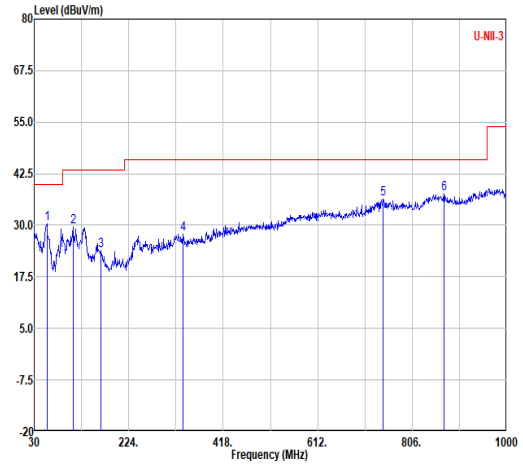	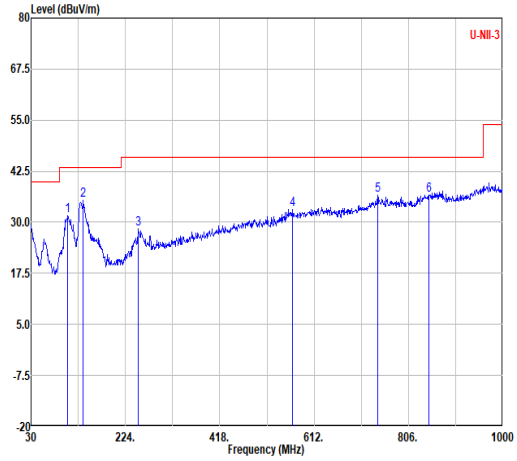

	Freq	Level	Limit Line	Over Limit	Read Level	Ant Factor	Cable Loss	Preamp Factor	APos	TPos	Remark
	MHz	dBuV/m	dBuV/m	dB	dBuV	dB/m	dB	dB	cm	deg	
1	56.19	30.48	40.00	-9.52	49.21	12.20	1.14	32.07	--	--	Peak
2	109.54	29.51	43.50	-13.99	42.95	17.02	1.60	32.06	--	--	Peak
3	166.77	23.90	43.50	-19.60	38.34	15.67	1.96	32.07	--	--	Peak
4	335.55	27.85	46.00	-18.15	37.31	19.82	2.79	32.07	--	--	Peak
5	746.83	36.50	46.00	-9.50	36.03	28.09	4.16	31.78	--	--	Peak
6	870.99	37.56	46.00	-8.44	35.29	29.25	4.48	31.46	--	--	Peak

	Freq	Level	Limit Line	Over Limit	Read Level	Ant Factor	Cable Loss	Preamp Factor	APos	TPos	Remark
	MHz	dBuV/m	dBuV/m	dB	dBuV	dB/m	dB	dB	cm	deg	
1	105.66	31.58	43.50	-11.92	45.48	16.59	1.57	32.06	--	--	Peak
2	137.67	35.29	43.50	-8.21	48.10	17.47	1.78	32.06	--	--	Peak
3	251.16	28.35	46.00	-17.65	39.17	18.59	2.43	31.84	--	--	Peak
4	568.35	33.24	46.00	-12.76	36.07	25.82	3.63	32.28	--	--	Peak
5	742.95	36.71	46.00	-9.29	36.33	28.07	4.15	31.84	--	--	Peak
6	848.68	36.63	46.00	-9.37	34.11	29.58	4.43	31.49	--	--	Peak

Mode	39
	Harmonic
	U-NII-2C_5.47-5.725_802.11a_CH144_5720MHz
ANT	1

Pol.	Horizontal	Vertical
Peak Avg	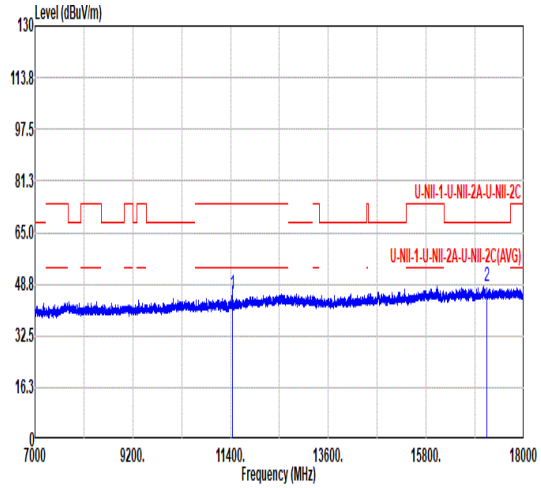	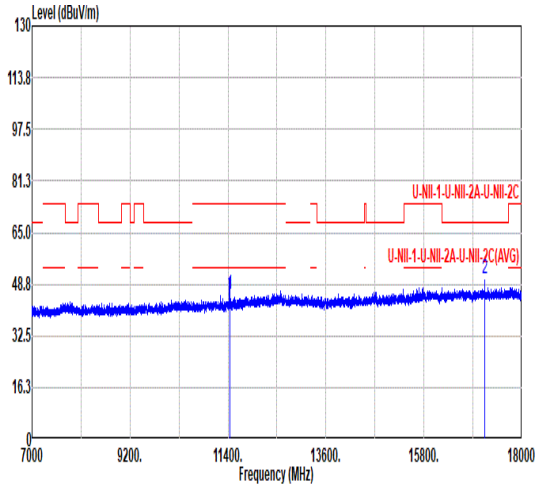

	Freq	Level	Limit Line	Over Limit	Read Level	Ant Factor	Cable Loss	Preamp Factor	Aux Factor	APos	TPos	Remark
	MHz	dBuV/m	dBuV/m	dB	dBuV	dB/m	dB	dB	dB	cm	deg	
1	11440.00	45.77	74.00	-28.23	57.96	38.08	16.32	66.59	0.00	---	---	PEAK
2	17160.00	47.99	68.20	-20.21	51.52	41.04	20.11	64.68	0.00	---	---	PEAK

	Freq	Level	Limit Line	Over Limit	Read Level	Ant Factor	Cable Loss	Preamp Factor	Aux Factor	APos	TPos	Remark
	MHz	dBuV/m	dBuV/m	dB	dBuV	dB/m	dB	dB	dB	cm	deg	
1	11440.00	45.64	74.00	-28.36	57.83	38.08	16.32	66.59	0.00	---	---	PEAK
2	17160.00	50.45	68.20	-17.75	53.98	41.04	20.11	64.68	0.00	---	---	PEAK

Mode	40	
	Harmonic	
	U-NII-2C_5.47-5.725_802.11n HT20_CH144_5720MHz	
ANT	1	
Pol.	Horizontal	Vertical
Peak Avg	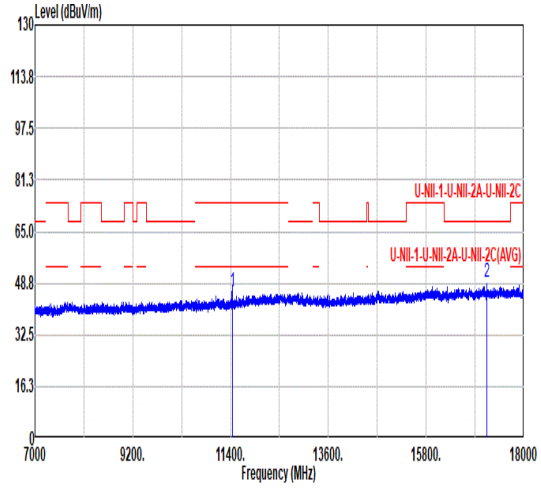	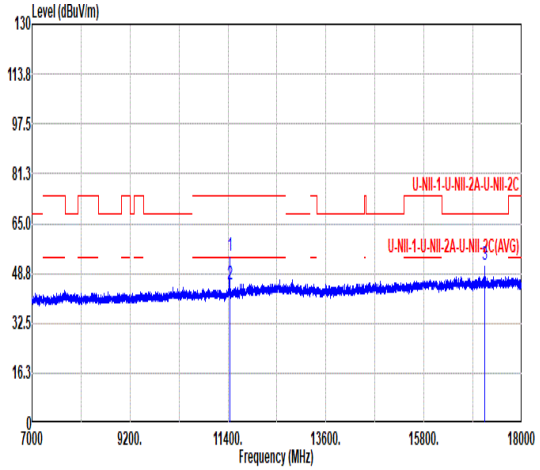

	Freq	Level	Limit Line	Over Limit	Read Level	Ant Factor	Cable Loss	Preamp Factor	Aux Factor	APos	TPos	Remark
	MHz	dBuV/m	dBuV/m	dB	dBuV	dB/m	dB	dB	dB	cm	deg	
1	11440.00	45.96	74.00	-28.04	58.15	38.08	16.32	66.59	0.00	---	---	PEAK
2	17160.00	49.25	68.20	-18.95	52.78	41.05	20.10	64.68	0.00	---	---	PEAK

	Freq	Level	Limit Line	Over Limit	Read Level	Ant Factor	Cable Loss	Preamp Factor	Aux Factor	APos	TPos	Remark
	MHz	dBuV/m	dBuV/m	dB	dBuV	dB/m	dB	dB	dB	cm	deg	
1	11440.00	54.43	74.00	-19.57	66.62	38.08	16.32	66.59	0.00	100	57	PEAK
2	11440.00	45.03	54.00	-8.97	57.22	38.08	16.32	66.59	0.00	100	57	AVERAGE
3	17160.00	51.29	68.20	-16.91	54.82	41.04	20.11	64.68	0.00	---	---	PEAK

Mode	41	
	Harmonic	
	U-NII-2C_5.47-5.725_802.11n HT40_CH142_5710MHz	
ANT	1	
Pol.	Horizontal	Vertical
Peak Avg	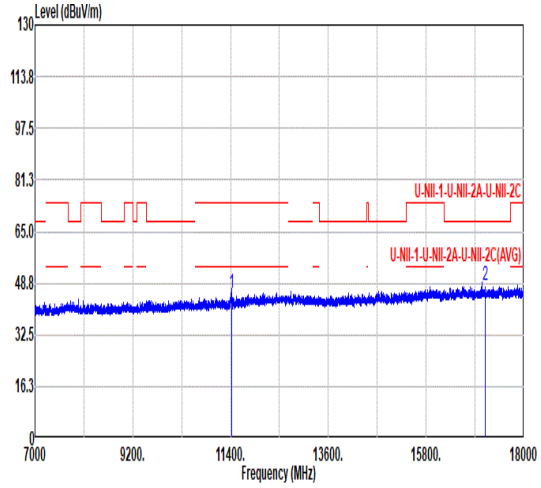	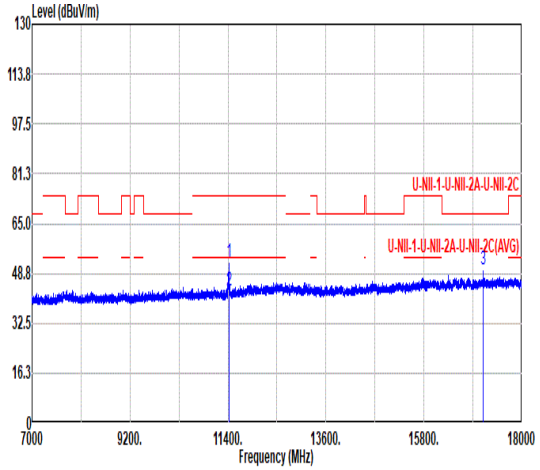

	Freq	Level	Limit Line	Over Limit	Read Level	Ant Factor	Cable Loss	Preamp Factor	Aux Factor	APos	TPos	Remark
	MHz	dBuV/m	dBuV/m	dB	dBuV	dB/m	dB	dB	dB	cm	deg	
1	11420.00	45.46	74.00	-28.54	57.70	38.04	16.31	66.59	0.00	---	---	PEAK
2	17130.00	48.11	68.20	-20.09	51.64	41.07	20.09	64.69	0.00	---	---	PEAK

	Freq	Level	Limit Line	Over Limit	Read Level	Ant Factor	Cable Loss	Preamp Factor	Aux Factor	APos	TPos	Remark
	MHz	dBuV/m	dBuV/m	dB	dBuV	dB/m	dB	dB	dB	cm	deg	
1	11420.00	52.44	74.00	-21.56	64.68	38.04	16.31	66.59	0.00	100	57	PEAK
2	11420.00	43.19	54.00	-10.81	55.43	38.04	16.31	66.59	0.00	100	57	AVERAGE
3	17130.00	50.13	68.20	-18.07	53.67	41.07	20.08	64.69	0.00	---	---	PEAK

Mode	42	
	Harmonic	
	U-NII-2C_5.47-5.725_802.11ac VHT80_CH138_5690MHz	
ANT	1	
Pol.	Horizontal	Vertical
Peak Avg	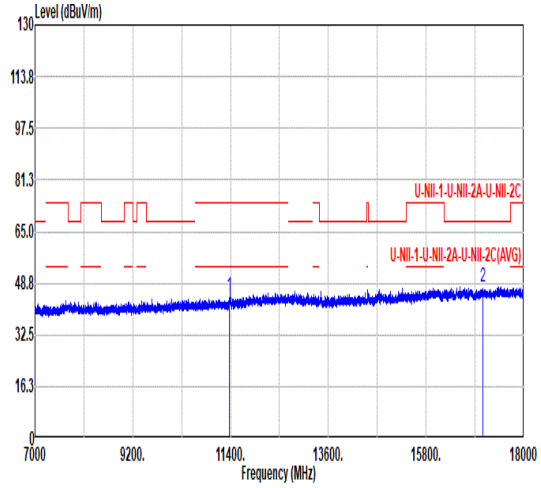	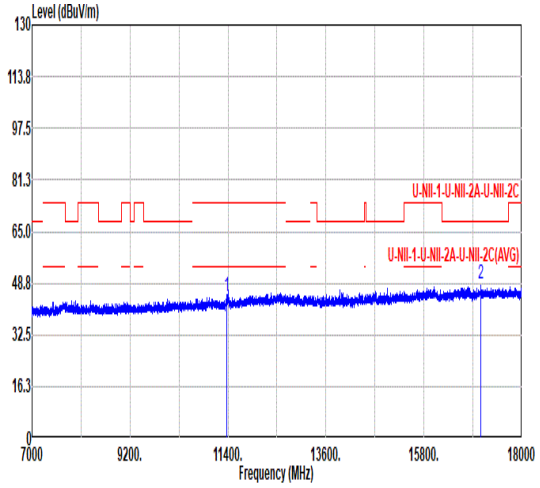

	Freq	Level	Limit Line	Over Limit	Read Level	Ant Factor	Cable Loss	Preamp Factor	Aux Factor	APos	TPos	Remark
	MHz	dBuV/m	dBuV/m	dB	dBuV	dB/m	dB	dB	dB	cm	deg	
1	11380.00	44.81	74.00	-29.19	57.13	37.98	16.29	66.59	0.00	---	---	PEAK
2	17070.00	47.58	68.20	-20.62	51.10	41.13	20.05	64.70	0.00	---	---	PEAK

	Freq	Level	Limit Line	Over Limit	Read Level	Ant Factor	Cable Loss	Preamp Factor	Aux Factor	APos	TPos	Remark
	MHz	dBuV/m	dBuV/m	dB	dBuV	dB/m	dB	dB	dB	cm	deg	
1	11380.00	44.63	74.00	-29.37	56.95	37.98	16.29	66.59	0.00	---	---	PEAK
2	17070.00	48.60	68.20	-19.60	52.12	41.14	20.04	64.70	0.00	---	---	PEAK

<Co-location>

Radiated Spurious Emission Test Modes

Mode	Band	Band (GHz)	Antenna	Modulation	Channel	Frequency	Data Rate	RU	Remark
Mode 25	U-NII-2C	5.47-5.725	1	802.11a	100	5500	6Mbps	-	-
	B13 BW=5M								

Summary of each worse mode

Mode	Modulation	Ch.	Freq. (MHz)	Level (dBuV/m)	Limit (dBuV/m)	Margin (dB)	Pol.	Peak Avg.	Result	Remark
25	802.11a	100	5459.44	46.61	54.00	-7.39	H	AVERAGE	Pass	Band Edge
25	802.11a	100	11000.00	41.45	54.00	-12.55	V	AVERAGE	Pass	Harmonic

Mode	25	
	Band Edge	
	U-NII-2C_5.47-5.725_802.11a_CH100_5500MHz	
ANT	1	
Pol.	Horizontal	Fundamental

Peak

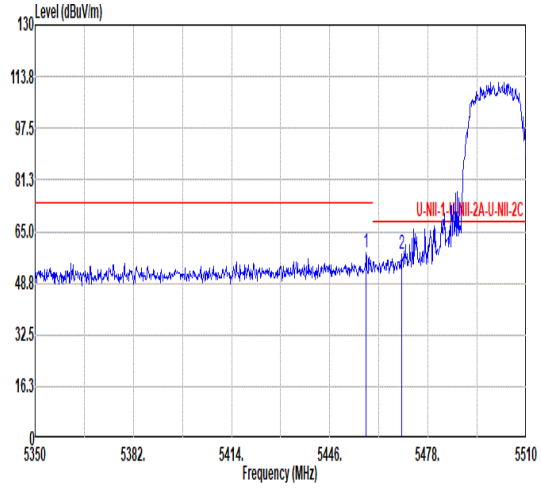

	Freq	Level	Limit Line	Over Limit	Read Level	Ant Factor	Cable Loss	Preamp Factor	Aux Factor	APos	TPos	Remark
	MHz	dBuV/m	dBuV/m	dB	dBuV	dB/m	dB	dB	dB	cm	deg	
1	5457.84	58.32	74.00	-15.68	45.25	34.78	10.02	31.73	0.00	147	0	PEAK
2	5469.52	58.10	68.20	-10.10	45.02	34.76	10.04	31.72	0.00	147	0	PEAK

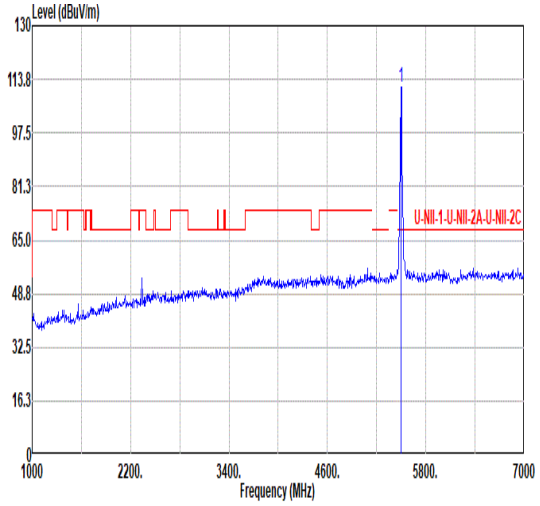

	Freq	Level	Limit Line	Over Limit	Read Level	Ant Factor	Cable Loss	Preamp Factor	Aux Factor	APos	TPos	Remark
	MHz	dBuV/m	dBuV/m	dB	dBuV	dB/m	dB	dB	dB	cm	deg	
1	5500.00	111.34	------	------	98.25	34.69	10.10	31.70	0.00	147	0	PEAK

Avg

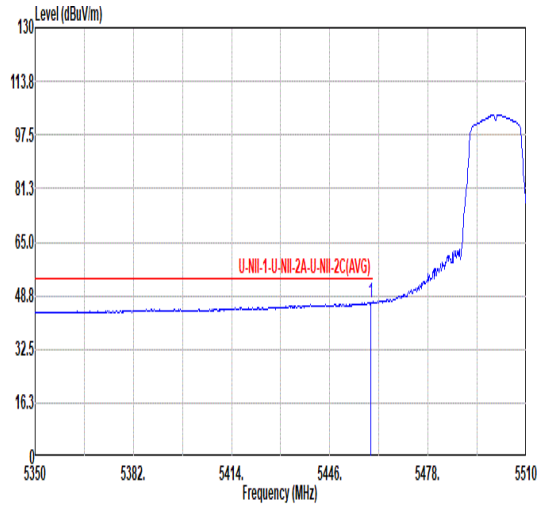

	Freq	Level	Limit Line	Over Limit	Read Level	Ant Factor	Cable Loss	Preamp Factor	Aux Factor	APos	TPos	Remark
	MHz	dBuV/m	dBuV/m	dB	dBuV	dB/m	dB	dB	dB	cm	deg	
1	5459.44	46.61	54.00	-7.39	33.53	34.78	10.03	31.73	0.00	147	0	AVERAGE

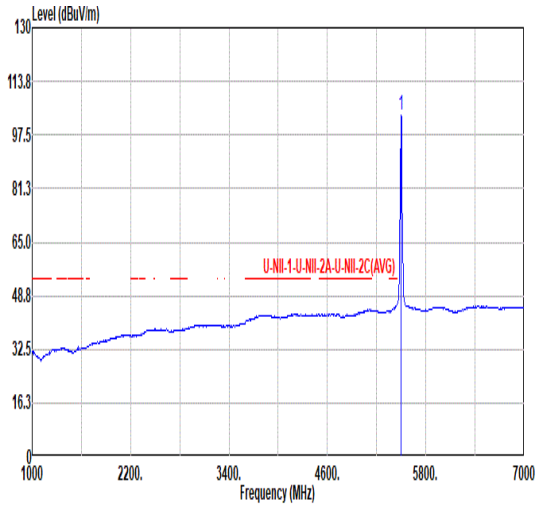

	Freq	Level	Limit Line	Over Limit	Read Level	Ant Factor	Cable Loss	Preamp Factor	Aux Factor	APos	TPos	Remark
	MHz	dBuV/m	dBuV/m	dB	dBuV	dB/m	dB	dB	dB	cm	deg	
1	5500.00	103.53	------	------	90.44	34.70	10.09	31.70	0.00	147	0	AVERAGE

Mode	25	
	Band Edge	
	U-NII-2C_5.47-5.725_802.11a_CH100_5500MHz	
ANT	1	
Pol.	Vertical	Fundamental

Peak

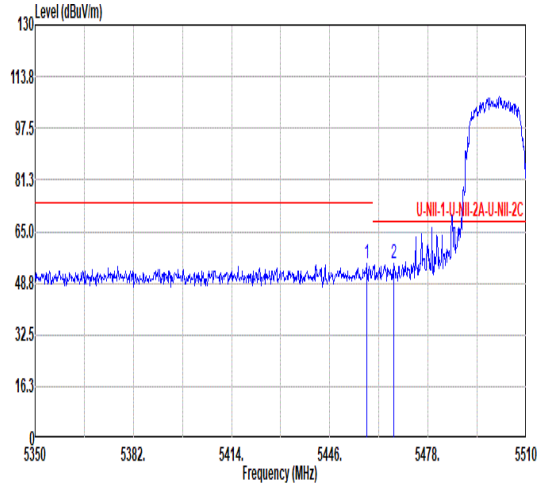

	Freq	Level	Limit Line	Over Limit	Read Level	Ant Factor	Cable Loss	Preamp Factor	Aux Factor	APos	TPos	Remark
	MHz	dBuV/m	dBuV/m	dB	dBuV	dB/m	dB	dB	dB	cm	deg	
1	5458.00	54.90	74.00	-19.10	41.83	34.78	10.02	31.73	0.00	206	360	PEAK
2	5466.80	55.18	68.20	-13.02	42.09	34.77	10.04	31.72	0.00	206	360	PEAK

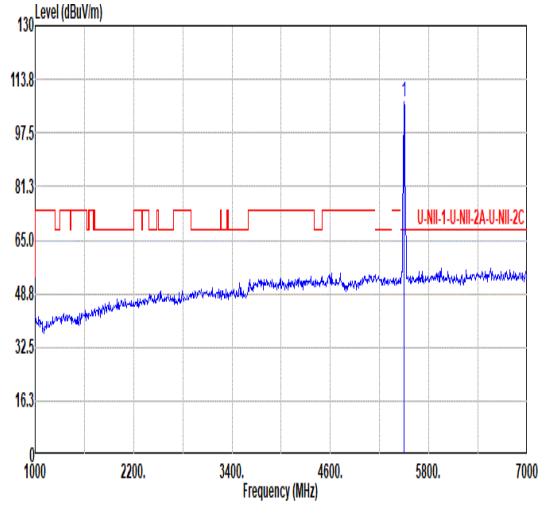

	Freq	Level	Limit Line	Over Limit	Read Level	Ant Factor	Cable Loss	Preamp Factor	Aux Factor	APos	TPos	Remark
	MHz	dBuV/m	dBuV/m	dB	dBuV	dB/m	dB	dB	dB	cm	deg	
1	5500.00	107.14	------	------	94.05	34.70	10.09	31.70	0.00	206	360	PEAK

Avg

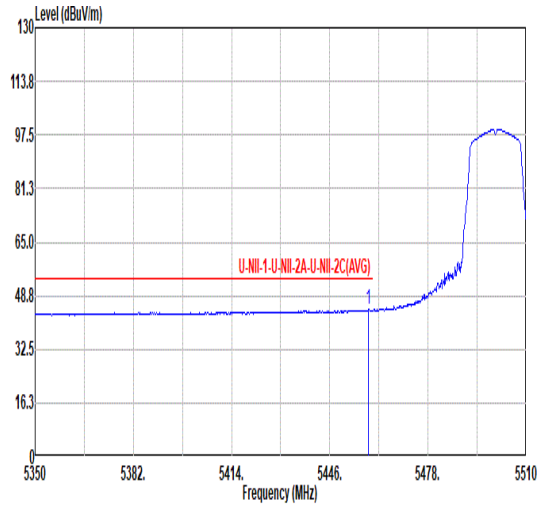

	Freq	Level	Limit Line	Over Limit	Read Level	Ant Factor	Cable Loss	Preamp Factor	Aux Factor	APos	TPos	Remark
	MHz	dBuV/m	dBuV/m	dB	dBuV	dB/m	dB	dB	dB	cm	deg	
1	5458.64	44.60	54.00	-9.40	31.53	34.78	10.02	31.73	0.00	206	360	AVERAGE

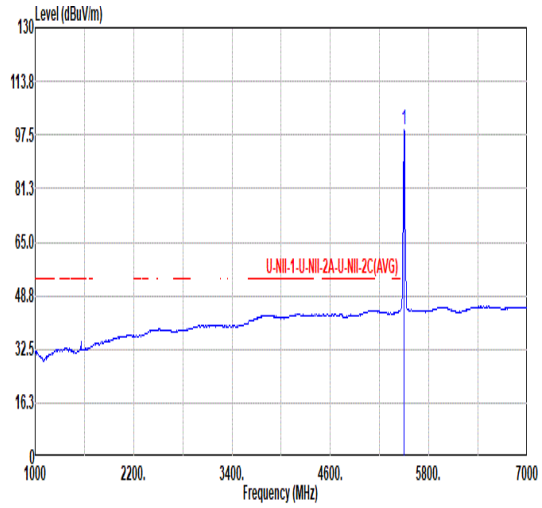

	Freq	Level	Limit Line	Over Limit	Read Level	Ant Factor	Cable Loss	Preamp Factor	Aux Factor	APos	TPos	Remark
	MHz	dBuV/m	dBuV/m	dB	dBuV	dB/m	dB	dB	dB	cm	deg	
1	5500.00	99.19	------	------	86.10	34.70	10.09	31.70	0.00	206	360	AVERAGE

Mode	25	
	Harmonic	
	U-NII-2C_5.47-5.725_802.11a_CH100_5500MHz	
ANT	1	
Pol.	Horizontal	Vertical
Peak Avg	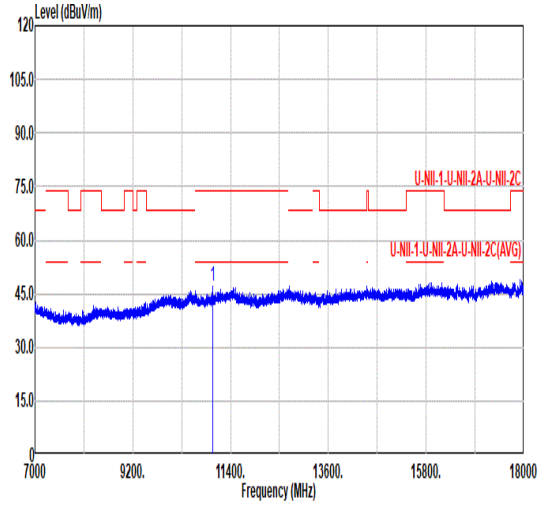	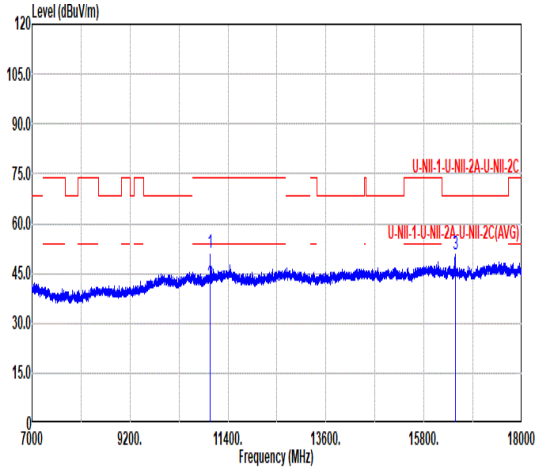

	Freq	Level	Limit Line	Over Limit	Read Level	Ant Factor	Cable Loss	Preamp Factor	Aux Factor	APos	TPos	Remark
	MHz	dBuV/m	dBuV/m	dB	dBuV	dB/m	dB	dB	dB	cm	deg	
1	11005.10	46.98	74.00	-27.02	59.10	38.00	14.57	64.69	0.00	---	---	Peak

	Freq	Level	Limit Line	Over Limit	Read Level	Ant Factor	Cable Loss	Preamp Factor	Aux Factor	APos	TPos	Remark
	MHz	dBuV/m	dBuV/m	dB	dBuV	dB/m	dB	dB	dB	cm	deg	
1	11000.00	51.35	74.00	-22.65	63.49	38.00	14.56	64.70	0.00	183	0	PEAK
2	11000.00	41.45	54.00	-12.55	53.59	38.00	14.56	64.70	0.00	183	0	AVERAGE
3	16500.70	50.63	68.20	-17.57	55.78	41.30	17.98	64.43	0.00	---	---	Peak

Appendix D. Duty Cycle Plots

Band	Duty Cycle(%)	T(ms)	1/T(kHz)	VBW Setting
802.11a	97.54	1.390	0.719	0.75KHz
802.11n HT20	97.38	1.300	0.769	0.82KHz
802.11n HT40	95.00	0.646	1.548	1.6KHz
802.11ac VHT80	90.22	0.323	3.096	3.3kHz

802.11a

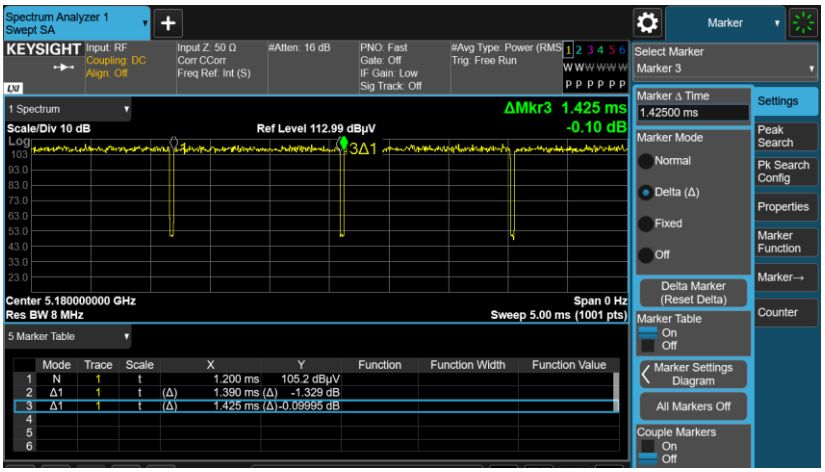

802.11n HT20

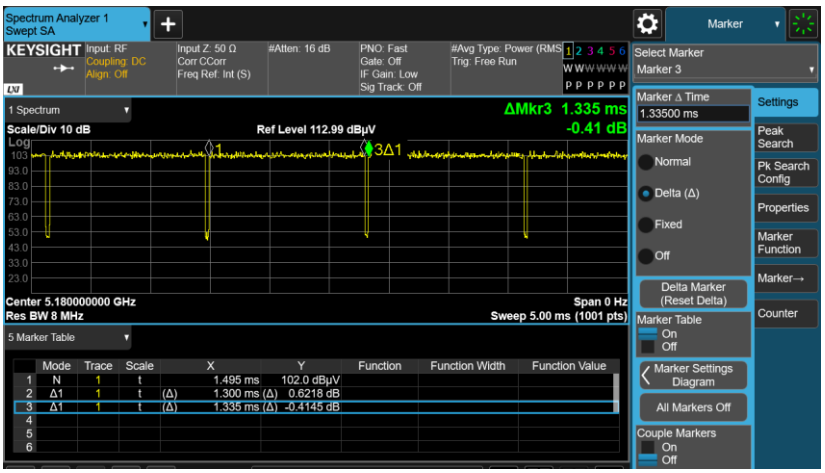

802.11n HT40

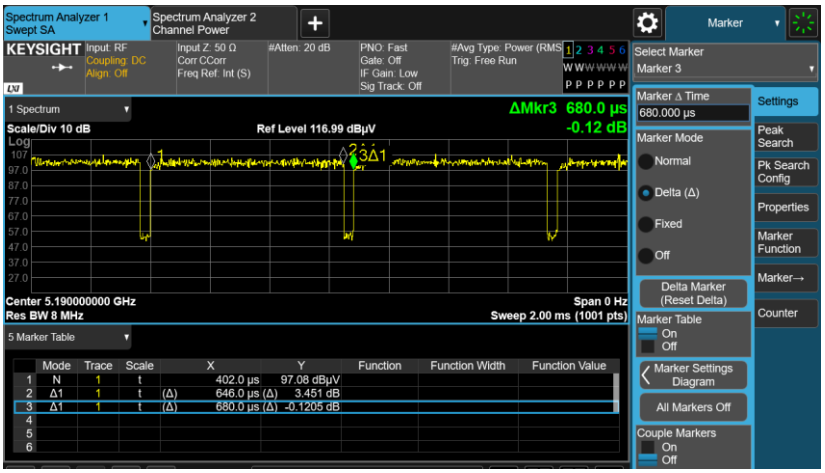
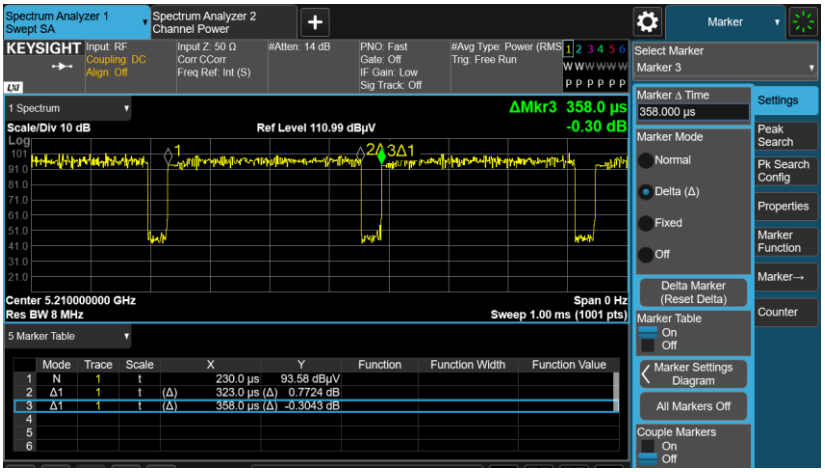
802.11ac VHT80