

4.1

ACCESSORIES:

QUICK GUIDE / USER MANUAL

SHEET - FRONT SIDE




QUICK GUIDE



USER MANUAL

<div data-bbox="882 416 1020 453" data-label="Text"><p>62 mm</p></div>						
<div data-bbox="855 510 1063 592" data-label="Text"><p>Thank you for purchasing this innovative LOGIC device. The specifications in this document are subject to change without prior notice.</p></div> <div data-bbox="855 611 1063 693" data-label="Text"><p>LOGIC and the LOGIC logo are registered trademarks of Swagtek, Inc. Other trademarks are the property of their respective owners.</p></div>	<div data-bbox="1113 510 1305 523" data-label="Text"><p>Install SIM card / memory card.</p></div> <div data-bbox="1106 559 1328 742" data-label="Image"></div>	<div data-bbox="1357 514 1576 540" data-label="Text"><p>Connect your Logic phone to the computer using the USB cable.</p></div> <div data-bbox="1377 573 1556 727" data-label="Image"></div>	<div data-bbox="1605 514 1830 797" data-label="Text"><p>FCC Statement This equipment has been tested and found to comply with the limits for a Class B digital device, pursuant to part 15 of the FCC Rules. These limits are designed to provide reasonable protection against harmful interference in a residential installation. This equipment generates, uses and can radiate radio frequency energy and, if not installed and used in accordance with the instructions, may cause harmful interference to radio communications. However, there is no guarantee that interference will not occur in a particular installation. If this equipment does cause harmful interference to radio or television reception, which can be determined by turning the equipment off and on, the user is encouraged to try to correct the interference by one or more of the following measures: •Reorient or relocate the receiving antenna. •Increase the separation between the equipment and receiver. •Connect the equipment into an outlet on a circuit different from that to which the receiver is connected. •Consult the dealer or an experienced radio/TV technician for help. Caution: Any changes or modifications to this device not explicitly approved by manufacturer could void your authority to operate this equipment. This device complies with part 15 of the FCC Rules. Operation is subject to the following two conditions: (1) This device may not cause harmful interference, and (2) this device must accept any interference received, including interference that may cause undesired operation.</p></div>	<div data-bbox="1856 514 2088 719" data-label="Text"><p>phone is on file with the FCC and can be found under the Display Grant section of http://www.fcc.gov/oet/fccid after searching on FCC ID: U5688B025. Additional information on Specific Absorption Rates (SAR) can be found on the Cellular Telecommunications Industry Association (CTIA) web-site at http://www.ctia.com. In the United States and Canada, the SAR limit for mobile phones used by the public is 1.6 watt/kg (W/kg) averaged over one gram of tissue. The standard incorporates a substantial margin of safety to give additional protection for the public and to account for any variations in measurements. Body-worn Operation This device was tested for typical body-worn operations. To comply with RF exposure requirements, a minimum separation distance of 10mm must be maintained between the user's body and the handset, including the antenna. Third-party belt-clips, holsters, and similar accessories used by this device should not contain any metallic components. Body-worn accessories that do not meet these requirements may not comply with RF exposure requirements and should be avoided. Use only the supplied or an approved antenna.</p></div>	<div data-bbox="2170 599 2286 803" data-label="Image"></div>	<div data-bbox="2375 683 2415 837" data-label="Text"><p>135 mm</p></div>
<div data-bbox="855 782 1060 795" data-label="Text"><p>Charge for 24 hours before using.</p></div> <div data-bbox="855 843 1060 997" data-label="Image"></div>	<div data-bbox="1113 784 1295 797" data-label="Text"><p>Get to know your Logic phone</p></div> <div data-bbox="1100 816 1324 1011" data-label="Image"></div>	<div data-bbox="1357 782 1576 809" data-label="Text"><p>Copy music files from your computer to your Logic phone.</p></div> <div data-bbox="1357 900 1562 1005" data-label="Image"></div>	<div data-bbox="1605 813 1830 1018" data-label="Text"><p>SAR Information Statement This Phone meets the government's requirements for exposure to radio waves. The guidelines are based on standards that were developed by independent scientific organizations through periodic and thorough evaluation of scientific studies. The standards include a substantial safety margin designed to assure the safety of all persons regardless of age or health. FCC RF Exposure Information and Statement the SAR limit of USA (FCC) is 1.6 W/kg averaged over one gram of tissue. Device types: Phone has also been tested against this SAR limit. This device was tested for typical body-worn operations with the back of the phone kept 10mm from the body. To maintain compliance with FCC RF exposure requirements, use accessories that maintain an 10mm separation distance between the user's body and the back of the phone. The use of belt clips, holsters and similar accessories should not contain metallic components in its assembly. The use of accessories that do not satisfy these requirements may not comply with FCC RF exposure requirements, and should be avoided SAR information on this</p></div>		<div data-bbox="2127 974 2332 986" data-label="Text"><p>QUICK GUIDE GUÍA RÁPIDA</p></div>	
<div data-bbox="941 1070 968 1096" data-label="Text"><p>6</p></div>	<div data-bbox="1202 1070 1229 1096" data-label="Text"><p>5</p></div>	<div data-bbox="1453 1070 1480 1096" data-label="Text"><p>4</p></div>	<div data-bbox="1718 1070 1744 1096" data-label="Text"><p>3</p></div>	<div data-bbox="1962 1070 1985 1096" data-label="Text"><p>2</p></div>	<div data-bbox="2220 1070 2246 1096" data-label="Text"><p>1</p></div>	


SHEET - BACK SIDE



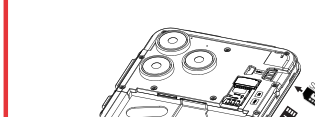
Gracias por haber adquirido este innovador producto de LOGIC. Las especificaciones en este manual están sujetas a cambios sin previo aviso.

LOGIC y el logotipo de LOGIC son marcas registradas de Swagtek, Inc. El resto de las marcas comerciales son propiedad de sus respectivos dueños.

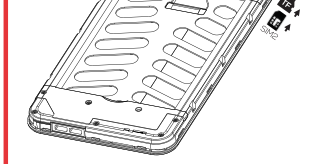
Cargue por 24 horas antes de usar.



Instalar tarjeta SIM / tarjeta de memoria.




Conozca su teléfono Logic.




ENTRADA DE AUDIO 3.5MM PUESTO TYPE-C
CAMARA
PANTALLA TACTIL DES/5.5" VOLUMEN +/-
ENCEND./ BLOQUEAR

Conecte su teléfono Logic a una computadora utilizando el cable USB.



Transfiera sus archivos de música desde su computadora a su teléfono Logic.



LOGIC
w68es s99se

**Warranty Certificate
Terms and Conditions**

LOGIC warrants that their Products will be free from defects in material and workmanship. The warranty period is one (1) year for the products and three (3) months for the accessories which are part of the original package, including the battery. The warranty period begins the date of purchase by the End-User who shall present an invoice or a purchase receipt when requiring warranty service otherwise the warranty period will begin from the date of manufacture of the product. LOGIC will repair a product without cost to the customer if it presents a manufacturing defect or defect in workmanship during the warranty period and if the defect occurred under normal conditions of use in accordance with the instructions and specifications stated in the user's manual.

For additional information about the terms and conditions of LOGIC's Limited Warranty or to claim warranty service information, please visit the support section at: logicmobility.com

**Certificado de Garantía
Términos y Condiciones**

LOGIC garantiza que sus productos estarán libres de defectos de materia prima y ensamblaje. El periodo de garantía es de un (1) año para los productos y de tres (3) meses para los accesorios que forman parte del paquete original incluyendo la batería. El usuario final deberá presentar una factura o un recibo de compra cuando exija el servicio de garantía, de lo contrario el periodo de garantía comenzará a partir de la fecha de fabricación del producto. LOGIC reparará un producto, sin costo para el cliente si presenta un defecto de fabricación o un defecto de ensamblaje durante el periodo de garantía y si el defecto se produjo en condiciones normales de uso de acuerdo con las instrucciones y especificaciones indicadas en el manual del usuario.

Para más detalles de la Garantía Limitada de LOGIC y para obtener información del servicio de garantía por favor visite la sección de soporte en nuestro sitio web: logicmobility.com.

QUICK GUIDE | GUÍA RÁPIDA

logicmobility.com
Made in China 100%
Copyright Swagtek, Inc. 2025

