


## *Test Set-Up Photos*

### 1. Radiated Electromagnetic Emission Test




*FRONT VIEW OF RADIATED EMISSION TEST  
(PCB ANTENNA BELOW 1GHz)*




*BACK VIEW OF RADIATED EMISSION TEST  
(PCB ANTENNA ABOVE 1GHz)*




*FRONT VIEW OF RADIATED EMISSION TEST  
(SMA ANTENNA BELOW 1GHz)*



*BACK VIEW OF RADIATED EMISSION TEST  
(SMA ANTENNA ABOVE 1GHz)*



*ZOOM IN VIEW OF RADIATED EMISSION TEST  
(PCB ANTENNA)*



*ZOOM IN VIEW OF RADIATED EMISSION TEST  
(SMA ANTENNA)*



## 2. RF Test

