


## INTERTEK TESTING SERVICES

---

### 3.4 Line Conducted Configuration Photograph (cont)

#### Worst Case Line-Conducted Configuration

#### Rear View




## INTERTEK TESTING SERVICES

---

### 3.4 Line Conducted Configuration Photograph (cont)

#### Worst Case Line-Conducted Configuration

#### Side View






## INTERTEK TESTING SERVICES

---

### 3.4 Line Conducted Configuration Photograph

#### Worst Case Line-Conducted Configuration

#### Front View



## INTERTEK TESTING SERVICES


---

### 3.2 Radiated Emission Configuration Photograph

Worst Case Radiated Emission

Front View

49.890 MHz





## INTERTEK TESTING SERVICES

---

### 3.2 Radiated Emission Configuration Photograph (cont)

Worst Case Radiated Emission

Rear View

49.890 MHz

