



# Test Setup Photos Part 15.231 and 15.247

DUT Vehicle Orientation




LPA (200-1000MHz) Setup Overview



DRWG Horn (1-18GHz) Setup Overview



DRWG Horn (18-26GHz) Setup Overview



Conducted Setup

