

## Federal Communications Commission (FCC) Statement

### RADIO FREQUENCY INTERFERENCE STATEMENT

This equipment has been tested and found to comply with the limits for a Class B digital device, pursuant to Part 15 of the FCC rules. These limits are designed to provide reasonable protection against harmful interference in a residential installation. This equipment generates, uses and can radiate radio frequency energy and it not installed and used in accordance with the instructions, may cause harmful interference to radio communications. However, there is no guarantee that interference will not occur in a particular installation. If this equipment does cause harmful interference to radio or television reception, which can be determined by turning the equipment off and on, the user is encouraged to try to correct the interference by one or more of the following measures:

- Reorient the receiving antenna.
- Increase the separation between the equipment and receiver.
- Connect the equipment into an outlet on a circuit different from that to which the receiver is connected.
- Consult the dealer or an experienced radio/TV technician for help.

Any special accessories needed for compliance must be specified in the instruction manual.

Warning: A shielded-type power cord is required in order to meet FCC emission limits and also to prevent interference to the nearby radio and television reception. It is essential that only the supplied power cord be used.

Use only shielded cables to connect I/O devices to this equipment.

You are cautioned that changes or modifications not expressly approved by the party responsible for compliance could void your authority to operate the equipment.



open the start menu with  
windows logo key



mouse application logo key  
context menu on screen

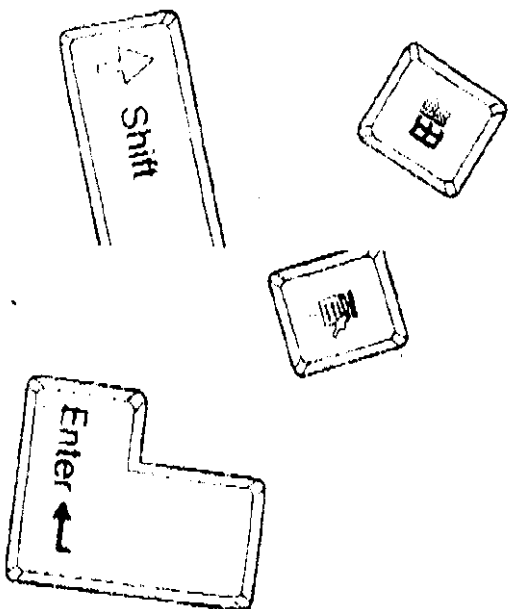
## FCC Instruction Manual

NOTE: This equipment has been tested and found to comply with the limits for a Class B digital device, pursuant to Part 15 of the FCC Rules. These limits are designed to provide reasonable protection against harmful interference in a residential installation. This equipment generates, uses and can radiate radio frequency energy and if not installed and used in accordance with the instructions, may cause harmful interference to radio communications; however, there is no guarantee that interference will not occur in a particular installation.

If this equipment does cause harmful interference to radio or television reception, which can be determined by turning the equipment off and on, the user is encouraged to try to correct the interference by one or more of the following measures:

- Reorient or relocate the receiving antenna
- Increase the separation between the equipment and receiver
- Connect the equipment into an outlet on a circuit different from that to which the receiver is connected
- Consult the dealer or an experienced radio/TV technician for help

# KEYBOARD USER MANUAL (WINDOWS 95)



THIS INTELLIGENT AND DETACHABLE KEYBOARD WITH 104 KEYS SPECIALLY FOR WINDOWS 95. THE MOST UPDATE SOFTWARE DEVELOPED BY MICROSOFT CORPORATION. IT CAN IMPROVE THE EFFICIENCY IN OPERATION AND SATISFY THE LATEST COMPUTER REQUIREMENTS

## SPECIFICATIONS:

- **Keyboard Layout**  
104 keys
- **Power Requirement**  
+5VDC, @200mA NOMINAL
- **Mechanical Specifications**  
Operating force:  $50 \pm 15\text{cN}$   
Pretravel:  $2.2 \pm 0.6\text{mm}$   
Tactile force:  $60 \pm 15\text{cN}$   
Total travel:  $4 \pm 0.5\text{mm}$
- **Electrical Characteristics**  
Initial contact resistance:  $200\text{M}\Omega$   
Insulation resistance:  $100\text{M}\Omega$   
Bounce time: 5 ms max
- **Environmental Data for Use**  
Temperature for operation:  $-10^\circ\text{C} \sim 70^\circ\text{C}$   
Humidity for operation:  $5\% \sim 95\%$   
Temperature for storage:  $-40^\circ\text{C} \sim 70^\circ\text{C}$
- **Install Keyboard Palm Rest Pad**

Fig : Keyboard Feature

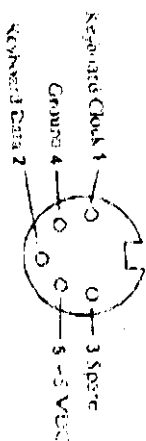


Palm Rest Pad Installation



Adjust the palm rest pad by adjusting the hooks to their position. The holes at the bottom of the keyboard and pressing firmly.

Fig : Keyboard Connector



THIS KEYBOARD WITH 104 KEYS IS SPECIALLY DEVELOPED BY MICROSOFT CORPORATION. IT CAN IMPROVE THE EFFICIENCY IN OPERATION AND SATISFY THE LATEST COMPUTER REQUIREMENTS.

## SPECIFICATIONS:

- **Keyboard Layout**  
104 keys
- **Power Requirement**  
+5 VDC.@200 mA NOMINAL
- **Mechanical Specifications**  
Operating force: $50 \pm 15$  cN      Tactile force: $60 \pm 15$  cN  
Pretravel: $2.2 \pm 0.6$  mm      Total-travel: $4 \pm 0.5$  mm
- **Electrical Characteristics**  
Initial contact resistance: $200 \text{ M}\Omega$   
Insulation resistance: $100 \text{ M}\Omega$   
Bounce time: $5 \text{ ms max.}$
- **Environmental Data for Use**  
Temperature for operation: $-10^\circ\text{C} \sim 70^\circ\text{C}$   
Humidity for operation: $5\% \sim 95\%$   
Temperature for storage: $-40^\circ\text{C} \sim 70^\circ\text{C}$

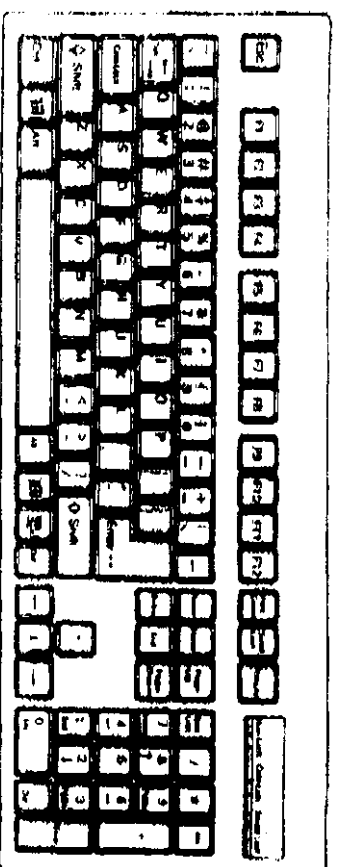


Figure : Keyboard

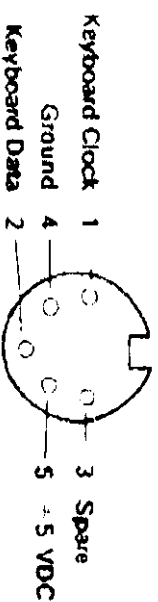


Figure: Keyboard Connector

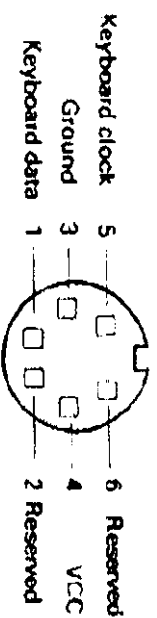


Figure: PS/2 Keyboard Connector

### FCC Instruction Manual Statement

This equipment generates and uses radio frequency energy and if not installed and used properly, that is, in strict accordance with the manufacturer's instructions, may cause interference to radio and television reception. It has been type tested and found to comply with the limits for a Class B computing device in accordance with the specifications in Supplement of Part 15 of FCC rules, which are designed to provide reasonable protection against such interference in a residential installation. However, there is no guarantee that interference will not occur in a particular installation. If this equipment does cause interference to radio or television reception, which can be determined by turning the equipment off and on, the user is encouraged to try to correct the interference by one or more of the following measures:

- Reorient the receiving antenna.
- Relocate the computer with respect to the receiver.
- Move the computer away from the receiver.
- Plug the computer into a different outlet so that computer and receiver are on different branch circuits.

If necessary, the user should consult the dealer or an experienced radio/television technician for additional suggestions. The user may find the booklet, *How to Identify and Resolve Radio-TV Interference Problems*, prepared by the Federal Communications Commission helpful.

This booklet is available from the U. S. Government Printing Office, Washington, DC 20402, Stock No. 004-000-00345-4.

#### Note:

This keyboard is for IBM PC/XT, IBM PC/AT and compatible systems. IBM PC, IBM PCXT, and IBM PC/AT are registered trademarks of International Business Machines Corporation.

## KEY BOARD USER'S MANUAL (WINDOWS' 95)

