



SETUP PHOTOGRAPHS

This document contains 7 photographs


Photograph No.1
Peak output power measurement setup



Photograph No.2
Setup for spurious emission field strength measurements in the anechoic chamber below 30 MHz



Photograph No.3
Setup for spurious emission field strength measurements in the anechoic chamber
in 1 - 18 GHz range



Photograph No.4
Setup for spurious emission field strength measurements at the OATS
in 18 – 40 GHz range



Photograph No.5
Setup for spurious emission field strength measurements at the OATS above 40 GHz range



Photograph No.6
Frequency stability measurements test setup



Photograph No.7
OBW measurement setup

