


5. PHOTOGRAPHS

5.1. Photos of Powerline Conducted Measurement




FRONT VIEW OF CONDUCTED TEST




BACK VIEW OF CONDUCTED TEST

5.2. Photos of Radiated Measurement at Open Field Test Site

5.2.1. 30MHz to 1GHz frequency measurement :




FRONT VIEW OF RADIATED TEST




BACK VIEW OF RADIATED TEST

Test Mode : 94KHz/1600*1200, 75Hz




SETUP WITH MAXIMUM DETECTED EMISSION AT HORIZONTAL POLARIZATION



SETUP WITH MAXIMUM DETECTED EMISSION AT VERTICAL POLARIZATION

5.2.2. 1GHz to 2GHz frequency measurement :



FRONT VIEW OF RADIATED TEST



BACK VIEW OF RADIATED TEST