



Back View of the EUT with Cover Removed



Top View of the Cell Phone Module and Antenna PCB



Bottom View of the Cell Phone Module and Antenna PCB




View with the Front Cover Removed






Top Side of the Main PCB





Bottom Side of the Display PCB with Covers in Place




Top View of the Keypad/Display Unit






Front View of the Display PCB with Display Lifted



View of the Front Side of the Display PCB with Plastic Cover Removed



View of the Back Side of the Display PCB with Plastic Cover Removed

