
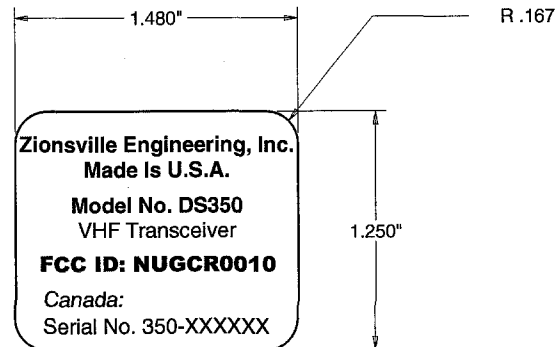



LOCATION OF LABEL



NOTES: (UNLESS OTHERWISE SPECIFIED)
1. BLACK LETTERING ON SILVER BACKGROUND

REVISIONS			
REV	BY	DESCRIPTION	DATE



DO NOT SCALE DRAWING TOLERANCES UNLESS OTHERWISE SPECIFIED DIMENSIONS ARE IN INCHES (mm)		MATERIAL	CUSTOMER		 ZIONSVILLE ENGINEERING 10706 De ANDRA DRIVE, ZIONSVILLE, INDIANA 46077			
DECIMALS	METRIC	FINISH	SIGNATURES	DATE	FCC LABEL			
ONE PLACE ± .020 TWO PLACES ± .010 THREE PLACES ± .005 ANGLES ± 5°	ONE PLACE ± 0.5mm TWO PLACES ± 0.2mm THREE PLACES ± 0.1mm ANGLES ± 5°		DRN J. WRIGLEY	09/24/99				
			ENG					
THE INFORMATION CONTAINED HEREIN IS THE PROPRIETARY DATA OF ZIONSVILLE ENGINEERING AND IS NOT FOR THE DISSEMINATION OR DISCLOSURE IN WHOLE OR IN PART FOR ANY PURPOSE OTHER THAN FOR WHICH IS IS SUBMITTED, EXCEPT AS AUTHORIZED IN WRITING BY ZIONSVILLE ENGINEERING.		HEAT TREAT	APPR		SIZE A	PROJECT NUMBER	DRAWING NO. 121-1161	REV A
		CADD GENERATED DRAWING	THIRD ANGLE PROJECTION		SCALE 1 = 1	NO MANUAL REVISIONS		SHEET 1 OF 1
			