

806-960MHz Directional Panel Antenna



General Specifications:

Directional panel antenna

Radome Material:

UL 94-V0 plastic

Polarization:

Linear, Vertical/Horizontal

Nominal Impedance:

50Ω

Specifications:

Frequency Range	Gain	Front-to-Back Ratio	3dB Horizontal Beam Width	3dB Vertical Beam Width	VSWR	Maximum Output Power	Connector
806-960MHz	6.0dBi	>19dB	70°	60°	<1.5:1	20 Watts	SMA

**Note: The WJA0001 is a MaxRad MP8066XFPTM Panel antenna with an additional WJ Equalizer Network added. This Equalizer Network consists of a 2.1dB attenuation permanently fixed to the input of the antenna thereby toning the overall linear gain of the antenna to 6.0dBi*

800/900 MHz Directional Panel Antenna Series

The XtremeWave™ directional panel antennas are designed to cover 800/900 MHz frequencies with a VSWR of less than 1.5:1, obtaining maximum gain with an attractive, low-profile package. All models provide efficient and stable performance across the band and can be mounted indoors or outdoors.

General Specifications:
Directional panel antennas

Radome Material:
UL 94-V0 plastic

Polarization:
Linear, vertical/horizontal (all models but MP9026CPLXFPT and MP9026CPRXFPT)
Left hand circular (MP9026CPLXFPT only)
Right hand circular (MP9026CPRXFPT only)

Nominal Impedance:
50 Ohms

Mounting Method:

Model/Mount	MPAB7	MPAB8	MPAB11	MPAB12
All models	optional	optional	optional	optional
Mount Description	Heavy duty outdoor adjustable mount with +/-35° uptilt/downtilt. Same as MPAB8 but bracket is longer.	Heavy duty outdoor adjustable mount with 17° uptilt/downtilt.	Short adjustable indoor mount.	Long adjustable indoor wall corner mount.

Features and Benefits:

- Highly efficient antenna element provides high performance in an attractive, compact housing.
- UL94-V0 plastic and PC board. Provides UL's highest flame retardant rating allowing maximum placement flexibility. Meets the most stringent building fire rating codes.
- Attractive, low profile housing. Blends well with indoor and outdoor environments where aesthetic considerations are important.
- Corner exit, high performance RG-58/U pigtail design. Permits the linear polarized panel to be mounted in vertical or horizontal polarity with a wide variety of connectors.
- Optional UL 910 rated Plenum cable. Allows the cable to be installed in the strictest indoor mounting locations, including air ducts.
- Optional adjustable mounting brackets for indoor and outdoor mounting. Provide maximum flexibility for indoor or outdoor installations.



The XtremeWave™ directional panels feature a UV resistant, UL94-V0 plastic housing that meets UL's highest flame retardant rating for maximum placement flexibility. These panels meet stringent building fire rating codes for in-building installations, and can also be safely installed outdoors.

Product shown with optional MPAB12 long adjustable indoor wall corner mount (above) and optional MPAB8 heavy duty adjustable outdoor mast mount.



Specifications

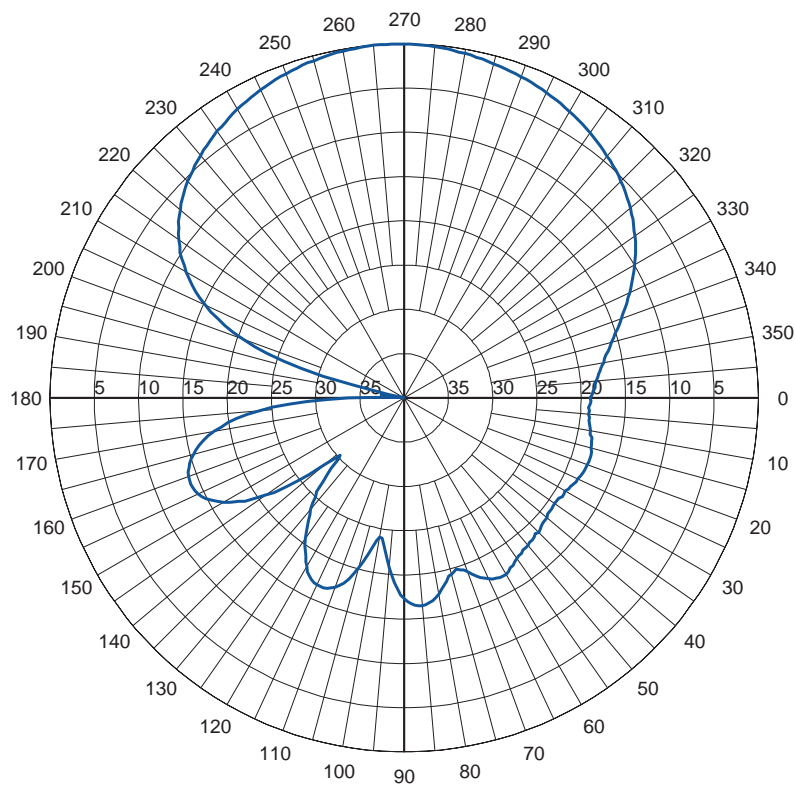
Electrical Specifications

Model #	Frequency Range	Gain	Front-to-Back Ratio	3 dB Horizontal Beamwidth	3 dB Vertical Beamwidth	VSWR	Maximum Power Input	Connector Options
MP8066XFPT	806-960 MHz	8.1 dBi	> 17 dB	70°	60°	< 1.5:1	20 Watts	N female (part #NF) standard. Other options are available.
MP8906XFPT	890-960 MHz	8.6 dBi	> 17 dB	70°	60°	< 1.5:1	20 Watts	
MP9027XFPT	902-928 MHz	9.1 dBi	> 17 dB	65°	65°	< 1.5:1	20 Watts	
MP9026CPLXFPT	902-928 MHz	8.5 dBic	> 20 dB	65°	65°	< 1.5:1	20 Watts	
MP9026CPRXFPT	902-928 MHz	8.5 dBic	> 20 dB	65°	65°	< 1.5:1	20 Watts	

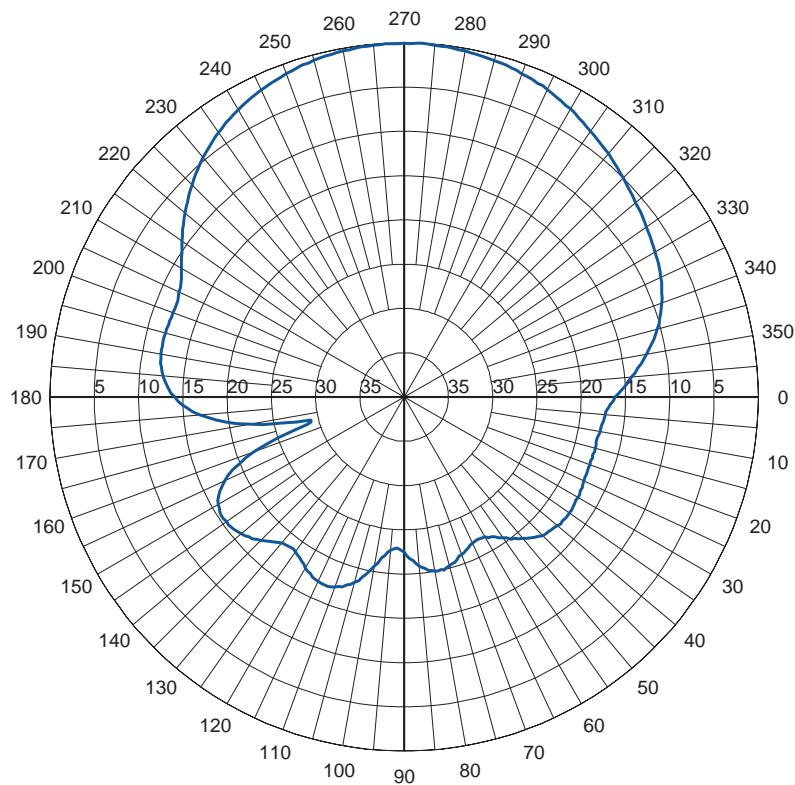
Mechanical Specifications

Model #	Wind Loading (Frontal) @100 mph Wind	Temperature Range	Dimensions	Weight	High Performance Cable
MP8066XFPT	27.9 lbs.	-40°C to +70°C	8.8" x 8.1" x 1.6" (22.4 x 20.6 x 4.06 cm)	1.2 lbs (0.54 kg)	12" (30.5 cm) RG58/U*
MP8906XFPT	27.9 lbs.	-40°C to +70°C	8.8" x 8.1" x 1.6" (22.4 x 20.6 x 4.06 cm)	1.2 lbs (0.54 kg)	12" (30.5 cm) RG58/U*
MP9027XFPT	27.9 lbs.	-40°C to +70°C	8.8" x 8.1" x 1.6" (22.4 x 20.6 x 4.06 cm)	1.2 lbs (0.54 kg)	12" (30.5 cm) RG58/U*
MP9026CPLXFPT	27.9 lbs.	-40°C to +70°C	8.8" x 8.1" x 1.6" (22.4 x 20.6 x 4.06 cm)	1.2 lbs (0.54 kg)	12" (30.5 cm) RG58/U*
MP9026CPRXFPT	27.9 lbs.	-40°C to +70°C	8.8" x 8.1" x 1.6" (22.4 x 20.6 x 4.06 cm)	1.2 lbs (0.54 kg)	12" (30.5 cm) RG58/U*

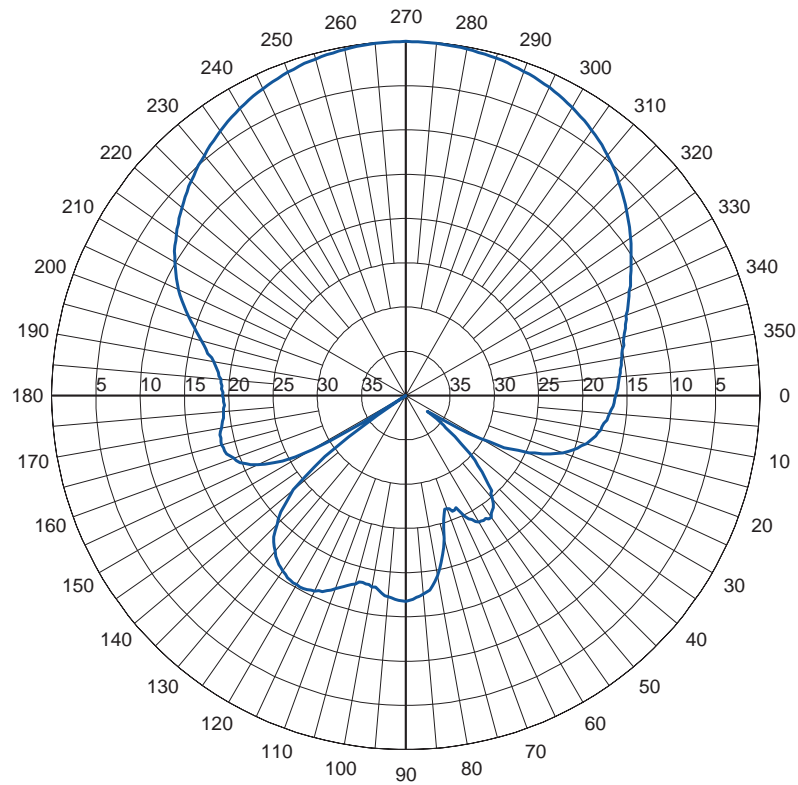
* UL910 rated cable optional.



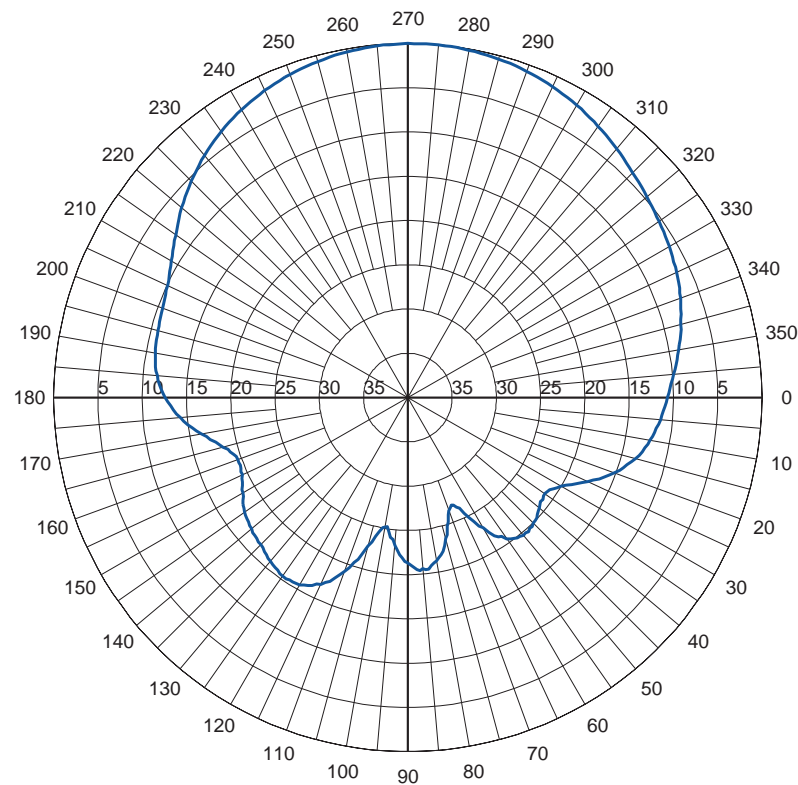
MP8066XFPT Elevation Cut



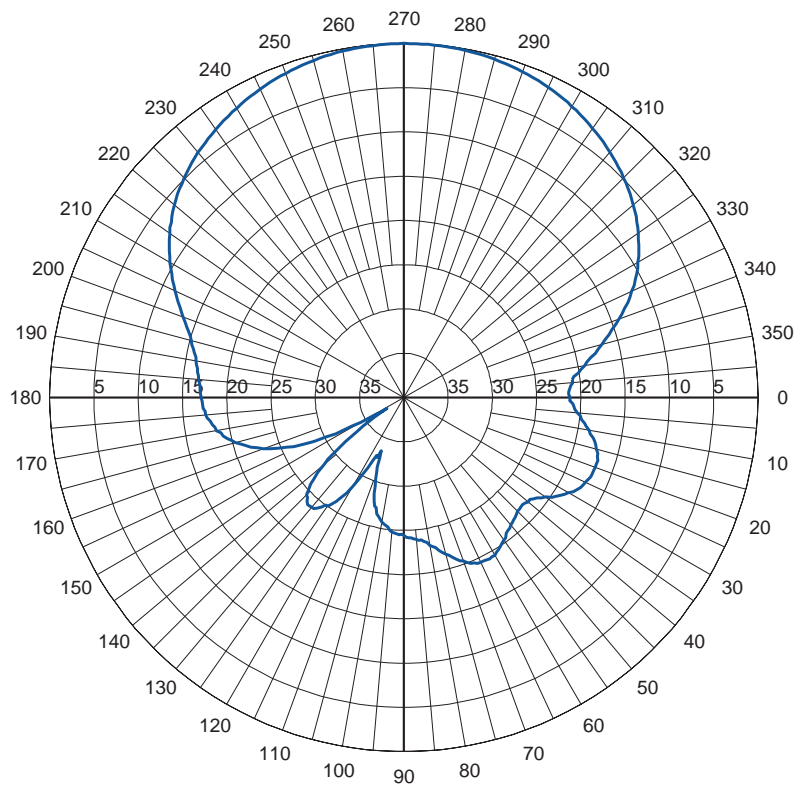
MP8066XFPT Azimuth Cut



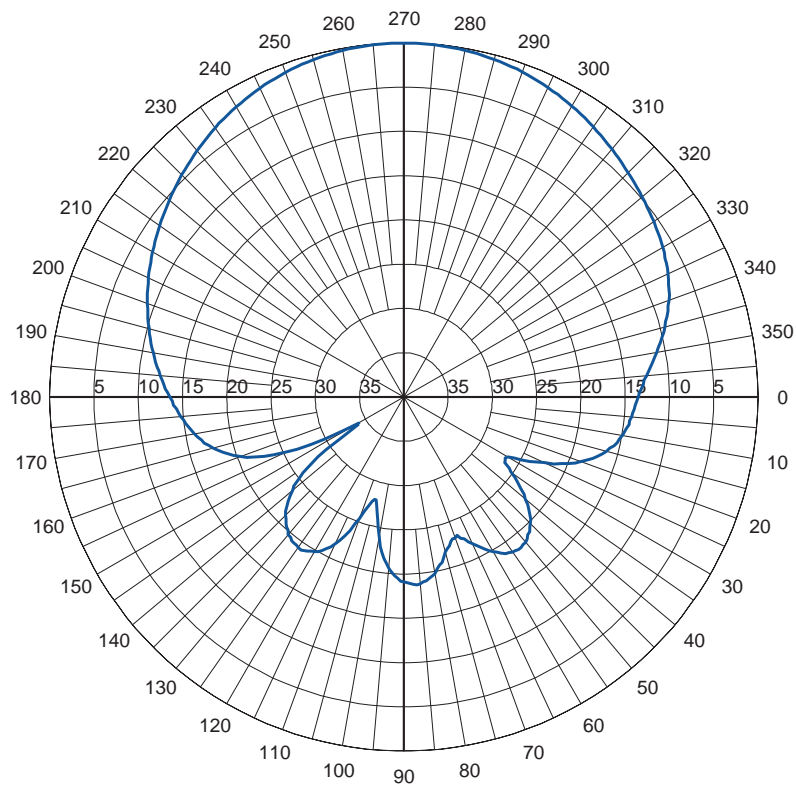
MP8906XFPT Elevation Cut



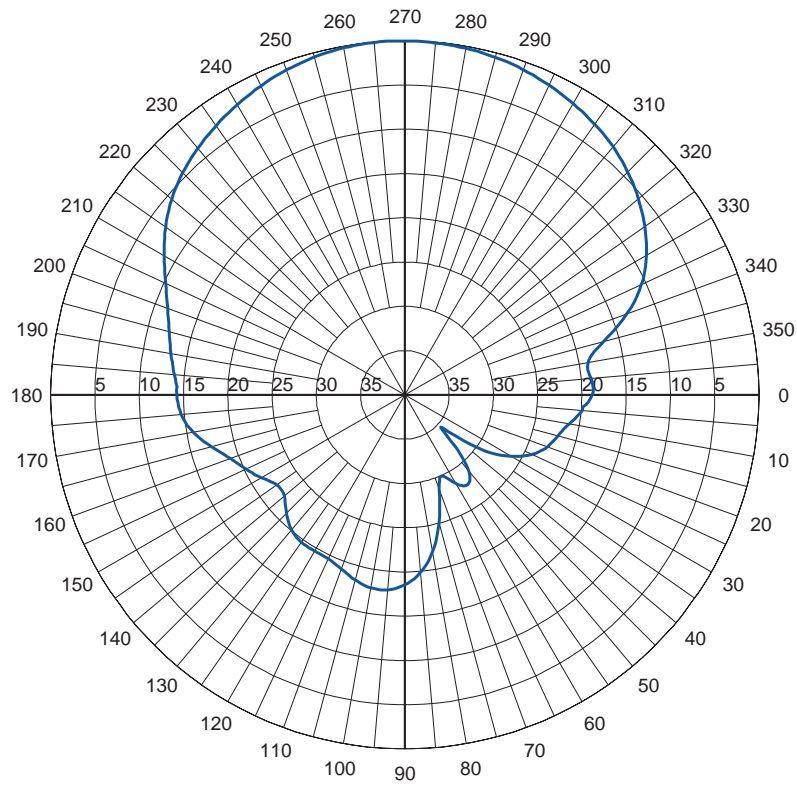
MP8906XFPT Azimuth Cut



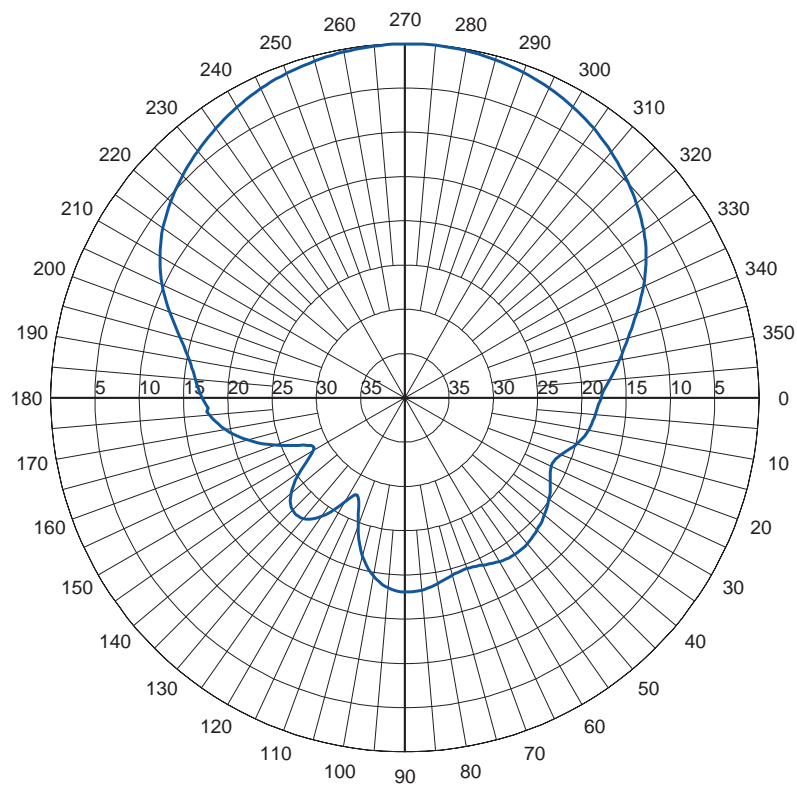
MP9027XFPT Elevation Cut



MP9027XFPT Azimuth Cut



MP9026CPLXFPT Elevation Cut



MP9026CPLXFPT Azimuth Cut