

Appendix B: Photographs




Figure B1. Top view of the DUT




Figure B2. Front view of the DUT




Figure B3. Back view of the DUT



Figure B4. Radiated emission Setup – Low Range 30 to 1000 MHz




Figure B5: Radiated emission Setup – High Range 1 to 18 GHz