



FCCID:NLDAP-9FEA

# Emjoi® Security Forever

The non-invasive alternative to electrolysis



## These helpful tips will assure extra-effective epilation . . .

- The shorter the hair, the better the results. Preferably, hair should be no longer than 2-3 mm. (1/10 in.) Some hair should, therefore, be trimmed.
- For the best and quickest results, please grasp the hair as close as possible to the skin but without touching it.
- Your skin should be completely clean before treatment.
- To make skin more supple and relaxed, wash with warm water and gently massage.
- Make sure no radios, TVs, or cordless phones are operating during treatment since they may interfere with RF transmission.
- If a hair remains after 3-4 consecutive treatments, tweeze it. It has been sufficiently treated. There are some hair roots that need more treatments, particularly those that are dark and thick, or near the throat, chin, lips, thighs and bikini lines.

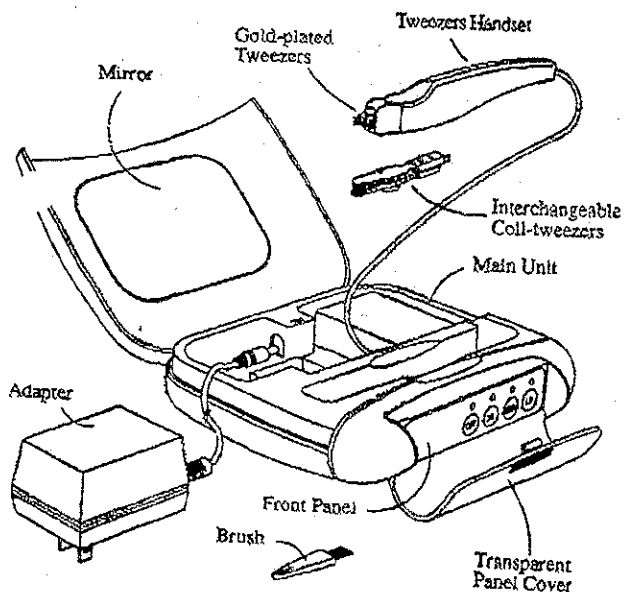
**WARNING:** Changes or modifications to this unit not expressly approved by the party responsible for compliance could void the user's authority to operate the equipment.

**NOTE:** This equipment has been tested and found to comply with the limits for a ISM equipment, pursuant to Part 18 of the FCC Rules. These limits are designed to provide reasonable protection against harmful interference in a residential installation. This equipment generates, uses and can radiate radio frequency energy and, if not installed and used in accordance with the instructions, may cause harmful interference to radio communications.

However, there is no guarantee that interference will not occur in a particular installation. If this equipment does cause harmful interference to radio or television reception, which can be determined by turning the equipment off and on, the user is encouraged to try to correct the interference by one or more of the following measures:

- Reorient or relocate the receiving antenna.
- Increase the separation between the equipment and receiver.
- Connect the equipment into an outlet on a circuit different from that to which the receiver is needed.
- Consult the dealer or an experienced radio/TV technician for help.

Made in China  
Another Emjoi quality product by Soft Lines Ltd.



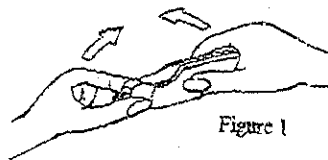
## INSTRUCTIONS FOR USE

Follow these simple steps to remove unwanted hair for the long haul!

1. Make sure the area to be treated with Emjoi Beauty Forever is completely clean and dry. Cleanse only with an oil-free soap and towel-dry thoroughly. A warm compress opens skin pores and hair follicles which may help the hair slide out more easily.
2. Remove the Emjoi Beauty Forever handset from its case. Feel how comfortable it is to hold.
3. Emjoi Beauty Forever comes

with its unique interchangeable tweezers system. The gold-plated metal tweezers are ideal for removing single hair while the coil-tweezers are good for removing multiple hair at a time.

4. It is simple to change the tweezers from one to the other: Remove the cap at the handset by a slight bending action (see figure 1). Then press the small blue button at the bottom of the handset and pull out the tweezers simultaneously (see figure 2).



FCCID: NLDAP-9FEA

CONFORMITY ASSESSMENT DATA SHEET			
Incoming Date:		5/21/99	
Assessed By:		GJT	