

Photo 5. Case Opened showing Battery and Antenna




Photo 6. Case Opened with Antenna and Antenna Housing Removed






Photo 7. Case Opened with Battery Housing Removed






Photo 8. Case Removed Showing Internal Circuit Board – Side 1






Photo 9. Case Removed Showing Internal Circuit Board – Side 2

