




## PHOTOGRAPHS OF THE TEST CONFIGURATION CONDUCTED EMISSION TEST




**RADIATED EMISSION TEST BELOW 1GHz**  
**Mode A**  
**(X-Plane)**



(Y-Plane)




(Z-Plane)




**RADIATED EMISSION TEST BELOW 1GHz**  
**Mode B**  
**(X-Plane)**




(Y-Plane)



(Z-Plane)





**RADIATED EMISSION TEST ABOVE 1GHz**  
**Mode A**  
**(X-Plane)**







(Y-Plane)




(Z-Plane)





**RADIATED EMISSION TEST ABOVE 1GHz**  
**Mode B**  
**(X-Plane)**



(Y-Plane)



(Z-Plane)



## DFS

