


PHOTOGRAPHS OF THE TEST CONFIGURATION


CONDUCTED EMISSION TEST





RADIATED EMISSION TEST






(SAR Test Set Up Photos)



Horizontal-Up



Horizontal-Down




Vertical-Front



Vertical-Back



Tip



Test Setup Photo

NOTE: The EUT face to the phantom with 5mm-separation distance.

DESCRIPTION OF ANTENNA LOCATION:

