


# FCC Test Report

**Equipment** : 1T1R 11n Wireless LAN with Bluetooth USB Adapter  
**Brand Name** : EDIMAX  
**Model No.** : EW-7611ULB  
**FCC ID** : NDD9576111602  
**Standard** : 47 CFR FCC Part 15.247  
**Operating Band** : 2400 MHz – 2483.5 MHz  
**FCC Classification** : DSS  
**Applicant** : EDIMAX TECHNOLOGY CO., LTD.  
**Manufacturer** : No.3,Wu-Chuan 3rd Road,Wu-Ku Industrial Park,  
New Taipei City, Taiwan

The product sample received on May 11, 2016 and completely tested on May 27, 2016.. We, SPORTON, would like to declare that the tested sample has been evaluated in accordance with the procedures given in ANSI C63.10-2013 and shown compliance with the applicable technical standards.

The test results in this report apply exclusively to the tested model / sample. Without written approval of SPORTON INTERNATIONAL INC., the test report shall not be reproduced except in full.

Reviewed by:

  
Kevin Liang / Assistant Manager

## Table of Contents

|   |  |           |
|---|--|-----------|
| <b>1</b>  | <b>GENERAL DESCRIPTION .....</b>                     | <b>5</b>  |
| 1.1   | Information.....                                     | 5         |
| 1.2   | Accessories and Support Equipment .....              | 7         |
| 1.3   | Testing Applied Standards .....                      | 7         |
| 1.4   | Testing Location Information .....                   | 7         |
| 1.5   | Measurement Uncertainty .....                        | 8         |
| <b>2</b>  | <b>TEST CONFIGURATION OF EUT.....</b>                | <b>9</b>  |
| 2.1   | The Worst Case Modulation Configuration .....        | 9         |
| 2.2   | The Worst Case Power Setting Parameter .....         | 9         |
| 2.3   | The Worst Case Measurement Configuration.....        | 10        |
| 2.4   | Test Setup Diagram .....                             | 11        |
| <b>3</b>  | <b>TRANSMITTER TEST RESULT .....</b>                 | <b>12</b> |
| 3.1   | AC Power-line Conducted Emissions .....              | 12        |
| 3.2   | 20dB Bandwidth and Carrier Frequency Separation..... | 14        |
| 3.3   | Number of Hopping Frequencies .....                  | 15        |
| 3.4   | Time of Occupancy (Dwell Time) .....                 | 16        |
| 3.5   | RF Output Power.....                                 | 18        |
| 3.6   | Transmitter Radiated Bandedge Emissions .....        | 20        |
| 3.7   | Transmitter Radiated Unwanted Emissions .....        | 22        |
| <b>4</b>  | <b>TEST EQUIPMENT AND CALIBRATION DATA .....</b>     | <b>25</b> |
| <b>Appendix I. Test Result of AC Power-line Conducted Emissions</b>           |  |           |
| <b>Appendix A. Test Result of Emission Bandwidth &amp; Channel Separation</b> |  |           |
| <b>Appendix B. Test Result of Hoppong Number &amp; Dwell Time</b>             |  |           |
| <b>Appendix C. Test Result of Maximum Conducted Output Power</b>              |  |           |
| <b>Appendix D. Test Result of Transmitter Radiated Bandedge Emissions</b>     |  |           |
| <b>Appendix E. Transmitter Radiated Unwanted Emissions</b>                    |  |           |
| <b>Appendix F. Test Photos</b>  |  |           |
| <b>Appendix G. Photographs of EUT</b>   |  |           |

**SUMMARY OF TEST RESULT**

| Conformance Test Specifications |                  |   |   |  |          |
|---------------------------------|------------------|---|---|--|----------|
| Report Clause                   | Ref. Std. Clause | Description   | Measured  | Limit  | Result   |
| 1.1.2                           | 15.203           | Antenna Requirement                                   | Antenna connector mechanism complied  | FCC 15.203   | Complied |
| 3.1                             | 15.207           | AC Power-line Conducted Emissions                     | [dBuV]: 0.1904860 MHz<br>47.71 (Margin 16.31dB) – QP<br>38.67 (Margin 15.35dB) – AV         | FCC 15.207   | Complied |
| 3.2                             | 15.247(a)        | 20dB Bandwidth  | Refer as Appendix A   | N/A  | Complied |
| 3.2                             | 15.247(a)        | Carrier Frequency Separation (ChS)                    | Refer as Appendix A   | $ChS \geq BW_{20dB} \times 2/3$                                | Complied |
| 3.3                             | 15.247(a)        | Number of Hopping Frequencies (N)                     | Refer as Appendix B   | $N \geq 15$  | Complied |
| 3.4                             | 15.247(a)        | Time of Occupancy (Dwell Time)                        | Refer as Appendix B   | 0.4 s within $0.4 \times N$                                    | Complied |
| 3.5                             | 15.247(b)        | RF Output Power (Maximum Peak Conducted Output Power) | Refer as Appendix C   | Power [dBm]<br>BR:21<br>EDR:21                                 | Complied |
| 3.6                             | 15.247(d)        | Transmitter Radiated Bandedge Emissions               | [dBuV/m at 3m]: 2483.52 MHz<br>62.51 (Margin 11.49 dB) – PK<br>32.41 (Margin 21.59 dB) – AV | Non-Restricted Bands: > 20 dBc<br>Restricted Bands: FCC 15.209 | Complied |
| 3.7                             | 15.247(d)        | Transmitter Radiated Unwanted Emissions               | Restricted Bands<br>[dBuV/m at 3m]: 600.360 MHz<br>42.40 (Margin 3.60 dB) – PK              | Non-Restricted Bands: > 20 dBc<br>Restricted Bands: FCC 15.209 | Complied |

## Revision History

[illegible]

# 1 General Description

## 1.1 Information

### 1.1.1 RF General Information

| RF General Information  |                |                     |                |                       |
|---|----------------|---------------------|----------------|-----------------------|
| Frequency Range (MHz)   | Bluetooth Mode | Ch. Frequency (MHz) | Channel Number | RF Output Power (dBm) |
| 2400-2483.5   | BR / EDR       | 2402-2480           | 0-78 [79]      | 5.44                  |
| Note 1: Bluetooth BR uses a GFSK (1Mbps).<br>Note 2: Bluetooth EDR uses a combination of $\pi/4$ -DQPSK (2Mbps) and 8DPSK (3Mbps).<br>Note 3: RF output power specifies that Maximum Peak Conducted Output Power. |                |                     |                |                       |

### 1.1.2 Antenna Information

| Antenna Category                    |   |
|-------------------------------------|---|
| <input checked="" type="checkbox"/> | Integral antenna (antenna permanently attached)   |
| <input type="checkbox"/>            | Temporary RF connector provided   |
| <input checked="" type="checkbox"/> | No temporary RF connector provided<br>Transmit chains bypass antenna and soldered temporary RF connector provided for connected measurement. In case of conducted measurements the transmitter shall be connected to the measuring equipment via a suitable attenuator and correct for all losses in the RF path. |
| <input type="checkbox"/>            | External antenna (dedicated antennas)   |
| <input type="checkbox"/>            | Single power level with corresponding antenna(s).   |
| <input type="checkbox"/>            | Multiple power level and corresponding antenna(s).  |

| Antenna General Information |           |            |
|-----------------------------|-----------|------------|
| Ant. Cat.                   | Ant. Type | Gain (dBi) |
| Integral                    | PIFA      | 1.6        |

**1.1.3 Type of EUT**

| Identify EUT                        |   |
|-------------------------------------|---|
| EUT Serial Number                   | N/A   |
| Presentation of Equipment           | <input type="checkbox"/> Production ; <input type="checkbox"/> Pre-Production ; <input checked="" type="checkbox"/> Prototype |
| Type of EUT                         |   |
| <input checked="" type="checkbox"/> | Stand-alone   |
| <input type="checkbox"/>            | Combined (EUT where the radio part is fully integrated within another device)<br>Combined Equipment - Brand Name / Model No.: |
| <input type="checkbox"/>            | Plug-in radio (EUT intended for a variety of host systems)<br>Host System - Brand Name / Model No.:                           |
| <input type="checkbox"/>            | Other:  |

**1.1.4 Test Signal Duty Cycle**

| Operated Mode for Worst Duty Cycle   |                                       |
|--|---------------------------------------|
| <input checked="" type="checkbox"/> Operated test mode for worst duty cycle  |                                       |
| Test Signal Duty Cycle (x)   | Power Duty Factor [dB] – (10 log 1/x) |
| <input checked="" type="checkbox"/> 78.29% - test mode single channel-BR-1Mbps   | 1.06                                  |
| <input checked="" type="checkbox"/> 78.38% - test mode single channel-EDR-2Mbps  | 1.06                                  |
| <input checked="" type="checkbox"/> 78.68% - test mode single channel-EDR-3Mbps  | 1.04                                  |
| Bluetooth ACL packets can be 1, 3, or 5 time slots. The DH1 packet can cover a single time slot. The DH3 packet can cover up to 3 time slots. The DH5 packet can cover up to 5 time slots. Operate DH5 at maximum dwell time and maximum duty cycle. |                                       |

**1.1.5 EUT Operational Condition**

|                          |  |  |                                  |
|--------------------------|--|--|----------------------------------|
| <b>Supply Voltage</b>    | <input type="checkbox"/> AC mains            | <input checked="" type="checkbox"/> DC               |                                  |
| <b>Type of DC Source</b> | <input type="checkbox"/> External AC adapter | <input checked="" type="checkbox"/> From Host System | <input type="checkbox"/> Battery |

## 1.2 Accessories and Support Equipment

### Support Local

| No. | Equipment         | Brand | Model     | FCC ID | Description |
|-----|-------------------|-------|-----------|--------|-------------|
| 1   | Notebook          | DELL  | E5540     | R33002 | -           |
| 2   | AC adapter for NB | DELL  | HA65NM130 | R3537  | -           |

### Support Remote

| No. | Equipment        | Brand | Model | FCC ID | Description |
|-----|------------------|-------|-------|--------|-------------|
| 1   | Bluetooth Tester | R&S   | CBT   | -      | -           |

## 1.3 Testing Applied Standards

According to the specifications of the manufacturer, the EUT must comply with the requirements of the following standards:

- ♦ 47 CFR FCC Part 15
- ♦ ANSI C63.10-2013
- ♦ FCC Public Notice DA 00-705

## 1.4 Testing Location Information

| Testing Location                    |               |   |                      |            |
|-------------------------------------|---------------|---|----------------------|------------|
| <input checked="" type="checkbox"/> | HWA YA        | ADD : No. 52, Hwa Ya 1st Rd., Kwei-Shan Hsiang, Tao Yuan City, Taiwan, R.O.C. |                      |            |
|                                     |               | TEL : 886-3-327-3456  | FAX : 886-3-318-0055 |            |
| Test Condition                      | Test Site No. | Test Engineer   | Test Environment     | Test Date  |
| AC Conduction                       | CO04-HY       | Ryan Hong   | 24°C / 58%           | 2016/05/27 |
| RF Conducted                        | TH01-HY       | Lisa Chen   | 25°C / 65%           | 2016/05/26 |
| Radiated                            | 03CH03-HY     | Jeff Lin  | 22.1°C / 59%         | 2016/05/26 |

Test site registered number [ 553509 ] with FCC.

## 1.5 Measurement Uncertainty

ISO/IEC 17025 requires that an estimate of the measurement uncertainties associated with the emissions test results be included in the report. The measurement uncertainties given below are based on a 95% confidence level (based on a coverage factor (k=2))

| Measurement Uncertainty           |         |             |
|-----------------------------------|---------|-------------|
| Test Item                         |         | Uncertainty |
| AC power-line conducted emissions |         | ±2.3 dB     |
| Emission bandwidth, 6dB bandwidth |         | ±0.5%       |
| RF output power, conducted        |         | ±0.1 dB     |
| Power density, conducted          |         | ±0.5 dB     |
| Unwanted emissions, conducted     | ±0.4 dB | ±0.4 dB     |
|                                   | ±0.4 dB | ±0.4 dB     |
|                                   | ±0.6 dB | ±0.6 dB     |
|                                   | ±0.5 dB | ±0.5 dB     |
|                                   | ±0.5 dB | ±0.5 dB     |
|                                   | N/A     | N/A         |
| All emissions, radiated           | ±2.5 dB | ±2.5 dB     |
|                                   | ±2.3 dB | ±2.3 dB     |
|                                   | ±2.6 dB | ±2.6 dB     |
|                                   | ±3.6 dB | ±3.6 dB     |
|                                   | ±3.8 dB | ±3.8 dB     |
|                                   | N/A     | N/A         |
| Temperature                       |         | ±0.8 °C     |
| Humidity                          |         | ±5 %        |
| DC and low frequency voltages     |         | ±0.9%       |
| Time                              |         | ±1.4 %      |
| Duty Cycle                        |         | ±0.5 %      |



## 2 Test Configuration of EUT

### 2.1 The Worst Case Modulation Configuration

| Worst Modulation Used for Conformance Testing  |                                    |           |                 |                       |            |
|--|------------------------------------|-----------|-----------------|-----------------------|------------|
| Bluetooth Mode   | Transmit Chains (N <sub>TX</sub> ) | Data Rate | Modulation Mode | RF Output Power (dBm) | Worst Mode |
| BR   | 1                                  | 1 Mbps    | BR-1Mbps        | 4.01                  | EDR-3Mbps  |
| EDR  | 1                                  | 2 Mbps    | EDR-2Mbps       | 5.13                  |            |
| EDR  | 1                                  | 3 Mbps    | EDR-3Mbps       | 5.44                  |            |
| Note 1: Bluetooth BR uses a combination of GFSK (1Mbps).   |                                    |           |                 |                       |            |
| Note 2: Bluetooth EDR uses a combination of $\pi/4$ -DQPSK (2Mbps) and 8DPSK (3Mbps).  |                                    |           |                 |                       |            |
| Note 3: Modulation modes consist below configuration:<br>FHSS BR-1Mbps: GFSK (1Mbps), EDR-2Mbps: $\pi/4$ -DQPSK (2Mbps), EDR-3Mbps: 8DPSK(3Mbps) |                                    |           |                 |                       |            |
| Note 4: RF output power specifies that Maximum Peak Conducted Output Power.  |                                    |           |                 |                       |            |




### 2.2 The Worst Case Power Setting Parameter

| The Worst Case Power Setting Parameter |          |          |          |
|--|----------|----------|----------|
| Test Software                          | RTLBTAPP |          |          |
| Modulation Mode                        | 2402 MHz | 2441 MHz | 2480 MHz |
| BR,1Mbps                               | default  | default  | default  |
| EDR,2Mbps                              | default  | default  | default  |
| EDR,3Mbps                              | default  | default  | default  |

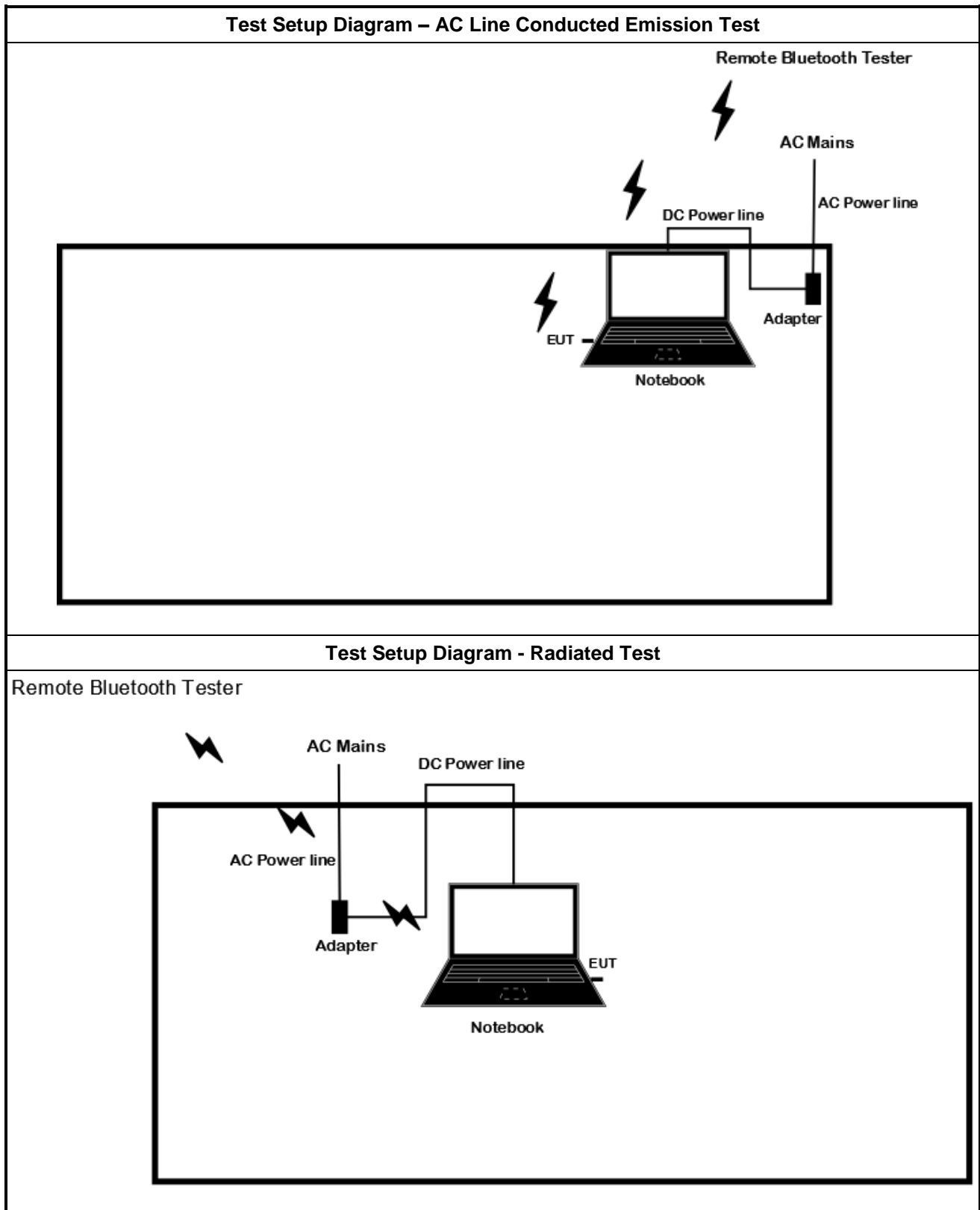
## 2.3 The Worst Case Measurement Configuration

| The Worst Case Mode for Following Conformance Tests |   |
|---|---|
| <b>Tests Item</b>                                   | AC power-line conducted emissions   |
| <b>Condition</b>                                    | AC power-line conducted measurement for line and neutral<br>Test Voltage: 120Vac / 60Hz |
| <b>Operating Mode</b>                               | Operating Mode Description  |
| <b>1</b>  | USB Mode  |

| The Worst Case Mode for Following Conformance Tests |  |
|---|--|
| <b>Tests Item</b>                                   | RF Output Power, 20dB Bandwidth, Carrier Frequency Separation (ChS)<br>Number of Hopping Frequencies (N), Time of Occupancy (Dwell Time) |
| <b>Test Condition</b>                               | Conducted measurement at transmit chains   |
| <b>Modulation Mode</b>                              | BR-1Mbps, EDR-3Mbps  |

| The Worst Case Mode for Following Conformance Tests |   |  |   |
|---|---|--|---|
| <b>Tests Item</b>                                   | Emission Bandwidth, Fundamental Emissions, Radiated Unwanted Emissions  |  |   |
| <b>Test Condition</b>                               | Radiated measurement  |  |   |
| <b>User Position</b>                                | <input type="checkbox"/> EUT will be placed in fixed position.  |  |   |
|   | <input checked="" type="checkbox"/> EUT will be placed in mobile position and operating multiple positions. EUT shall be performed three orthogonal planes.             |  |   |
|   | <input type="checkbox"/> EUT will be a hand-held or body-worn battery-powered devices and operating multiple positions. EUT shall be performed three orthogonal planes. |  |   |
| <b>Operating Mode</b>                               | Operating Mode Description  |  |   |
| <b>1</b>  | USB Mode  |  |   |
| <b>Modulation Mode</b>                              | BR-1Mbps, EDR-3Mbps   |  |   |
| <b>Orthogonal Planes of EUT</b>                     | <b>X Plane</b>  | <b>Y Plane</b>   | <b>Z Plane</b>  |
|   |    |  |  |
| <b>Worst Planes of EUT</b>                          | V   |  |   |

## 2.4 Test Setup Diagram



### 3 Transmitter Test Result

### 3.1 AC Power-line Conducted Emissions

### 3.1.1 AC Power-line Conducted Emissions Limit

| AC Power-line Conducted Emissions Limit |            |           |
|---|------------|-----------|
| Frequency Emission (MHz)                | Quasi-Peak | Average   |
| 0.15-0.5                                | 66 - 56 *  | 56 - 46 * |
| 0.5-5                                   | 56         | 46        |
| 5-30                                    | 60         | 50        |

Note 1: \* Decreases with the logarithm of the frequency.

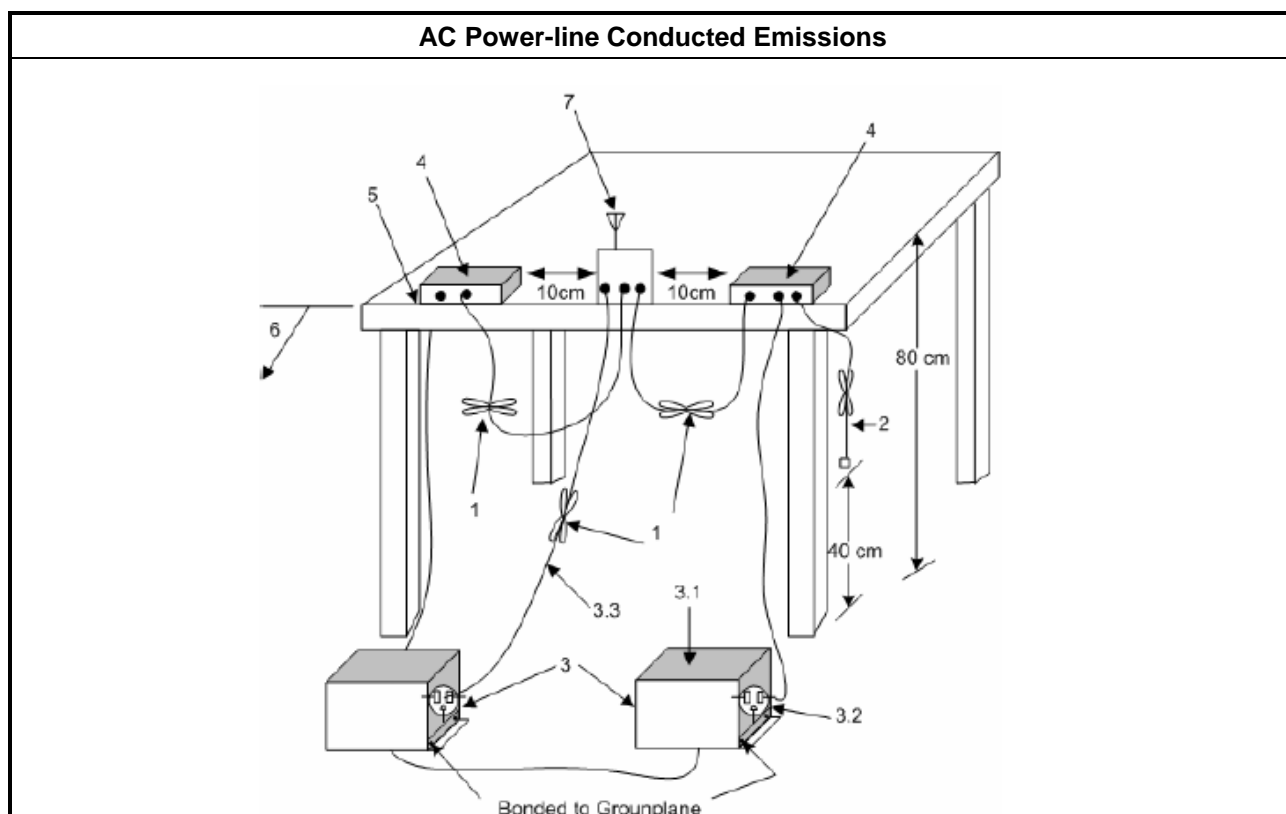
### 3.1.2 Measuring Instruments

Refer a test equipment and calibration data table in this test report.

### 3.1.3 Test Procedures

| Test Method  |
|--|
| <input checked="" type="checkbox"/> Refer as ANSI C63.10-2013, clause 6.2 for AC power-line conducted emissions. |

### 3.1.4 Test Setup





### **3.1.5 Test Result of AC Power-line Conducted Emissions**

Refer as Appendix I

## 3.2 20dB Bandwidth and Carrier Frequency Separation

### 3.2.1 20dB Bandwidth and Carrier Frequency Separation Limit

| 20dB Bandwidth and Carrier Frequency Separation Limit for Frequency Hopping Systems |   |
|---|---|
| <input checked="" type="checkbox"/>   | 2400-2483.5 MHz Band:   |
| <input type="checkbox"/>  | $N \geq 75$ and ChS $\geq$ MAX (20 dB bandwidth, 25 kHz).       |
| <input checked="" type="checkbox"/>   | $N \geq 15$ and ChS $\geq$ MAX (20 dB bandwidth x 2/3, 25 kHz). |
| <b>N:</b> Number of Hopping Frequencies; <b>ChS:</b> Hopping Channel Separation     |   |

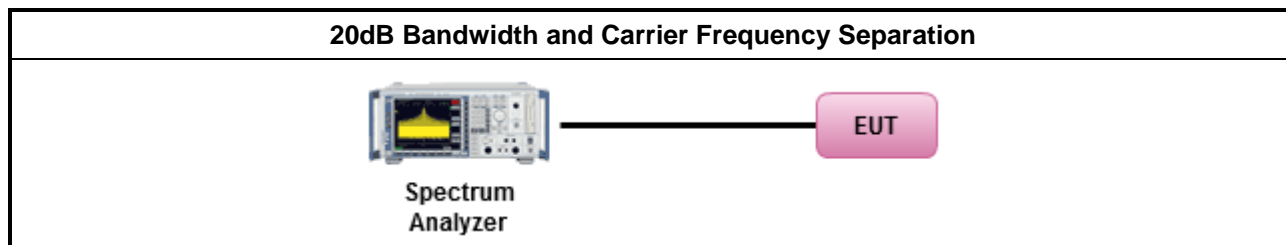
### 3.2.2 Measuring Instruments

Refer a test equipment and calibration data table in this test report.

### 3.2.3 Test Procedures

| Test Method                         |   |
|-------------------------------------|---|
| <input checked="" type="checkbox"/> | Refer as 15.247(a), clause 6.9.2 for 20 dB bandwidth measurement.                                   |
| <input checked="" type="checkbox"/> | Refer as 15.247(a), clause 7.8.2 for carrier frequency separation measurement.                      |
| <input checked="" type="checkbox"/> | For conducted measurement.  |
| <input checked="" type="checkbox"/> | The EUT supports single transmit chain and measurements performed on this transmit chain.           |
| <input type="checkbox"/>            | The EUT supports diversity transmitting and the results on transmit chain port 1 is the worst case. |

### 3.2.4 Test Setup



### 3.2.5 Test Result of 20dB Bandwidth and Carrier Frequency Separation

Refer as Appendix A

### 3.3 Number of Hopping Frequencies

#### 3.3.1 Number of Hopping Frequencies Limit

| Number of Hopping Frequencies Limit for Frequency Hopping Systems               |   |
|---|---|
| <input checked="" type="checkbox"/>   | 2400-2483.5 MHz Band:   |
| <input type="checkbox"/>  | $N \geq 75$ and ChS $\geq$ MAX (20 dB bandwidth, 25 kHz).       |
| <input checked="" type="checkbox"/>   | $N \geq 15$ and ChS $\geq$ MAX (20 dB bandwidth x 2/3, 25 kHz). |
| <b>N:</b> Number of Hopping Frequencies; <b>ChS:</b> Hopping Channel Separation |   |

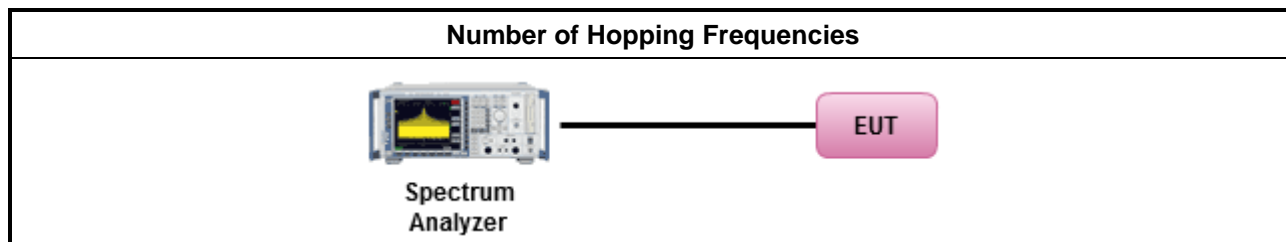
#### 3.3.2 Measuring Instruments

Refer a test equipment and calibration data table in this test report.

#### 3.3.3 Test Procedures

| Test Method                         |   |
|-------------------------------------|---|
| <input checked="" type="checkbox"/> | Refer as ANSI C63.10, clause 7.8.3 for number of hopping frequencies measurement.                   |
| <input checked="" type="checkbox"/> | For conducted measurement.  |
| <input checked="" type="checkbox"/> | The EUT supports single transmit chain and measurements performed on this transmit chain.           |
| <input type="checkbox"/>            | The EUT supports diversity transmitting and the results on transmit chain port 1 is the worst case. |

#### 3.3.4 Test Setup



#### 3.3.5 Test Result of Number of Hopping Frequencies

Refer as Appendix B

### 3.4 Time of Occupancy (Dwell Time)

#### 3.4.1 Time of Occupancy (Dwell Time) Limit

| Time of Occupancy (Dwell Time) Limit for Frequency Hopping Systems |  |
|--|--|
| <input checked="" type="checkbox"/>                                | 2400-2483.5 MHz Band: Dwell time $\leq 0.4$ second within $0.4 \times N$ |
| N: Number of Hopping Frequencies                                   |  |

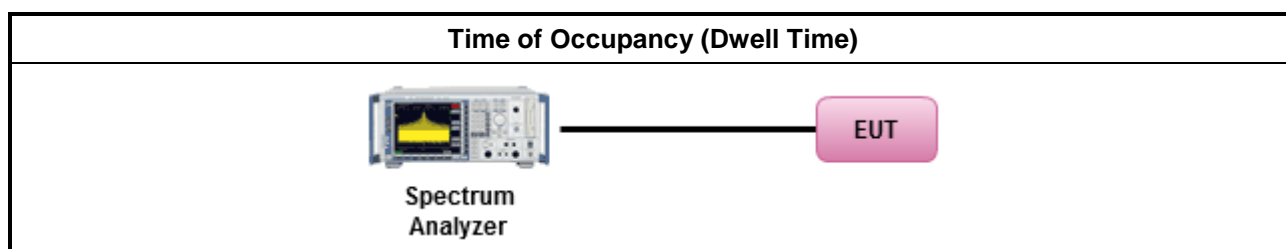
#### 3.4.2 Measuring Instruments

Refer a test equipment and calibration data table in this test report.

#### 3.4.3 Test Procedures

| Test Method                         |  |
|-------------------------------------|--|
| <input checked="" type="checkbox"/> | Refer as 15.247(a), clause 7.8.4 for dwell time measurement.   |
| <input checked="" type="checkbox"/> | Bluetooth ACL packets can be 1, 3, or 5 time slots. Following as dwell time. Operate DH5 at maximum dwell time and maximum duty cycle.   |
| <input checked="" type="checkbox"/> | The DH1 packet can cover a single time slot. A maximum length packet has duration of 1 time slots. The hopping rate is 1600 hops/second so the maximum dwell time is 1/1600 seconds, or 0.625ms. DH1 Packet permit maximum $1600 / 79 / 2 = 10.12$ hops per second in each channel (1 time slot RX, 1 time slot TX). So, the dwell time is the time duration of the pulse times $10.12 \times 31.6 = 320$ within 31.6 seconds.   |
| <input checked="" type="checkbox"/> | The DH3 packet can cover up to 3 time slots. A maximum length packet has duration of 3 time slots. The hopping rate is 1600 hops/second so the maximum dwell time is 3/1600 seconds, or 1.875ms. DH3 Packet permit maximum $1600 / 79 / 4 = 5.06$ hops per second in each channel (3 time slots TX, 1 time slot RX). So, the dwell time is the time duration of the pulse times $5.06 \times 31.6 = 160$ within 31.6 seconds.  |
| <input checked="" type="checkbox"/> | The DH5 packet can cover up to 5 time slots. Operate DH5 at maximum dwell time and maximum duty cycle. A maximum length packet has duration of 5 time slots. The hopping rate is 1600 hops/second so the maximum dwell time is 5/1600 seconds, or 3.125ms. DH5 Packet permit maximum $1600 / 79 / 6 = 3.37$ hops per second in each channel (5 time slots TX, 1 time slot RX). So, the dwell time is the time duration of the pulse times $3.37 \times 31.6 = 106.6$ within 31.6 seconds |
| <input checked="" type="checkbox"/> | For conducted measurement.   |
| <input checked="" type="checkbox"/> | The EUT supports single transmit chain and measurements performed on this transmit chain.  |
| <input type="checkbox"/>            | The EUT supports diversity transmitting and the results on transmit chain port 1 is the worst case.  |

#### 3.4.4 Test Setup







### **3.4.5 Test Result of Time of Occupancy (Dwell Time)**

Refer as Appendix B

### 3.5 RF Output Power

#### 3.5.1 RF Output Power Limit

| RF Output Power Limit for Frequency Hopping Systems  |   |
|--|---|
| <b>Maximum Peak Conducted Output Power Limit</b>   |   |
| <input checked="" type="checkbox"/> 2400-2483.5 MHz Band:  |   |
|  | <input type="checkbox"/> For Hopping Channel: $N \geq 75$   |
|  | <input type="checkbox"/> If $G_{TX} \leq 6$ dBi, then $P_{Out} \leq 30$ dBm (1 W)                   |
|  | <input type="checkbox"/> If $G_{TX} > 6$ dBi, then $P_{Out} = 30 - (G_{TX} - 6)$ dBm                |
|  | <input checked="" type="checkbox"/> For Hopping Channel: $N \geq 15$                                |
|  | <input checked="" type="checkbox"/> If $G_{TX} \leq 6$ dBi, then $P_{Out} \leq 21$ dBm (0.125 W)    |
|  | <input type="checkbox"/> If $G_{TX} > 6$ dBi, then $P_{Out} = 21 - (G_{TX} - 6)$ dBm                |
| <b>e.i.r.p. Power Limit:</b>   |   |
| <input checked="" type="checkbox"/> 2400-2483.5 MHz Band:  |   |
|  | <input type="checkbox"/> For Hopping Channel: $N \geq 75 - P_{eirp} \leq 36$ dBm (4 W)              |
|  | <input checked="" type="checkbox"/> For Hopping Channel: $N \geq 15 - P_{eirp} \leq 27$ dBm (0.5 W) |
| $G_{TX}$ = the maximum transmitting antenna directional gain in dBi.<br>$P_{eirp}$ = e.i.r.p. Power in dBm.<br><b>N:</b> Number of Hopping Frequencies<br><b>ChS:</b> Hopping Channel Separation |   |


#### 3.5.2 Measuring Instruments

Refer a test equipment and calibration data table in this test report.

#### 3.5.3 Test Procedures

| Test Method   |   |
|---|---|
| <input checked="" type="checkbox"/> Maximum Peak Conducted Output Power |   |
|   | <input type="checkbox"/> Refer as FCC DA 00-0705, spectrum analyzer for peak power.   |
|   | <input checked="" type="checkbox"/> Refer as FCC DA 00-0705, peak power meter for peak power.                                 |
|   | <input type="checkbox"/> Refer as ANSI C63.10, clause 11.9.1.3) for peak power meter.   |
|   | <input type="checkbox"/> Refer as ANSI C63.10, clause 11.9.1.1) for spectrum analyzer - (RBW $\geq$ EBW).                     |
| <input checked="" type="checkbox"/> For conducted measurement.          |   |
|   | <input checked="" type="checkbox"/> The EUT supports single transmit chain and measurements performed on this transmit chain. |
|   | <input type="checkbox"/> The EUT supports diversity transmitting and the results on transmit chain port 1 is the worst case.  |

### 3.5.4 Test Setup



### 3.5.5 Test Result of Maximum Peak Conducted Output Power

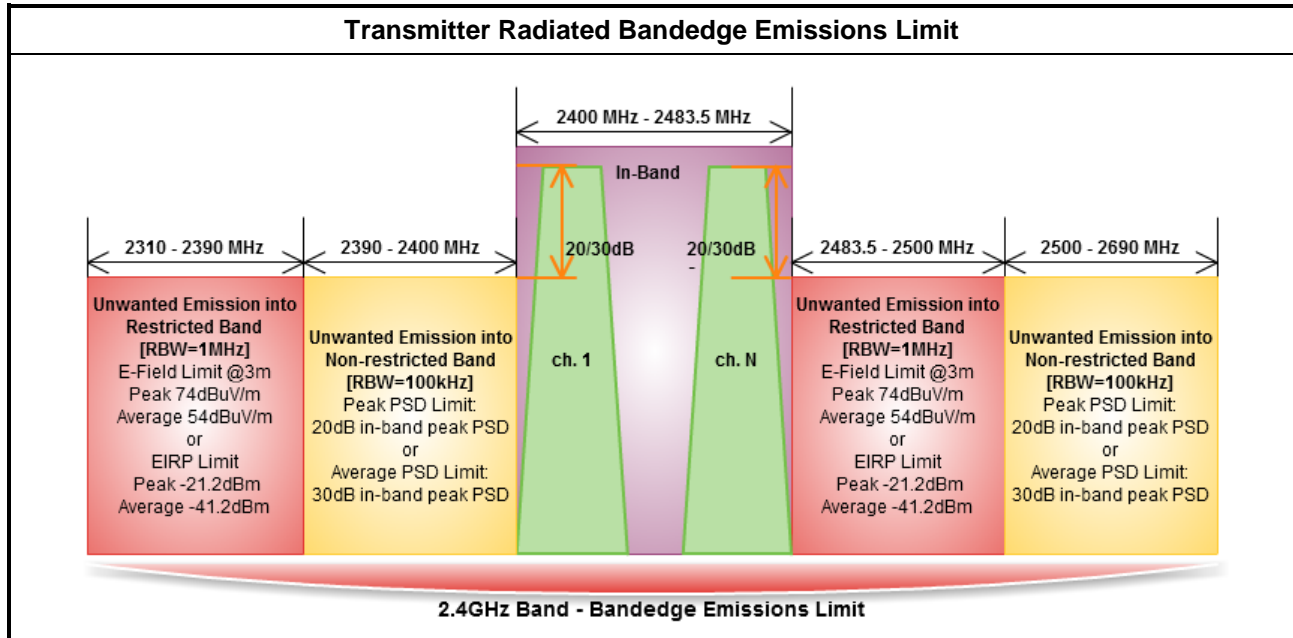
Refer as Appendix C

### 3.5.6 Test Result of Maximum Average Conducted Output Power

Refer as Appendix C

### 3.6 Transmitter Radiated Bandedge Emissions

#### 3.6.1 Transmitter Radiated Bandedge Emissions Limit



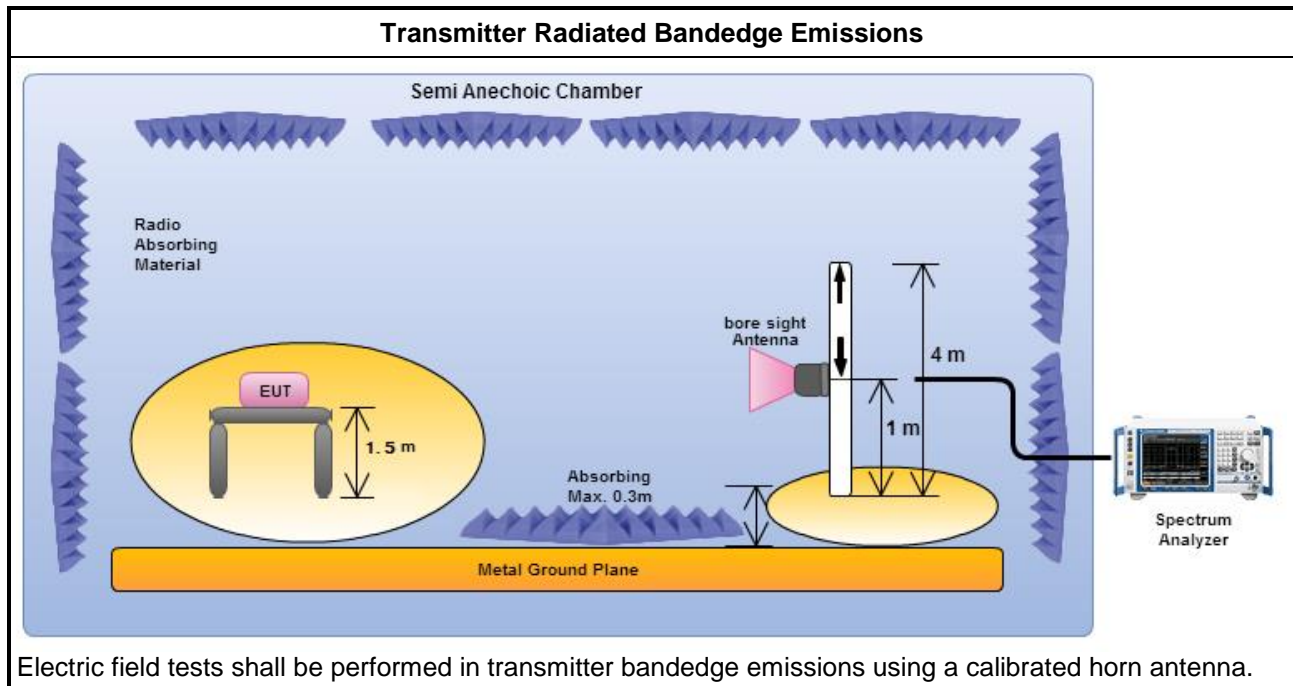
#### 3.6.2 Measuring Instruments

Refer a test equipment and calibration data table in this test report.

#### 3.6.3 Test Procedures

| Test Method – General Information   |  |
|-------------------------------------|--|
| <input checked="" type="checkbox"/> | The average emission levels shall be measured in [duty cycle $\geq$ 98 or duty factor].  |
| <input checked="" type="checkbox"/> | Refer as ANSI C63.10, clause 6.10 bandedge testing shall be performed at the lowest frequency channel and highest frequency channel within the allowed operating band.   |
| <input checked="" type="checkbox"/> | For the transmitter unwanted emissions shall be measured using following options below:  |
| <input checked="" type="checkbox"/> | For unwanted emissions into non-restricted bands. Peak conducted output power measured within any 100 kHz outside the authorized frequency band shall be attenuated by at least 20 dB relative to the maximum measured in-band peak PSD level. |
| <input checked="" type="checkbox"/> | For unwanted emissions into restricted bands.  |
| <input checked="" type="checkbox"/> | Refer as ANSI C63.10, clause 4.1.4.2.3 (Reduced VBW). VBW $\geq$ 1/T, where T is pulse time.   |
| <input type="checkbox"/>            | Refer as ANSI C63.10, clause 4.1.4.2.4 average value of pulsed emissions.  |
| <input checked="" type="checkbox"/> | Refer as ANSI C63.10, clause 4.1.4.2.2 measurement procedure peak limit.   |
| <input checked="" type="checkbox"/> | For the transmitter bandedge emissions shall be measured using following options below:  |
| <input checked="" type="checkbox"/> | Refer as ANSI C63.10, clause 6.10 for band-edge testing.   |
| <input type="checkbox"/>            | Refer as ANSI C63.10, clause 6.10.6.2 for marker-delta method for band-edge measurements.  |
| <input checked="" type="checkbox"/> | Refer as ANSI C63.10, clause 7.8.6 for band-edge testing into non-restricted bands.  |
| <input checked="" type="checkbox"/> | Refer as ANSI C63.10, clause 6.6 for radiated emissions and test distance is 3m.   |

### 3.6.4 Test Setup



### 3.6.5 Test Result of Transmitter Radiated Bandedge Emissions

Refer as Appendix D

### 3.7 Transmitter Radiated Unwanted Emissions

#### 3.7.1 Transmitter Radiated Unwanted Emissions Limit

| Restricted Band Emissions Limit |                       |                         |                      |
|---------------------------------|-----------------------|-------------------------|----------------------|
| Frequency Range (MHz)           | Field Strength (uV/m) | Field Strength (dBuV/m) | Measure Distance (m) |
| 0.009~0.490                     | 2400/F(kHz)           | 48.5 - 13.8             | 300                  |
| 0.490~1.705                     | 24000/F(kHz)          | 33.8 - 23               | 30                   |
| 1.705~30.0                      | 30                    | 29                      | 30                   |
| 30~88                           | 100                   | 40                      | 3                    |
| 88~216                          | 150                   | 43.5                    | 3                    |
| 216~960                         | 200                   | 46                      | 3                    |
| Above 960                       | 500                   | 54                      | 3                    |

Note 1: Test distance for frequencies at or above 30 MHz, measurements may be performed at a distance other than the limit distance provided they are not performed in the near field and the emissions to be measured can be detected by the measurement equipment. When performing measurements at a distance other than that specified, the results shall be extrapolated to the specified distance using an extrapolation factor of 20 dB/decade (inverse of linear distance for field-strength measurements, inverse of linear distance-squared for power-density measurements).

Note 2: Test distance for frequencies at below 30 MHz, measurements may be performed at a distance closer than the EUT limit distance; however, an attempt should be made to avoid making measurements in the near field. When performing measurements below 30 MHz at a closer distance than the limit distance, the results shall be extrapolated to the specified distance by either making measurements at a minimum of two or more distances on at least one radial to determine the proper extrapolation factor or by using the square of an inverse linear distance extrapolation factor (40 dB/decade). The test report shall specify the extrapolation method used to determine compliance of the EUT.

| Un-restricted Band Emissions Limit |            |
|------------------------------------|------------|
| RF output power procedure          | Limit (dB) |
| Peak output power procedure        | 20         |
| Average output power procedure     | 30         |

Note 1: If the peak output power procedure is used to measure the fundamental emission power to demonstrate compliance to requirements, then the peak conducted output power measured within any 100 kHz outside the authorized frequency band shall be attenuated by at least 20 dB relative to the maximum measured in-band peak PSD level.

Note 2: If the average output power procedure is used to measure the fundamental emission power to demonstrate compliance to requirements, then the power in any 100 kHz outside of the authorized frequency band shall be attenuated by at least 30 dB relative to the maximum measured in-band average PSD level.

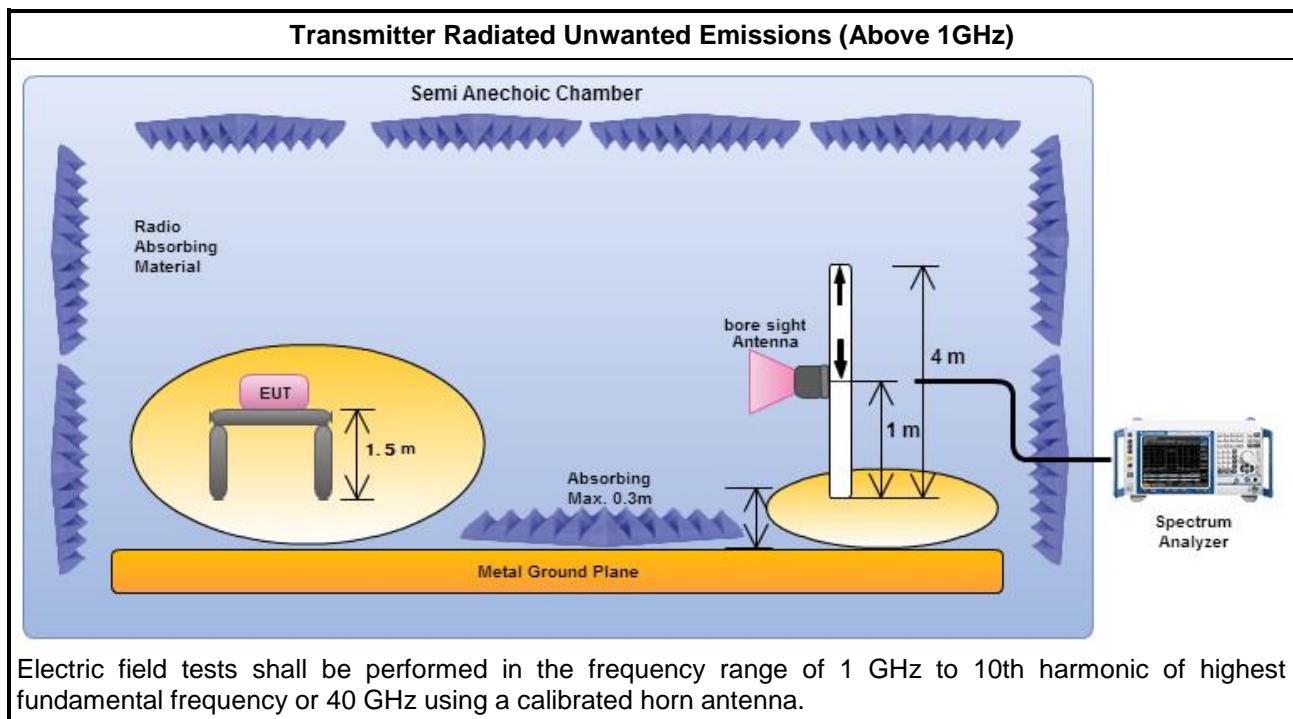
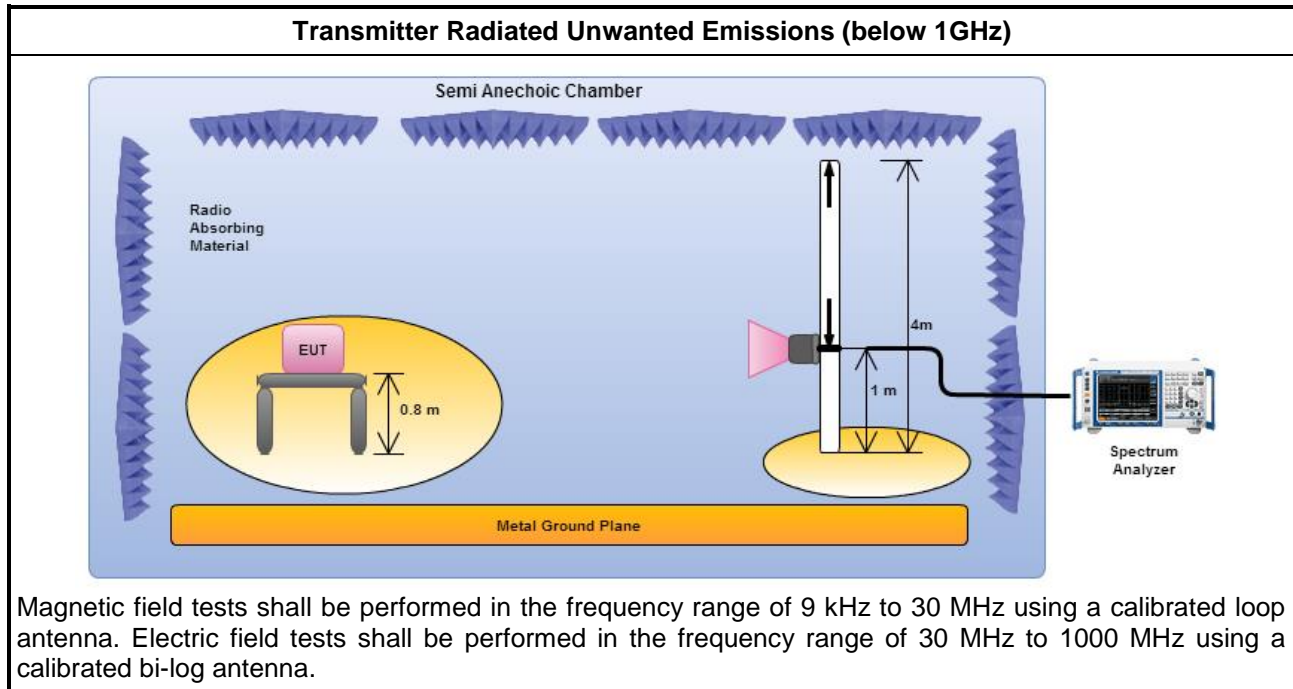
#### 3.7.2 Measuring Instruments

Refer a test equipment and calibration data table in this test report.

### 3.7.3 Test Procedures

| Test Method – General Information   |   |
|-------------------------------------|---|
| <input checked="" type="checkbox"/> | Measurements may be performed at a distance other than the limit distance provided they are not performed in the near field and the emissions to be measured can be detected by the measurement equipment. When performing measurements at a distance other than that specified, the results shall be extrapolated to the specified distance using an extrapolation factor of 20 dB/decade (inverse of linear distance for field-strength measurements, inverse of linear distance-squared for power-density measurements). |
| <input checked="" type="checkbox"/> | The average emission levels shall be measured in [duty cycle $\geq$ 98 or duty factor].   |
| <input checked="" type="checkbox"/> | For the transmitter unwanted emissions shall be measured using following options below:   |
| <input checked="" type="checkbox"/> | Refer as FCC DA 00-0705, for spurious radiated emissions. The dwell time per channel of the hopping signal is less than 100 ms, then the reading obtained with the 10 Hz VBW may be further adjusted by a "duty cycle correction factor", derived from $20\log(\text{dwell time}/100 \text{ ms})$   |
| <input type="checkbox"/>            | For unwanted emissions into non-restricted bands. Peak conducted output power measured within any 100 kHz outside the authorized frequency band shall be attenuated by at least 20 dB relative to the maximum measured in-band peak PSD level.  |
| <input checked="" type="checkbox"/> | For unwanted emissions into restricted bands.   |
| <input checked="" type="checkbox"/> | Refer as ANSI C63.10, clause 4.1.4.2.3 (Reduced VBW). $\text{VBW} \geq 1/T$ , where T is pulse time.  |
| <input type="checkbox"/>            | Refer as ANSI C63.10, clause 4.1.4.2.4 average value of pulsed emissions.   |
| <input checked="" type="checkbox"/> | Refer as ANSI C63.10, clause 4.1.4.2.2 measurement procedure peak limit.  |
| <input checked="" type="checkbox"/> | For radiated measurement.   |
| <input checked="" type="checkbox"/> | Refer as ANSI C63.10, clause 6.4 for radiated emissions below 30 MHz and test distance is 3m.   |
| <input checked="" type="checkbox"/> | Refer as ANSI C63.10, clause 6.5 for radiated emissions 30 MHz to 1 GHz and test distance is 3m.  |
| <input checked="" type="checkbox"/> | Refer as ANSI C63.10, clause 6.6 for radiated emissions above 1 GHz and test distance is 3m.  |
| <input checked="" type="checkbox"/> | The any unwanted emissions level shall not exceed the fundamental emission level.   |
| <input checked="" type="checkbox"/> | All amplitude of spurious emissions that are attenuated by more than 20 dB below the permissible value has no need to be reported.  |

### 3.7.4 Test Setup



### 3.7.5 Transmitter Radiated Unwanted Emissions (Below 30MHz)

All amplitude of spurious emissions that are attenuated by more than 20 dB below the permissible value has no need to be reported.

### 3.7.6 Transmitter Radiated Unwanted Emissions (Below 1GHz)

Refer as Appendix E



## 4 Test Equipment and Calibration Data

### Instrument for AC Conduction

| Instrument       | Manufacturer                   | Model No. | Serial No.     | Characteristics | Calibration Last Cal. | Calibration Due Date |
|------------------|--------------------------------|-----------|----------------|-----------------|-----------------------|----------------------|
| EMC Receiver     | KETSIGHT                       | N9038A    | MY54130031     | 20Hz ~ 8.4GHz   | Apr. 14, 2016         | Apr. 13, 2017        |
| LISN             | SCHWARZBECK<br>MESS-ELEKTRONIK | NSLK 8127 | 8127-477       | 9kHz ~ 30MHz    | Jan. 26, 2016         | Jan. 25, 2017        |
| RF Cable-CON     | HUBER+SUHNER                   | RG213/U   | 07611832020001 | 9kHz ~ 30MHz    | Oct. 30, 2015         | Oct. 29, 2016        |
| EMI Filter       | LINDGREN                       | LRE-2030  | 2651           | < 450 Hz        | NCR                   | NCR                  |
| Bluetooth Tester | R&S                            | CBT       | 1000959        | N/A             | Mar. 02, 2016         | Mar. 01, 2017        |

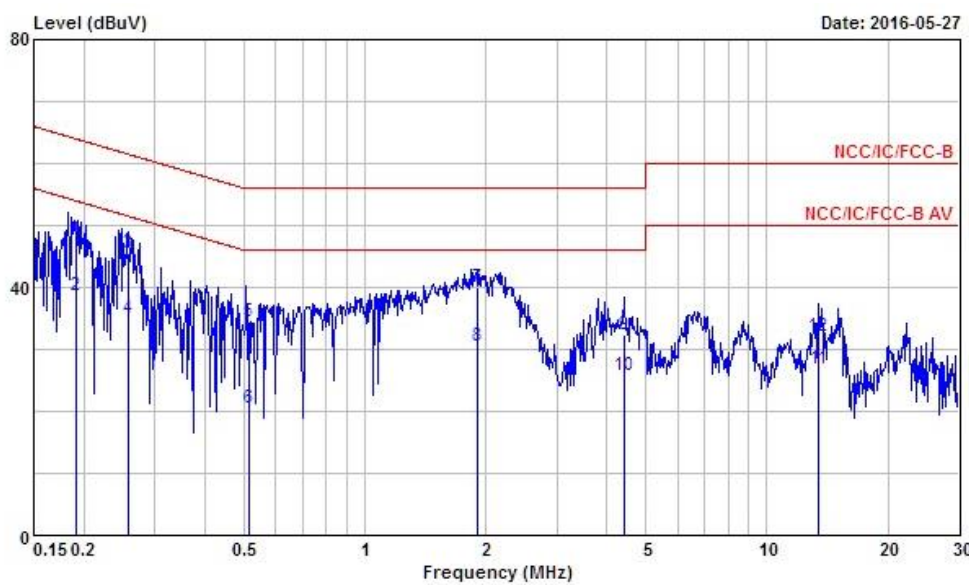
### Instrument for Conducted Test

| Instrument        | Manufacturer | Model No. | Serial No. | Characteristics | Calibration Last Cal. | Calibration Due Date |
|-------------------|--------------|-----------|------------|-----------------|-----------------------|----------------------|
| Spectrum Analyzer | R&S          | FSV 40    | 101500     | 9KHz~40GHz      | May 12, 2016          | May 11, 2017         |
| Signal Generator  | R&S          | SMR40     | 100116     | 10MHz ~ 40GHz   | Jul. 28, 2015         | Jul. 27, 2016        |
| Power Sensor      | Anritsu      | MA2411B   | 0917017    | 300MHz ~ 40GHz  | Feb. 04, 2016         | Feb. 03, 2017        |
| Power Meter       | Anritsu      | ML2495A   | 0949003    | 300MHz ~ 40GHz  | Feb. 04, 2016         | Feb. 03, 2017        |
| Bluetooth Tester  | R&S          | CBT       | 1000959    | N/A             | Mar. 02, 2016         | Mar. 01, 2017        |

### Instrument for Radiated Test

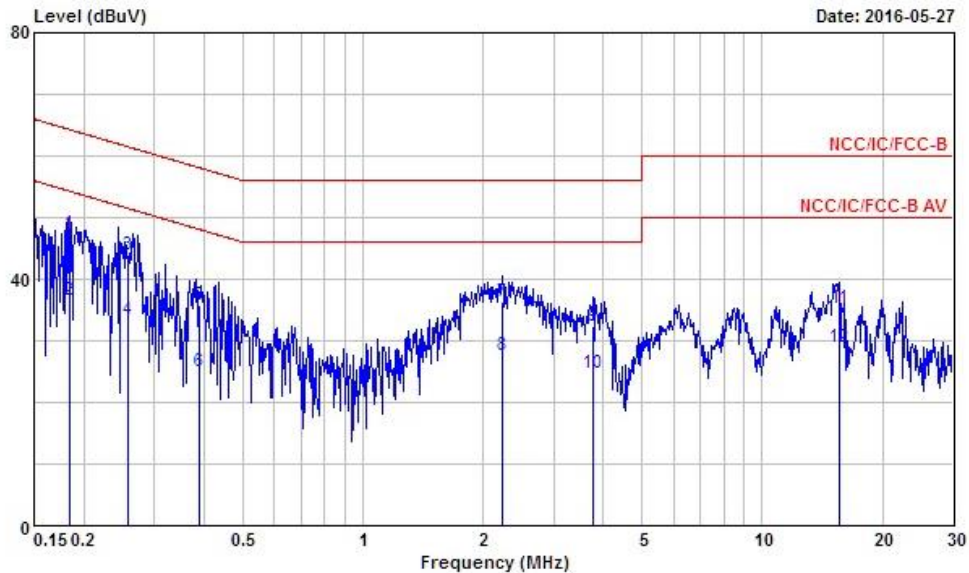
| Instrument               | Manufacturer      | Model No. | Serial No.  | Characteristics    | Calibration Last Cal. | Calibration Due Date |
|--------------------------|-------------------|-----------|-------------|--------------------|-----------------------|----------------------|
| 3m Semi Anechoic Chamber | SIDT<br>FRANKONIA | SAC-3M    | 03CH03-HY   | 30MHz ~ 1GHz<br>3m | Nov. 28, 2015         | Nov. 27, 2016        |
| 3m Semi Anechoic Chamber | SIDT<br>FRANKONIA | SAC-3M    | 03CH03-HY   | 1GHz ~ 18GHz<br>3m | Dec. 16, 2015         | Dec. 15, 2016        |
| Amplifier                | HP                | 8447D     | 2944A08033  | 10kHz ~ 1.3GHz     | May 10, 2016          | May 09, 2017         |
| Amplifier                | Agilent           | 8449B     | 3008A02120  | 1GHz ~ 26.5GHz     | Sep. 02, 2015         | Sep. 01, 2016        |
| Spectrum                 | R&S               | FSV40     | 101513      | 9kHz ~ 40GHz       | Feb. 16, 2016         | Feb. 15, 2017        |
| Bilog Antenna            | SCHAFFNER         | CBL 6112D | 22237       | 30MHz ~ 1GHz       | Sep. 18, 2015         | Sep. 17, 2016        |
| Horn Antenna             | SCHWARZBECK       | BBHA9120D | 1531        | 1GHz ~ 18GHz       | Apr. 22, 2016         | Apr. 21, 2017        |
| Horn Antenna             | SCHWARZBECK       | BBHA9170  | BBHA9170154 | 18GHz ~ 40GHz      | Jan. 29, 2016         | Jan. 28, 2017        |
| Loop Antenna             | TESEQ             | HLA 6120  | 31244       | 9 kHz~30 MHz       | Feb. 02, 2015         | Feb. 01, 2017        |
| Bluetooth Tester         | R&S               | CBT       | 1000959     | N/A                | Mar. 02, 2016         | Mar. 01, 2017        |

**Test Result of AC Power-line Conducted Emissions**

| AC Power-line Conducted Emissions Result  |           |       |        |             |       |         |       |         |      |       |      |       |      |      |       |  |  |     |      |       |      |       |        |      |        |  |  |  |    |      |      |    |    |  |   |           |       |        |       |       |      |      |    |   |           |       |        |       |       |      |      |         |   |           |       |        |       |       |      |      |    |   |           |       |        |       |       |      |      |         |   |           |       |        |       |       |      |      |    |   |           |       |        |       |       |      |      |         |   |       |       |        |       |       |      |      |    |   |       |       |        |       |       |      |      |         |   |       |       |        |       |       |      |      |    |    |       |       |        |       |       |      |      |         |    |        |       |        |       |       |      |      |         |    |        |       |        |       |       |      |      |    |
|---|-----------|-------|--------|-------------|-------|---------|-------|---------|------|-------|------|-------|------|------|-------|--|--|-----|------|-------|------|-------|--------|------|--------|--|--|--|----|------|------|----|----|--|---|-----------|-------|--------|-------|-------|------|------|----|---|-----------|-------|--------|-------|-------|------|------|---------|---|-----------|-------|--------|-------|-------|------|------|----|---|-----------|-------|--------|-------|-------|------|------|---------|---|-----------|-------|--------|-------|-------|------|------|----|---|-----------|-------|--------|-------|-------|------|------|---------|---|-------|-------|--------|-------|-------|------|------|----|---|-------|-------|--------|-------|-------|------|------|---------|---|-------|-------|--------|-------|-------|------|------|----|----|-------|-------|--------|-------|-------|------|------|---------|----|--------|-------|--------|-------|-------|------|------|---------|----|--------|-------|--------|-------|-------|------|------|----|
| Operating Mode  | 1         |       |        | Power Phase |       | Neutral |       |         |      |       |      |       |      |      |       |  |  |     |      |       |      |       |        |      |        |  |  |  |    |      |      |    |    |  |   |           |       |        |       |       |      |      |    |   |           |       |        |       |       |      |      |         |   |           |       |        |       |       |      |      |    |   |           |       |        |       |       |      |      |         |   |           |       |        |       |       |      |      |    |   |           |       |        |       |       |      |      |         |   |       |       |        |       |       |      |      |    |   |       |       |        |       |       |      |      |         |   |       |       |        |       |       |      |      |    |    |       |       |        |       |       |      |      |         |    |        |       |        |       |       |      |      |         |    |        |       |        |       |       |      |      |    |
| Operating Function  | USB mode  |       |        |             |       |         |       |         |      |       |      |       |      |      |       |  |  |     |      |       |      |       |        |      |        |  |  |  |    |      |      |    |    |  |   |           |       |        |       |       |      |      |    |   |           |       |        |       |       |      |      |         |   |           |       |        |       |       |      |      |    |   |           |       |        |       |       |      |      |         |   |           |       |        |       |       |      |      |    |   |           |       |        |       |       |      |      |         |   |       |       |        |       |       |      |      |    |   |       |       |        |       |       |      |      |         |   |       |       |        |       |       |      |      |    |    |       |       |        |       |       |      |      |         |    |        |       |        |       |       |      |      |         |    |        |       |        |       |       |      |      |    |
| <div><div><div>Level (dBuV)</div><div>Date: 2016-05-27</div><div>Frequency (MHz)</div></div><table><thead><tr><th></th><th>Freq</th><th>Level</th><th>Over</th><th>Limit</th><th>Read</th><th>LISN</th><th>Cable</th><th></th></tr><tr><th></th><th>MHz</th><th>dBuV</th><th>Limit</th><th>Line</th><th>Level</th><th>Factor</th><th>Loss</th><th>Remark</th></tr><tr><th></th><th></th><th></th><th>dB</th><th>dBuV</th><th>dBuV</th><th>dB</th><th>dB</th><th></th></tr></thead><tbody><tr><td>1</td><td>0.1904860</td><td>47.71</td><td>-16.31</td><td>64.02</td><td>47.31</td><td>0.11</td><td>0.29</td><td>QP</td></tr><tr><td>2</td><td>0.1904860</td><td>38.67</td><td>-15.35</td><td>54.02</td><td>38.27</td><td>0.11</td><td>0.29</td><td>Average</td></tr><tr><td>3</td><td>0.2573360</td><td>45.58</td><td>-15.94</td><td>61.52</td><td>45.24</td><td>0.11</td><td>0.23</td><td>QP</td></tr><tr><td>4</td><td>0.2573360</td><td>35.10</td><td>-16.42</td><td>51.52</td><td>34.76</td><td>0.11</td><td>0.23</td><td>Average</td></tr><tr><td>5</td><td>0.5143740</td><td>34.49</td><td>-21.51</td><td>56.00</td><td>34.27</td><td>0.12</td><td>0.10</td><td>QP</td></tr><tr><td>6</td><td>0.5143740</td><td>20.58</td><td>-25.42</td><td>46.00</td><td>20.36</td><td>0.12</td><td>0.10</td><td>Average</td></tr><tr><td>7</td><td>1.900</td><td>39.95</td><td>-16.05</td><td>56.00</td><td>39.51</td><td>0.15</td><td>0.29</td><td>QP</td></tr><tr><td>8</td><td>1.900</td><td>30.42</td><td>-15.58</td><td>46.00</td><td>29.98</td><td>0.15</td><td>0.29</td><td>Average</td></tr><tr><td>9</td><td>4.410</td><td>32.39</td><td>-23.61</td><td>56.00</td><td>32.09</td><td>0.19</td><td>0.11</td><td>QP</td></tr><tr><td>10</td><td>4.410</td><td>25.86</td><td>-20.14</td><td>46.00</td><td>25.56</td><td>0.19</td><td>0.11</td><td>Average</td></tr><tr><td>11</td><td>13.480</td><td>26.74</td><td>-23.26</td><td>50.00</td><td>26.22</td><td>0.32</td><td>0.20</td><td>Average</td></tr><tr><td>12</td><td>13.480</td><td>32.02</td><td>-27.98</td><td>60.00</td><td>31.50</td><td>0.32</td><td>0.20</td><td>QP</td></tr></tbody></table></div> |           |       |        |             |       |         |       |         | Freq | Level | Over | Limit | Read | LISN | Cable |  |  | MHz | dBuV | Limit | Line | Level | Factor | Loss | Remark |  |  |  | dB | dBuV | dBuV | dB | dB |  | 1 | 0.1904860 | 47.71 | -16.31 | 64.02 | 47.31 | 0.11 | 0.29 | QP | 2 | 0.1904860 | 38.67 | -15.35 | 54.02 | 38.27 | 0.11 | 0.29 | Average | 3 | 0.2573360 | 45.58 | -15.94 | 61.52 | 45.24 | 0.11 | 0.23 | QP | 4 | 0.2573360 | 35.10 | -16.42 | 51.52 | 34.76 | 0.11 | 0.23 | Average | 5 | 0.5143740 | 34.49 | -21.51 | 56.00 | 34.27 | 0.12 | 0.10 | QP | 6 | 0.5143740 | 20.58 | -25.42 | 46.00 | 20.36 | 0.12 | 0.10 | Average | 7 | 1.900 | 39.95 | -16.05 | 56.00 | 39.51 | 0.15 | 0.29 | QP | 8 | 1.900 | 30.42 | -15.58 | 46.00 | 29.98 | 0.15 | 0.29 | Average | 9 | 4.410 | 32.39 | -23.61 | 56.00 | 32.09 | 0.19 | 0.11 | QP | 10 | 4.410 | 25.86 | -20.14 | 46.00 | 25.56 | 0.19 | 0.11 | Average | 11 | 13.480 | 26.74 | -23.26 | 50.00 | 26.22 | 0.32 | 0.20 | Average | 12 | 13.480 | 32.02 | -27.98 | 60.00 | 31.50 | 0.32 | 0.20 | QP |
|   | Freq      | Level | Over   | Limit       | Read  | LISN    | Cable |         |      |       |      |       |      |      |       |  |  |     |      |       |      |       |        |      |        |  |  |  |    |      |      |    |    |  |   |           |       |        |       |       |      |      |    |   |           |       |        |       |       |      |      |         |   |           |       |        |       |       |      |      |    |   |           |       |        |       |       |      |      |         |   |           |       |        |       |       |      |      |    |   |           |       |        |       |       |      |      |         |   |       |       |        |       |       |      |      |    |   |       |       |        |       |       |      |      |         |   |       |       |        |       |       |      |      |    |    |       |       |        |       |       |      |      |         |    |        |       |        |       |       |      |      |         |    |        |       |        |       |       |      |      |    |
|   | MHz       | dBuV  | Limit  | Line        | Level | Factor  | Loss  | Remark  |      |       |      |       |      |      |       |  |  |     |      |       |      |       |        |      |        |  |  |  |    |      |      |    |    |  |   |           |       |        |       |       |      |      |    |   |           |       |        |       |       |      |      |         |   |           |       |        |       |       |      |      |    |   |           |       |        |       |       |      |      |         |   |           |       |        |       |       |      |      |    |   |           |       |        |       |       |      |      |         |   |       |       |        |       |       |      |      |    |   |       |       |        |       |       |      |      |         |   |       |       |        |       |       |      |      |    |    |       |       |        |       |       |      |      |         |    |        |       |        |       |       |      |      |         |    |        |       |        |       |       |      |      |    |
|   |           |       | dB     | dBuV        | dBuV  | dB      | dB    |         |      |       |      |       |      |      |       |  |  |     |      |       |      |       |        |      |        |  |  |  |    |      |      |    |    |  |   |           |       |        |       |       |      |      |    |   |           |       |        |       |       |      |      |         |   |           |       |        |       |       |      |      |    |   |           |       |        |       |       |      |      |         |   |           |       |        |       |       |      |      |    |   |           |       |        |       |       |      |      |         |   |       |       |        |       |       |      |      |    |   |       |       |        |       |       |      |      |         |   |       |       |        |       |       |      |      |    |    |       |       |        |       |       |      |      |         |    |        |       |        |       |       |      |      |         |    |        |       |        |       |       |      |      |    |
| 1   | 0.1904860 | 47.71 | -16.31 | 64.02       | 47.31 | 0.11    | 0.29  | QP      |      |       |      |       |      |      |       |  |  |     |      |       |      |       |        |      |        |  |  |  |    |      |      |    |    |  |   |           |       |        |       |       |      |      |    |   |           |       |        |       |       |      |      |         |   |           |       |        |       |       |      |      |    |   |           |       |        |       |       |      |      |         |   |           |       |        |       |       |      |      |    |   |           |       |        |       |       |      |      |         |   |       |       |        |       |       |      |      |    |   |       |       |        |       |       |      |      |         |   |       |       |        |       |       |      |      |    |    |       |       |        |       |       |      |      |         |    |        |       |        |       |       |      |      |         |    |        |       |        |       |       |      |      |    |
| 2   | 0.1904860 | 38.67 | -15.35 | 54.02       | 38.27 | 0.11    | 0.29  | Average |      |       |      |       |      |      |       |  |  |     |      |       |      |       |        |      |        |  |  |  |    |      |      |    |    |  |   |           |       |        |       |       |      |      |    |   |           |       |        |       |       |      |      |         |   |           |       |        |       |       |      |      |    |   |           |       |        |       |       |      |      |         |   |           |       |        |       |       |      |      |    |   |           |       |        |       |       |      |      |         |   |       |       |        |       |       |      |      |    |   |       |       |        |       |       |      |      |         |   |       |       |        |       |       |      |      |    |    |       |       |        |       |       |      |      |         |    |        |       |        |       |       |      |      |         |    |        |       |        |       |       |      |      |    |
| 3   | 0.2573360 | 45.58 | -15.94 | 61.52       | 45.24 | 0.11    | 0.23  | QP      |      |       |      |       |      |      |       |  |  |     |      |       |      |       |        |      |        |  |  |  |    |      |      |    |    |  |   |           |       |        |       |       |      |      |    |   |           |       |        |       |       |      |      |         |   |           |       |        |       |       |      |      |    |   |           |       |        |       |       |      |      |         |   |           |       |        |       |       |      |      |    |   |           |       |        |       |       |      |      |         |   |       |       |        |       |       |      |      |    |   |       |       |        |       |       |      |      |         |   |       |       |        |       |       |      |      |    |    |       |       |        |       |       |      |      |         |    |        |       |        |       |       |      |      |         |    |        |       |        |       |       |      |      |    |
| 4   | 0.2573360 | 35.10 | -16.42 | 51.52       | 34.76 | 0.11    | 0.23  | Average |      |       |      |       |      |      |       |  |  |     |      |       |      |       |        |      |        |  |  |  |    |      |      |    |    |  |   |           |       |        |       |       |      |      |    |   |           |       |        |       |       |      |      |         |   |           |       |        |       |       |      |      |    |   |           |       |        |       |       |      |      |         |   |           |       |        |       |       |      |      |    |   |           |       |        |       |       |      |      |         |   |       |       |        |       |       |      |      |    |   |       |       |        |       |       |      |      |         |   |       |       |        |       |       |      |      |    |    |       |       |        |       |       |      |      |         |    |        |       |        |       |       |      |      |         |    |        |       |        |       |       |      |      |    |
| 5   | 0.5143740 | 34.49 | -21.51 | 56.00       | 34.27 | 0.12    | 0.10  | QP      |      |       |      |       |      |      |       |  |  |     |      |       |      |       |        |      |        |  |  |  |    |      |      |    |    |  |   |           |       |        |       |       |      |      |    |   |           |       |        |       |       |      |      |         |   |           |       |        |       |       |      |      |    |   |           |       |        |       |       |      |      |         |   |           |       |        |       |       |      |      |    |   |           |       |        |       |       |      |      |         |   |       |       |        |       |       |      |      |    |   |       |       |        |       |       |      |      |         |   |       |       |        |       |       |      |      |    |    |       |       |        |       |       |      |      |         |    |        |       |        |       |       |      |      |         |    |        |       |        |       |       |      |      |    |
| 6   | 0.5143740 | 20.58 | -25.42 | 46.00       | 20.36 | 0.12    | 0.10  | Average |      |       |      |       |      |      |       |  |  |     |      |       |      |       |        |      |        |  |  |  |    |      |      |    |    |  |   |           |       |        |       |       |      |      |    |   |           |       |        |       |       |      |      |         |   |           |       |        |       |       |      |      |    |   |           |       |        |       |       |      |      |         |   |           |       |        |       |       |      |      |    |   |           |       |        |       |       |      |      |         |   |       |       |        |       |       |      |      |    |   |       |       |        |       |       |      |      |         |   |       |       |        |       |       |      |      |    |    |       |       |        |       |       |      |      |         |    |        |       |        |       |       |      |      |         |    |        |       |        |       |       |      |      |    |
| 7   | 1.900     | 39.95 | -16.05 | 56.00       | 39.51 | 0.15    | 0.29  | QP      |      |       |      |       |      |      |       |  |  |     |      |       |      |       |        |      |        |  |  |  |    |      |      |    |    |  |   |           |       |        |       |       |      |      |    |   |           |       |        |       |       |      |      |         |   |           |       |        |       |       |      |      |    |   |           |       |        |       |       |      |      |         |   |           |       |        |       |       |      |      |    |   |           |       |        |       |       |      |      |         |   |       |       |        |       |       |      |      |    |   |       |       |        |       |       |      |      |         |   |       |       |        |       |       |      |      |    |    |       |       |        |       |       |      |      |         |    |        |       |        |       |       |      |      |         |    |        |       |        |       |       |      |      |    |
| 8   | 1.900     | 30.42 | -15.58 | 46.00       | 29.98 | 0.15    | 0.29  | Average |      |       |      |       |      |      |       |  |  |     |      |       |      |       |        |      |        |  |  |  |    |      |      |    |    |  |   |           |       |        |       |       |      |      |    |   |           |       |        |       |       |      |      |         |   |           |       |        |       |       |      |      |    |   |           |       |        |       |       |      |      |         |   |           |       |        |       |       |      |      |    |   |           |       |        |       |       |      |      |         |   |       |       |        |       |       |      |      |    |   |       |       |        |       |       |      |      |         |   |       |       |        |       |       |      |      |    |    |       |       |        |       |       |      |      |         |    |        |       |        |       |       |      |      |         |    |        |       |        |       |       |      |      |    |
| 9   | 4.410     | 32.39 | -23.61 | 56.00       | 32.09 | 0.19    | 0.11  | QP      |      |       |      |       |      |      |       |  |  |     |      |       |      |       |        |      |        |  |  |  |    |      |      |    |    |  |   |           |       |        |       |       |      |      |    |   |           |       |        |       |       |      |      |         |   |           |       |        |       |       |      |      |    |   |           |       |        |       |       |      |      |         |   |           |       |        |       |       |      |      |    |   |           |       |        |       |       |      |      |         |   |       |       |        |       |       |      |      |    |   |       |       |        |       |       |      |      |         |   |       |       |        |       |       |      |      |    |    |       |       |        |       |       |      |      |         |    |        |       |        |       |       |      |      |         |    |        |       |        |       |       |      |      |    |
| 10  | 4.410     | 25.86 | -20.14 | 46.00       | 25.56 | 0.19    | 0.11  | Average |      |       |      |       |      |      |       |  |  |     |      |       |      |       |        |      |        |  |  |  |    |      |      |    |    |  |   |           |       |        |       |       |      |      |    |   |           |       |        |       |       |      |      |         |   |           |       |        |       |       |      |      |    |   |           |       |        |       |       |      |      |         |   |           |       |        |       |       |      |      |    |   |           |       |        |       |       |      |      |         |   |       |       |        |       |       |      |      |    |   |       |       |        |       |       |      |      |         |   |       |       |        |       |       |      |      |    |    |       |       |        |       |       |      |      |         |    |        |       |        |       |       |      |      |         |    |        |       |        |       |       |      |      |    |
| 11  | 13.480    | 26.74 | -23.26 | 50.00       | 26.22 | 0.32    | 0.20  | Average |      |       |      |       |      |      |       |  |  |     |      |       |      |       |        |      |        |  |  |  |    |      |      |    |    |  |   |           |       |        |       |       |      |      |    |   |           |       |        |       |       |      |      |         |   |           |       |        |       |       |      |      |    |   |           |       |        |       |       |      |      |         |   |           |       |        |       |       |      |      |    |   |           |       |        |       |       |      |      |         |   |       |       |        |       |       |      |      |    |   |       |       |        |       |       |      |      |         |   |       |       |        |       |       |      |      |    |    |       |       |        |       |       |      |      |         |    |        |       |        |       |       |      |      |         |    |        |       |        |       |       |      |      |    |
| 12  | 13.480    | 32.02 | -27.98 | 60.00       | 31.50 | 0.32    | 0.20  | QP      |      |       |      |       |      |      |       |  |  |     |      |       |      |       |        |      |        |  |  |  |    |      |      |    |    |  |   |           |       |        |       |       |      |      |    |   |           |       |        |       |       |      |      |         |   |           |       |        |       |       |      |      |    |   |           |       |        |       |       |      |      |         |   |           |       |        |       |       |      |      |    |   |           |       |        |       |       |      |      |         |   |       |       |        |       |       |      |      |    |   |       |       |        |       |       |      |      |         |   |       |       |        |       |       |      |      |    |    |       |       |        |       |       |      |      |         |    |        |       |        |       |       |      |      |         |    |        |       |        |       |       |      |      |    |
| Note 1: ">20dB" means emission levels that exceed the level of 20 dB below the applicable limit.<br>Note 2: "N/F" means Nothing Found emissions (No emissions were detected.)   |           |       |        |             |       |         |       |         |      |       |      |       |      |      |       |  |  |     |      |       |      |       |        |      |        |  |  |  |    |      |      |    |    |  |   |           |       |        |       |       |      |      |    |   |           |       |        |       |       |      |      |         |   |           |       |        |       |       |      |      |    |   |           |       |        |       |       |      |      |         |   |           |       |        |       |       |      |      |    |   |           |       |        |       |       |      |      |         |   |       |       |        |       |       |      |      |    |   |       |       |        |       |       |      |      |         |   |       |       |        |       |       |      |      |    |    |       |       |        |       |       |      |      |         |    |        |       |        |       |       |      |      |         |    |        |       |        |       |       |      |      |    |

### AC Power-line Conducted Emissions Result

|                    |          |             |      |
|--------------------|----------|-------------|------|
| Operating Mode     | 1        | Power Phase | Line |
| Operating Function | USB mode |             |      |

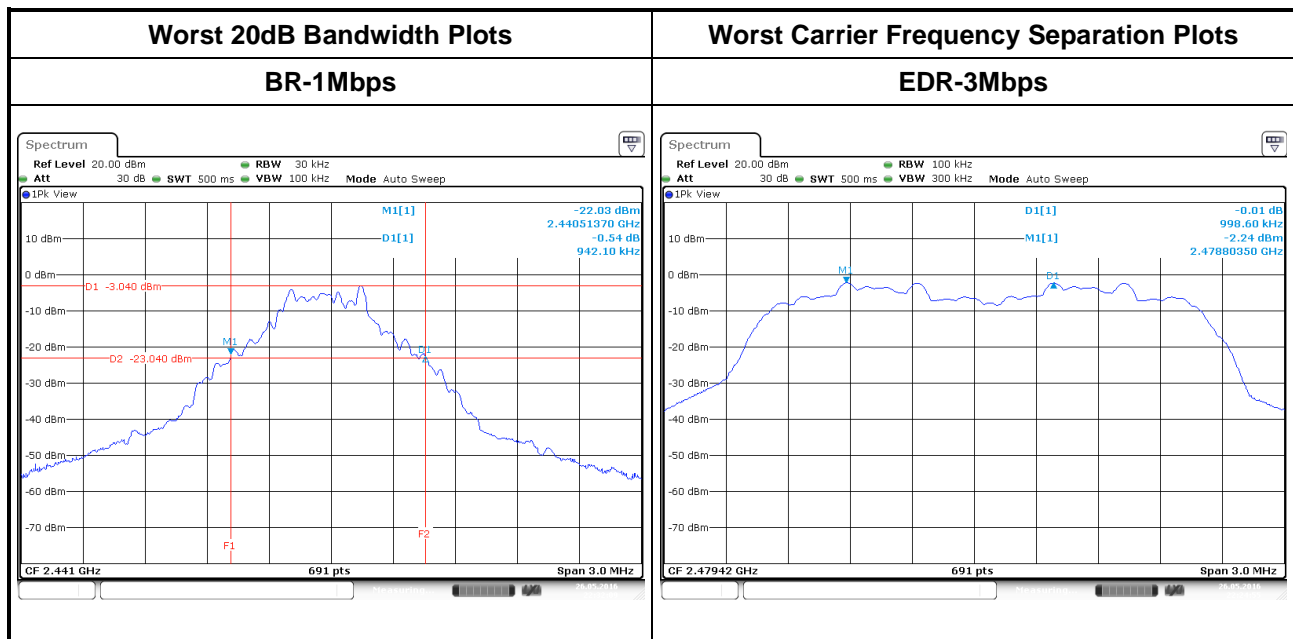


|    | Freq      | Level | Over Limit | Limit Line | Read Level | LISN Factor | Cable Loss | Remark  |
|----|-----------|-------|------------|------------|------------|-------------|------------|---------|
|    | MHz       | dBuV  | dB         | dBuV       | dBuV       | dB          | dB         |         |
| 1  | 0.1834860 | 47.31 | -17.02     | 64.33      | 46.92      | 0.11        | 0.28       | QP      |
| 2  | 0.1834860 | 36.62 | -17.71     | 54.33      | 36.23      | 0.11        | 0.28       | Average |
| 3  | 0.2584240 | 43.86 | -17.62     | 61.48      | 43.52      | 0.11        | 0.23       | QP      |
| 4  | 0.2584240 | 33.41 | -18.07     | 51.48      | 33.07      | 0.11        | 0.23       | Average |
| 5  | 0.3881540 | 35.89 | -22.21     | 58.10      | 35.66      | 0.12        | 0.11       | QP      |
| 6  | 0.3881540 | 25.11 | -22.99     | 48.10      | 24.88      | 0.12        | 0.11       | Average |
| 7  | 2.240     | 36.25 | -19.75     | 56.00      | 35.83      | 0.15        | 0.27       | QP      |
| 8  | 2.240     | 27.50 | -18.50     | 46.00      | 27.08      | 0.15        | 0.27       | Average |
| 9  | 3.780     | 32.26 | -23.74     | 56.00      | 31.97      | 0.17        | 0.12       | QP      |
| 10 | 3.780     | 24.67 | -21.33     | 46.00      | 24.38      | 0.17        | 0.12       | Average |
| 11 | 15.630    | 35.25 | -24.75     | 60.00      | 34.73      | 0.32        | 0.20       | QP      |
| 12 | 15.630    | 29.05 | -20.95     | 50.00      | 28.53      | 0.32        | 0.20       | Average |

Note 1: ">20dB" means emission levels that exceed the level of 20 dB below the applicable limit.  
 Note 2: "N/F" means Nothing Found emissions (No emissions were detected.)

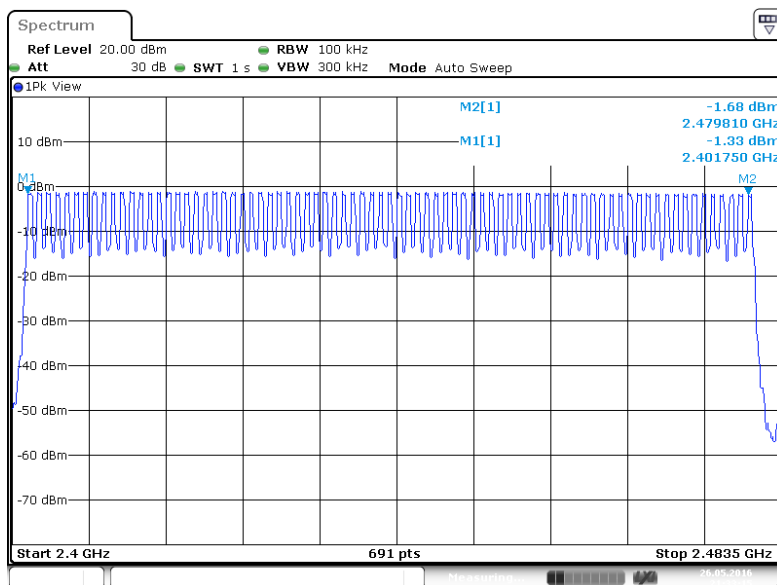
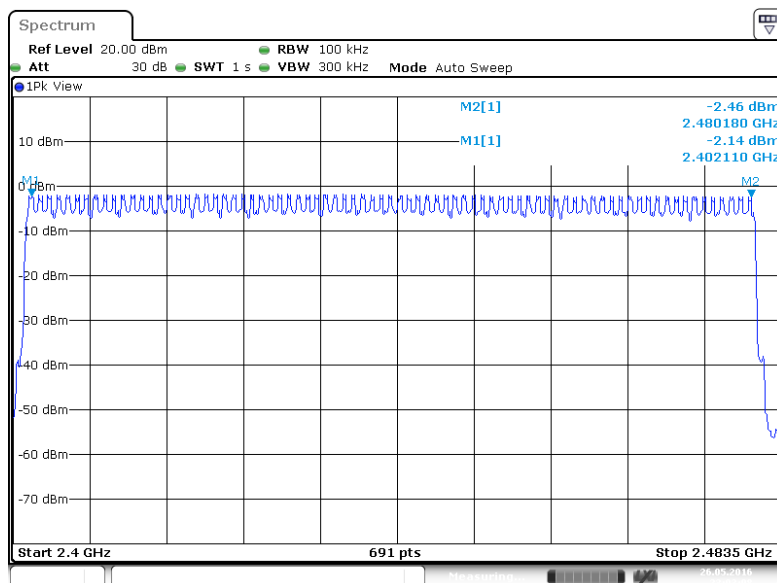
**Test Result of Emission Bandwidth**

| 20dB Bandwidth and Carrier Frequency Separation Result |             |                      |                     |                          |                                 |
|--|-------------|----------------------|---------------------|--------------------------|---------------------------------|
| Modulation Mode  | Freq. (MHz) | 20dB Bandwidth (MHz) | 99% Bandwidth (MHz) | Channel Separation (MHz) | Channel Separation Limits (MHz) |
| BR-1Mbps   | 2402        | 0.9465               | 0.8726              | 0.9986                   | 0.631                           |
| BR-1Mbps   | 2441        | 0.9421               | 0.8769              | 0.9986                   | 0.628                           |
| BR-1Mbps   | 2480        | 0.9508               | 0.8813              | 1.0029                   | 0.634                           |
| EDR-3Mbps  | 2402        | 1.2851               | 1.1635              | 1.0029                   | 0.857                           |
| EDR-3Mbps  | 2441        | 1.2590               | 1.1635              | 1.0029                   | 0.839                           |
| EDR-3Mbps  | 2480        | 1.2851               | 1.1678              | 0.9986                   | 0.857                           |
| <b>Result</b>  |             | <b>Complied</b>      |                     |                          |                                 |



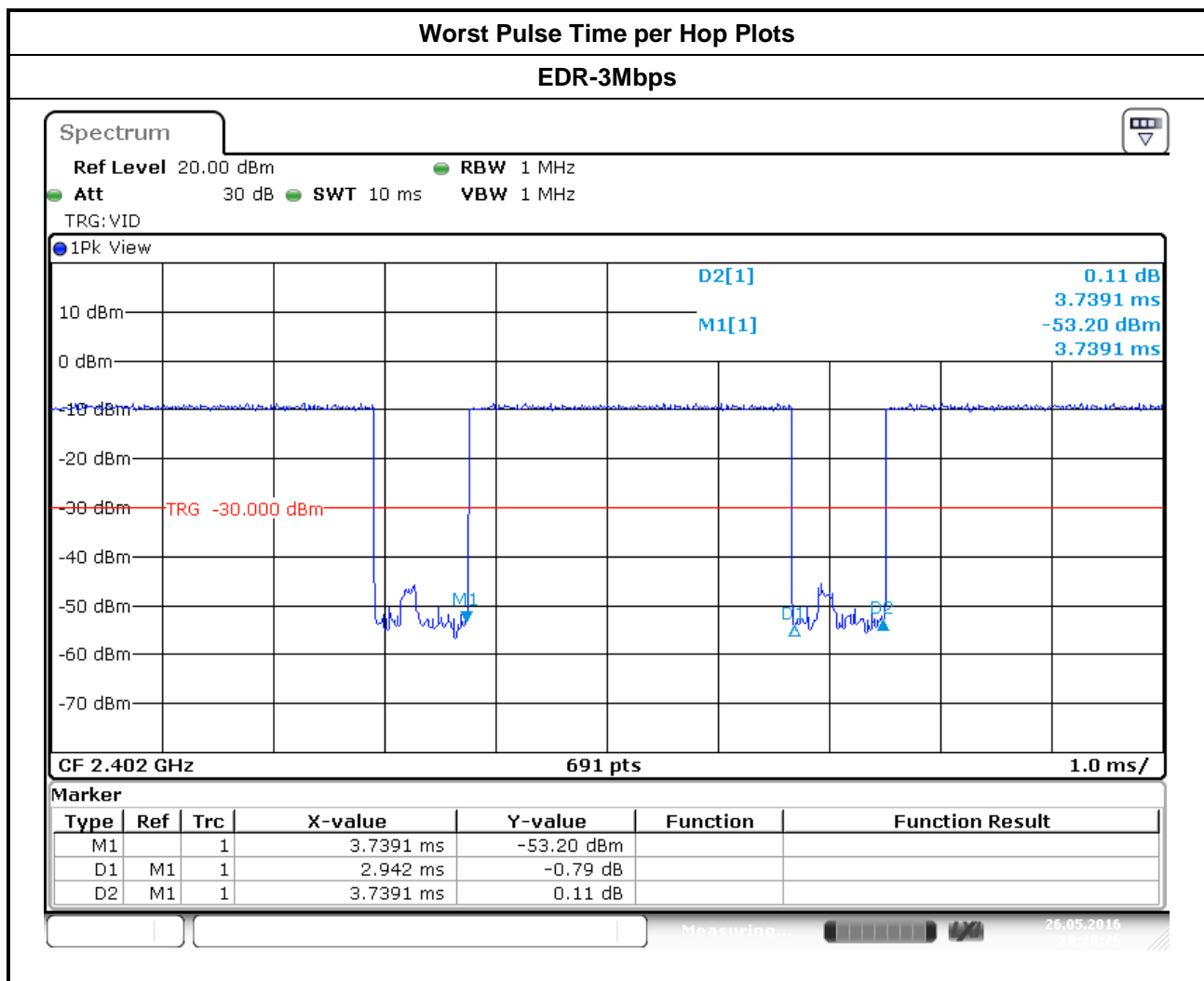
**Test Result of Number of Hopping Frequencies**

| Number of Hopping Frequencies Result |                 |                            |                               |
|--------------------------------------|-----------------|----------------------------|-------------------------------|
| Modulation Mode                      | Freq. (MHz)     | Hopping Channel Number (N) | Hopping Channel Number Limits |
| BR-1Mbps                             | 2402-2480       | 79                         | 15                            |
| EDR-3Mbps                            | 2402-2480       | 79                         | 15                            |
| <b>Result</b>                        | <b>Complied</b> |                            |                               |

**Number of Hopping Frequencies Plots**
**BR-1Mbps**

**EDR-3Mbps**


## Test Result of Time of Occupancy (Dwell Time)

| Time of Occupancy (Dwell Time) Result  |             |                         |                                     |                                       |                       |
|--|-------------|-------------------------|-------------------------------------|---------------------------------------|-----------------------|
| Modulation Mode  | Freq. (MHz) | Pulse Time per Hop (ms) | Number of Pulse in<br>[0.4 x N sec] | Dwell Time in<br>[0.4 x N sec]<br>(s) | Dwell Time Limits (s) |
| BR-1Mbps   | 2402        | 2.93                    | 106.7                               | 0.312                                 | 0.4                   |
| EDR-3Mbps  | 2402        | 2.94                    | 106.7                               | 0.314                                 | 0.4                   |
| Result   |             | Complied                |                                     |                                       |                       |
| Bluetooth ACL packets can be 1, 3, or 5 time slots. The DH1 packet can cover a single time slot. The DH3 packet can cover up to 3 time slots. The DH5 packet can cover up to 5 time slots. Operate DH5 at maximum dwell time and maximum duty cycle. A maximum length packet has duration of 5 time slots. The hopping rate is 1600 hops/second so the maximum dwell time is 5/1600 seconds, or 3.125ms. |             |                         |                                     |                                       |                       |



**Test Result of Maximum Peak Conducted Output Power**

| Maximum Peak Conducted Output Power Result |             |                       |             |                    |            |            |
|--|-------------|-----------------------|-------------|--------------------|------------|------------|
| Condition                                  |             | RF Output Power (dBm) |             |                    |            |            |
| Modulation Mode                            | Freq. (MHz) | RF Output Power       | Power Limit | Antenna Gain (dBi) | EIRP Power | EIRP Limit |
| BR-1Mbps                                   | 2402        | 4.04                  | 21          | 1.60               | 5.64       | 27         |
| BR-1Mbps                                   | 2441        | 4.01                  | 21          | 1.60               | 5.61       | 27         |
| BR-1Mbps                                   | 2480        | 3.51                  | 21          | 1.60               | 5.11       | 27         |
| EDR-3Mbps                                  | 2402        | 5.34                  | 21          | 1.60               | 6.94       | 27         |
| EDR-3Mbps                                  | 2441        | 5.44                  | 21          | 1.60               | 7.04       | 27         |
| EDR-3Mbps                                  | 2480        | 5.01                  | 21          | 1.60               | 6.61       | 27         |
| <b>Result</b>                              |             | <b>Complied</b>       |             |                    |            |            |

**1.1.1 Test Result of Maximum Average Conducted Output Power**

| Maximum Average Conducted Output Power Result |             |                       |                  |                 |                    |            |
|---|-------------|-----------------------|------------------|-----------------|--------------------|------------|
| Condition                                     |             | RF Output Power (dBm) |                  |                 |                    |            |
| Modulation Mode                               | Freq. (MHz) | Average Power         | Duty Factor (dB) | RF Output Power | Antenna Gain (dBi) | EIRP Power |
| BR-1Mbps                                      | 2402        | 2.37                  | 1.06             | 3.43            | 1.60               | 5.03       |
| BR-1Mbps                                      | 2441        | 2.44                  | 1.06             | 3.50            | 1.60               | 5.10       |
| BR-1Mbps                                      | 2480        | 1.90                  | 1.06             | 2.96            | 1.60               | 4.56       |
| EDR-3Mbps                                     | 2402        | 1.59                  | 1.04             | 2.63            | 1.60               | 4.23       |
| EDR-3Mbps                                     | 2441        | 1.66                  | 1.04             | 2.70            | 1.60               | 4.30       |
| EDR-3Mbps                                     | 2480        | 1.12                  | 1.04             | 2.16            | 1.60               | 3.76       |
| <b>Result</b>                                 |             | <b>Complied</b>       |                  |                 |                    |            |

**Test Result of Transmitter Radiated Bandedge Emissions**

| Transmitter Radiated Bandedge Emissions (Non-restricted Band) |                  |                               |             |                                |                |            |      |
|---|------------------|-------------------------------|-------------|--------------------------------|----------------|------------|------|
| Modulation  | Test Freq. (MHz) | In-band PSD [i] (dBuV/100kHz) | Freq. (MHz) | Out-band PSD [o] (dBuV/100kHz) | [i] – [o] (dB) | Limit (dB) | Pol. |
| BR-1Mbps  | 2402             | 99.81                         | 2399.96     | 52.61                          | 47.20          | 20         | H    |
| BR -1Mbps   | 2480             | 100.41                        | 2513.44     | 50.65                          | 49.76          | 20         | H    |
| EDR-2Mbps   | 2402             | 99.71                         | 2399.96     | 52.58                          | 47.13          | 20         | H    |
| EDR-2Mbps   | 2480             | 98.12                         | 2501.60     | 48.75                          | 49.37          | 20         | H    |
| EDR-3Mbps   | 2402             | 99.67                         | 2399.96     | 52.31                          | 47.36          | 20         | H    |
| EDR-3Mbps   | 2480             | 100.30                        | 2528.00     | 49.65                          | 50.65          | 20         | H    |

Note 1: Measurement worst emissions of receive antenna polarization

| Transmitter Radiated Bandedge Emissions (Restricted Band) |             |                      |                |                   |                   |                |                   |                   |      |
|---|-------------|----------------------|----------------|-------------------|-------------------|----------------|-------------------|-------------------|------|
| Modulation Mode   | Freq. (MHz) | Measure Distance (m) | Freq. (MHz) PK | Level (dBuV/m) PK | Limit (dBuV/m) PK | Freq. (MHz) AV | Level (dBuV/m) AV | Limit (dBuV/m) AV | Pol. |
| BR-1Mbps  | 2402        | 3                    | 2387.52        | 59.53             | 74                | 2387.52        | 29.43             | 54                | H    |
| BR -1Mbps   | 2480        | 3                    | 2483.68        | 62.26             | 74                | 2483.68        | 32.16             | 54                | H    |
| EDR-2Mbps   | 2402        | 3                    | 2327.34        | 59.47             | 74                | 2327.34        | 29.37             | 54                | H    |
| EDR-2Mbps   | 2480        | 3                    | 2483.52        | 62.51             | 74                | 2483.52        | 32.41             | 54                | H    |
| EDR-3Mbps   | 2402        | 3                    | 2352.43        | 58.23             | 74                | 2352.43        | 28.13             | 54                | H    |
| EDR-3Mbps   | 2480        | 3                    | 2483.52        | 62.21             | 74                | 2483.52        | 32.11             | 54                | H    |

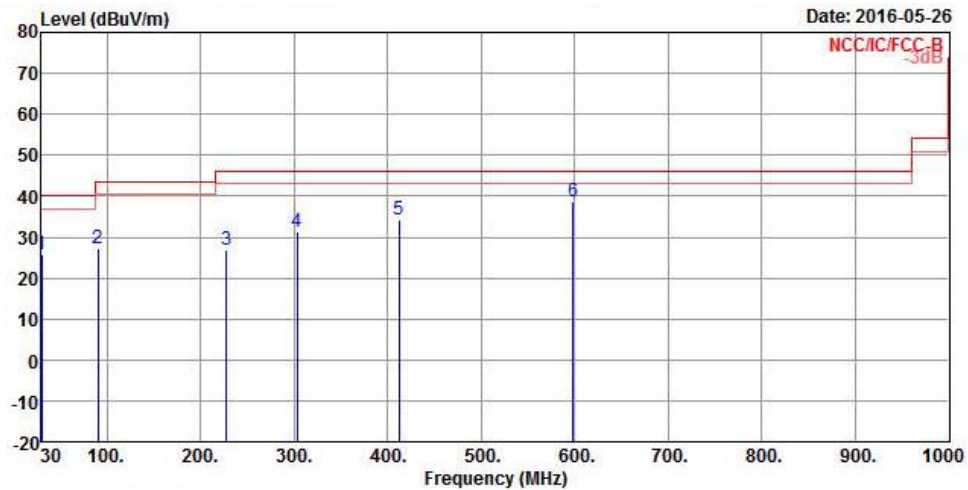
Note 1: Measurement worst emissions of receive antenna polarization.  
 Note 2: Average emission setting: RBW=1MHz; VBW  $\geq 1/T$ , where T is "Pulse On Time", e.g., DH5 VBW $\geq 1/3.125$ ms, VBW=1kHz





**Radiated Unwanted Emissions (Below 1GHz)**

|                    |          |              |   |
|--------------------|----------|--------------|---|
| Operating Mode     | 1        | Polarization | H |
| Operating Function | USB mode |              |   |



|   | Freq    | Level  | Over<br>Limit | Limit<br>Line | ReadAntenna<br>Level | Cable<br>Loss | Preamp<br>Factor | Remark     |
|---|---------|--------|---------------|---------------|----------------------|---------------|------------------|------------|
|   | MHz     | dBuV/m | dB            | dBuV/m        | dBuV                 | dB/m          | dB               | dB         |
| 1 | 30.000  | 25.58  | -14.42        | 40.00         | 25.73                | 26.62         | 0.78             | 27.55 Peak |
| 2 | 90.140  | 27.40  | -16.10        | 43.50         | 38.08                | 15.28         | 1.45             | 27.41 Peak |
| 3 | 227.880 | 26.83  | -19.17        | 46.00         | 34.42                | 16.89         | 2.38             | 26.86 Peak |
| 4 | 303.540 | 31.34  | -14.66        | 46.00         | 35.52                | 19.88         | 2.64             | 26.70 Peak |
| 5 | 412.180 | 34.42  | -11.58        | 46.00         | 35.47                | 22.50         | 3.28             | 26.83 Peak |
| 6 | 598.420 | 38.61  | -7.39         | 46.00         | 37.74                | 24.83         | 4.06             | 28.02 Peak |

Note 1: ">20dB" means spurious emission levels that exceed the level of 20 dB below the applicable limit.  
 Note 2: "N/F" means Nothing Found spurious emissions (No spurious emissions were detected.)  
 Note 3: Measurement receive antenna polarization: H (Horizontal), V (Vertical)

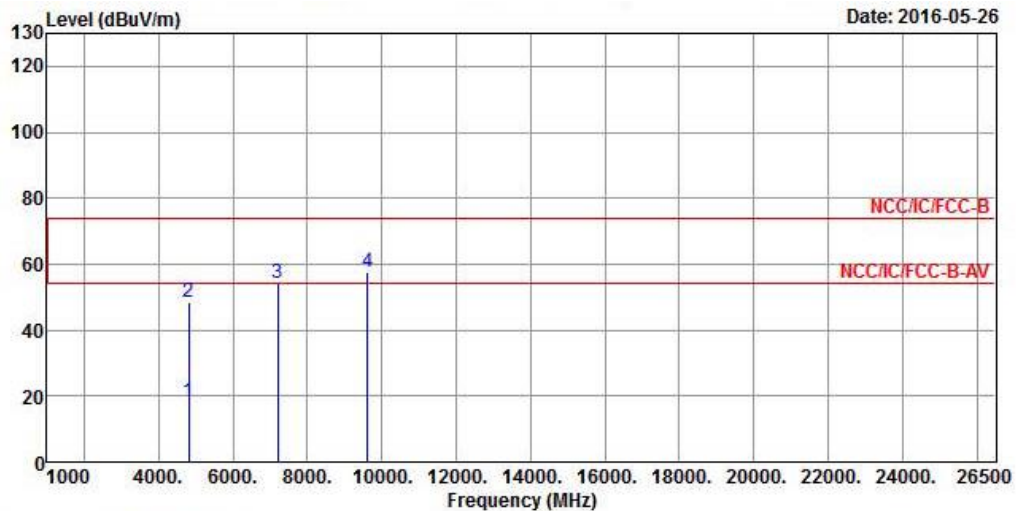
**Transmitter Radiated Unwanted Emissions (Above 1GHz)**

| Transmitter Radiated Unwanted Emissions (Above 1GHz)  |  |          |  |  |                  |  |      |  |  |
|---|--|----------|--|--|------------------|--|------|--|--|
| Modulation Mode   |  | 3M-DH5   |  |  | Test Freq. (MHz) |  | 2402 |  |  |
| Operating Function  |  | Transmit |  |  | Polarization     |  | V    |  |  |
| <div><div><div><div><div>Level (dBuV/m)</div><div><div><div><div><div><div></div><div></div><div></div><div></div><div></div><div></div><div></div><div></div><div></div><div></div><div></div><div></div><div></div><div></div><div></div><div></div><div></div><div></div><div></div><div></div><div></div><div></div><div></div><div></div><div></div><div></div><div></div><div></div><div></div><div></div><div></div><div></div><div></div><div></div><div></div><div></div><div></div><div></div><div></div><div></div><div></div><div></div><div></div><div></div><div></div><div></div><div></div><div></div><div></div><div></div><div></div><div></div><div></div><div></div><div></div><div></div><div></div><div></div><div></div><div></div><div></div><div></div><div></div><div></div><div></div><div></div><div></div><div></div><div></div><div></div><div></div><div></div><div></div><div></div><div></div><div></div><div></div><div></div><div></div><div></div><div></div><div></div><div></div><div></div><div></div><div></div><div></div><div></div><div></div><div></div><div></div><div></div><div></div><div></div><div></div><div></div><div></div><div></div><div></div><div></div><div></div><div></div><div></div><div></div><div></div><div></div><div></div><div></div><div></div><div></div><div></div><div></div><div></div><div></div><div></div><div></div><div></div><div></div><div></div><div></div><div></div><div></div><div></div><div></div><div></div><div></div><div></div><div></div><div></div><div></div><div></div><div></div><div></div><div></div><div></div><div></div><div></div><div></div><div></div><div></div><div></div><div></div><div></div><div></div><div></div><div></div><div></div><div></div><div></div><div></div><div></div><div></div><div></div><div></div><div></div><div></div><div></div><div></div><div></div><div></div><div></div><div></div><div></div><div></div><div></div><div></div><div></div><div></div><div></div><div></div><div></div><div></div><div></div><div></div><div></div><div></div><div></div><div></div><div></div><div></div><div></div><div></div><div></div><div></div><div></div><div></div><div></div><div></div><div></div><div></div><div></div><div></div><div></div><div></div><div></div><div></div><div></div><div></div><div></div><div></div><div></div><div></div><div></div><div></div><div></div><div></div><div></div><div></div><div></div><div></div><div></div><div></div><div></div><div></div><div></div><div></div><div></div><div></div><div></div><div></div><div></div><div></div><div></div><div></div><div></div><div></div><div></div><div></div><div></div><div></div><div></div><div></div><div></div><div></div><div></div><div></div><div></div><div></div><div></div><div></div><div></div><div></div><div></div><div></div><div></div><div></div><div></div><div></div><div></div><div></div><div></div><div></div><div></div><div></div><div></div><div></div><div></div><div></div><div></div><div></div><div></div><div></div><div></div><div></div><div></div><div></div><div></div><div></div><div></div><div></div><div></div><div></div><div></div><div></div><div></div><div></div><div></div><div></div><div></div><div></div><div></div><div></div><div></div><div></div><div></div><div></div><div></div><div></div><div></div><div></div><div></div><div></div><div></div><div></div><div></div><div></div><div></div><div></div><div></div><div></div><div></div><div></div><div></div><div></div><div></div><div></div><div></div><div></div><div></div><div></div><div></div><div></div><div></div><div></div><div></div><div></div><div></div><div></div><div></div><div></div><div></div><div></div><div></div><div></div><div></div><div></div><div></div><div></div><div></div><div></div><div></div><div></div><div></div><div></div><div></div><div></div><div></div><div></div><div></div><div></div><div></div><div></div><div></div><div></div><div></div><div></div><div></div><div></div><div></div><div></div><div></div><div></div><div></div><div></div><div></div><div></div><div></div><div></div><div></div><div></div><div></div><div></div><div></div><div></div><div></div><div></div><div></div><div></div><div></div><div></div><div></div><div></div><div></div><div></div><div></div><div></div><div></div><div></div><div></div><div></div><div></div><div></div><div></div><div></div><div></div><div></div><div></div><div></div><div></div><div></div><div></div><div></div><div></div><div></div><div></div><div></div><div></div><div></div><div></div><div></div><div></div><div></div><div></div><div></div><div></div><div></div><div></div><div></div><div></div><div></div><div></div><div></div><div></div><div></div><div></div><div></div><div></div><div></div><div></div><div></div><div></div><div></div><div></div><div></div><div></div><div></div><div></div><div></div><div></div><div></div><div></div><div></div><div></div><div></div><div></div><div></div><div></div><div></div><div></div><div></div><div></div><div></div><div></div><div></div><div></div><div></div><div></div><div></div><div></div><div></div><div></div><div></div><div></div><div></div><div></div><div></div><div></div><div></div><div></div><div></div><div></div><div></div><div></div><div></div><div></div><div></div><div></div><div></div><div></div><div></div><div></div><div></div><div></div><div></div><div></div><div></div><div></div><div></div><div></div><div></div><div></div><div></div><div></div><div></div><div></div><div></div><div></div><div></div><div></div><div></div><div></div><div></div><div></div><div></div><div></div><div></div><div></div><div></div><div></div><div></div><div></div><div></div><div></div><div></div><div></div><div></div><div></div><div></div><div></div><div></div><div></div><div></div><div></div><div></div><div></div><div></div><div></div><div></div><div></div><div></div><div></div><div></div><div></div><div></div><div></div><div></div><div></div><div></div><div></div><div></div><div></div><div></div><div></div><div></div><div></div><div></div><div></div><div></div><div></div><div></div><div></div><div></div><div></div><div></div><div></div><div></div><div></div><div></div><div></div><div></div><div></div><div></div><div></div><div></div><div></div><div></div><div></div><div></div><div></div><div></div><div></div><div></div><div></div><div></div><div></div><div></div><div></div><div></div><div></div><div></div><div></div><div></div><div></div><div></div><div></div><div></div><div></div><div></div><div></div><div></div><div></div><div></div><div></div><div></div><div></div><div></div><div></div><div></div><div></div><div></div><div></div><div></div><div></div><div></div><div></div><div></div><div></div><div></div><div></div><div></div><div></div><div></div><div></div><div></div><div></div><div></div><div></div><div></div><div></div><div></div><div></div><div></div><div></div><div></div><div></div><div></div><div></div><div></div><div></div><div></div><div></div><div></div><div></div><div></div><div></div><div></div><div></div><div></div><div></div><div></div><div></div><div></div><div></div><div></div><div></div><div></div><div></div><div></div><div></div><div></div><div></div><div></div><div></div><div></div><div></div><div></div><div></div><div></div><div></div><div></div><div></div><div></div><div></div><div></div><div></div><div></div><div></div><div></div><div></div><div></div><div></div><div></div><div></div><div></div><div></div><div></div><div></div><div></div><div></div><div></div><div></div><div></div><div></div><div></div><div></div><div></div><div></div><div></div><div></div><div></div><div></div><div></div><div></div><div></div><div></div><div></div><div></div><div></div><div></div><div></div><div></div><div></div><div></div><div></div><div></div><div></div><div></div><div></div><div></div><div></div><div></div><div></div><div></div><div></div><div></div><div></div><div></div><div></div><div></div><div></div><div></div><div></div><div></div><div></div><div></div><div></div><div></div><div></div><div></div><div></div><div></div><div></div><div></div><div></div><div></div><div></div><div></div><div></div><div></div><div></div><div></div><div></div><div></div><div></div><div></div><div></div><div></div><div></div><div></div><div></div><div></div><div></div><div></div><div></div><div></div><div></div><div></div><div></div><div></div><div></div><div></div><div></div><div></div><div></div><div></div><div></div><div></div><div></div><div></div><div></div><div></div><div></div><div></div><div></div><div></div><div></div><div></div><div></div><div></div><div></div><div></div><div></div><div></div><div></div><div></div><div></div><div></div><div></div><div></div><div></div><div></div><div></div><div></div><div></div><div></div><div></div><div></div><div></div><div></div><div></div><div></div><div></div><div></div><div></div><div></div><div></div><div></div><div></div><div></div><div></div><div></div><div></div><div></div><div></div><div></div><div></div><div></div><div></div><div></div><div></div><div></div><div></div><div></div><div></div><div></div><div></div><div></div><div></div><div></div><div></div><div></div><div></div><div></div><div></div><div></div><div></div><div></div><div></div><div></div><div></div><div></div><div></div><div></div><div></div><div></div><div></div><div></div><div></div><div></div><div></div><div></div><div></div><div></div><div></div><div></div><div></div><div></div><div></div><div></div><div></div><div></div><div></div><div></div><div></div><div></div><div></div><div></div><div></div><div></div><div></div><div></div><div></div><div></div><div></div><div></div><div></div><div></div><div></div><div></div><div></div><div></div><div></div><div></div><div></div><div></div><div></div><div></div><div></div><div></div><div></div><div></div><div></div><div></div><div></div><div></div><div></div><div></div><div></div><div></div><div></div><div></div><div></div><div></div><div></div><div></div><div></div><div></div><div></div><div></div><div></div><div></div><div></div><div></div><div></div><div></div><div></div><div></div><div></div><div></div><div></div><div></div><div></div><div></div><div></div><div></div><div></div><div></div><div></div><div></div><div></div><div></div><div></div><div></div><div></div><div></div><div></div><div></div><div></div><div></div><div></div><div></div><div></div><div></div><div></div><div></div><div></div><div></div><div></div><div></div><div></div><div></div><div></div><div></div><div></div><div></div><div></div><div></div><div></div><div></div><div></div><div></div><div></div><div></div><div></div><div></div><div></div><div></div><div></div><div></div><div></div><div></div><div></div><div></div><div></div><div></div><div></div><div></div><div></div><div></div><div></div><div></div><div></div><div></div><div></div><div></div><div></div><div></div><div></div><div></div><div></div><div></div><div></div><div></div><div></div><div></div><div></div><div></div><div></div><div></div><div></div><div></div><div></div><div></div><div></div><div></div><div></div><div></div><div></div><div></div><div></div><div></div><div></div><div></div><div></div><div></div><div></div><div></div><div></div><div></div><div></div><div></div><div></div><div></div><div></div><div></div><div></div><div></div><div></div><div></div><div></div><div></div><div></div><div></div><div></div><div></div><div></div><div></div><div></div><div></div><div></div><div></div><div></div><div></div><div></div><div></div><div></div><div></div><div></div><div></div><div></div><div></div><div></div><div></div><div></div><div></div><div></div><div></div><div></div><div></div><div></div><div></div><div></div><div></div><div></div><div></div><div></div><div></div><div></div><div></div><div></div><div></div><div></div><div></div><div></div><div></div><div></div><div></div><div></div><div></div><div></div><div></div><div></div><div></div><div></div><div></div><div></div><div></div><div></div><div></div><div></div><div></div><div></div><div></div><div></div><div></div><div></div><div></div><div></div><div></div><div></div><div></div><div></div><div></div><div></div><div></div><div></div><div></div><div></div><div></div><div></div><div></div><div></div><div></div><div></div><div></div><div></div><div></div><div></div><div></div><div></div><div></div><div></div><div></div><div></div><div></div><div></div><div></div><div></div><div></div><div></div><div></div><div></div><div></div><div></div><div></div><div></div><div></div><div></div><div></div><div></div><div></div><div></div><div></div><div></div><div></div><div></div><div></div><div></div><div></div><div></div><div></div><div></div><div></div><div></div><div></div><div></div><div></div><div></div><div></div><div></div><div></div><div></div><div></div><div></div><div></div><div></div><div></div><div></div><div></div><div></div><div></div><div></div><div></div><div></div><div></div><div></div><div></div><div></div><div></div><div></div><div></div><div></div><div></div><div></div><div></div><div></div><div></div><div></div><div></div><div></div><div></div><div></div><div></div><div></div><div></div><div></div><div></div><div></div><div></div><div></div><div></div><div></div><div></div><div></div><div></div><div></div><div></div><div></div><div></div><div></div><div></div><div></div><div></div><div></div><div></div></div></div></div></div></div></div></div></div></div> |  |          |  |  |                  |  |      |  |  |

|   | Freq     | Level  | Over Limit | Limit Line | ReadAntenna Level | Cable Factor | Preamp Loss | Remark        |
|---|----------|--------|------------|------------|-------------------|--------------|-------------|---------------|
|   | MHz      | dBuV/m | dB         | dBuV/m     | dBuV              | dB/m         | dB          | dB            |
| 1 | 4804.000 | 20.79  | -33.21     | 54.00      | 16.85             | 31.13        | 5.36        | 32.55 Average |
| 2 | 4804.000 | 50.89  | -23.11     | 74.00      | 46.95             | 31.13        | 5.36        | 32.55 Peak    |
| 3 | 7206.000 | 54.07  |            |            | 44.21             | 35.59        | 7.04        | 32.77 Peak    |
| 4 | 9608.000 | 57.23  |            |            | 43.44             | 38.72        | 8.29        | 33.22 Peak    |

**Transmitter Radiated Unwanted Emissions (Above 1GHz)**

|                           |          |                         |      |
|---------------------------|----------|-------------------------|------|
| <b>Modulation Mode</b>    | 3M-DH5   | <b>Test Freq. (MHz)</b> | 2402 |
| <b>Operating Function</b> | Transmit | <b>Polarization</b>     | H    |



|   | Freq     | Level  | Over Limit | Limit Line | ReadAntenna Level | Cable Preamp | Loss Factor | Remark        |
|---|----------|--------|------------|------------|-------------------|--------------|-------------|---------------|
|   | MHz      | dBuV/m | dB         | dBuV/m     | dBuV              | dB/m         | dB          | dB            |
| 1 | 4804.000 | 18.29  | -35.71     | 54.00      | 14.35             | 31.13        | 5.36        | 32.55 Average |
| 2 | 4804.000 | 48.39  | -25.61     | 74.00      | 44.45             | 31.13        | 5.36        | 32.55 Peak    |
| 3 | 7206.000 | 54.38  |            |            | 44.52             | 35.59        | 7.04        | 32.77 Peak    |
| 4 | 9608.000 | 57.69  |            |            | 43.90             | 38.72        | 8.29        | 33.22 Peak    |

Note 1: ">20dB" means spurious emission levels that exceed the level of 20 dB below the applicable limit.

Note 2: "N/F" means Nothing Found spurious emissions (No spurious emissions were detected.)

Note 3: Measurement receive antenna polarization: H (Horizontal), V (Vertical)

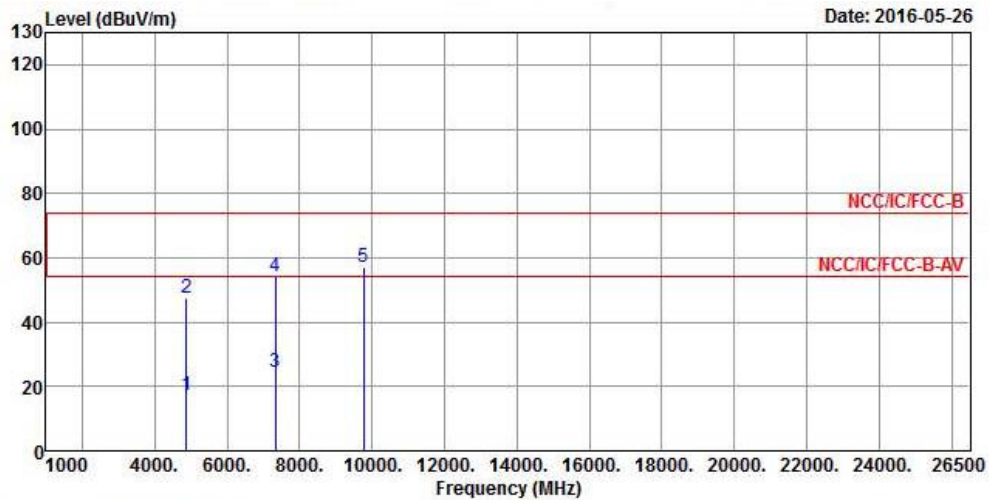
Note 4: For restricted bands, the peak measurement is fully sufficient, as the max field strength as measured with the Peak-Detector meets the AV-Limit so that the AV level does not need to be reported in addition.

Note 5: For un-restricted bands, unwanted emissions shall be attenuated by at least 20 dB relative to the maximum measured in-band level (98.35dBuV/m).

Note 6: No level of unwanted emissions exceeds the level of the fundamental emission.

**Transmitter Radiated Unwanted Emissions (Above 1GHz)**

|                           |          |                         |      |
|---------------------------|----------|-------------------------|------|
| <b>Modulation Mode</b>    | 3M-DH5   | <b>Test Freq. (MHz)</b> | 2441 |
| <b>Operating Function</b> | Transmit | <b>Polarization</b>     | V    |



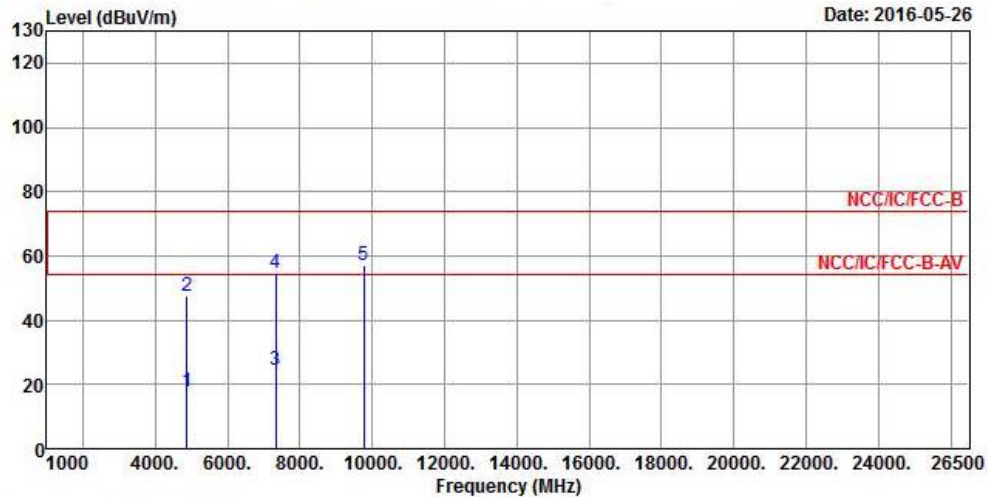
|   | Freq     | Level  | Over   | Limit  | ReadAntenna | Cable | Preamp |               |
|---|----------|--------|--------|--------|-------------|-------|--------|---------------|
|   | MHz      | dBuV/m | Limit  | Line   | Level       | Loss  | Factor | Remark        |
|   |          |        | dB     | dBuV/m | dBuV        | dB/m  | dB     | dB            |
| 1 | 4882.000 | 17.38  | -36.62 | 54.00  | 13.17       | 31.23 | 5.51   | 32.53 Average |
| 2 | 4882.000 | 47.48  | -26.52 | 74.00  | 43.27       | 31.23 | 5.51   | 32.53 Peak    |
| 3 | 7323.000 | 24.28  | -29.72 | 54.00  | 14.19       | 35.88 | 7.02   | 32.81 Average |
| 4 | 7323.000 | 54.38  | -19.62 | 74.00  | 44.29       | 35.88 | 7.02   | 32.81 Peak    |
| 5 | 9764.000 | 57.13  |        |        | 43.40       | 38.75 | 8.19   | 33.21 Peak    |

- Note 1: ">20dB" means spurious emission levels that exceed the level of 20 dB below the applicable limit.  
 Note 2: "N/F" means Nothing Found spurious emissions (No spurious emissions were detected.)  
 Note 3: Measurement receive antenna polarization: H (Horizontal), V (Vertical)  
 Note 4: For restricted bands, the peak measurement is fully sufficient, as the max field strength as measured with the Peak-Detector meets the AV-Limit so that the AV level does not need to be reported in addition.  
 Note 5: For un-restricted bands, unwanted emissions shall be attenuated by at least 20 dB relative to the maximum measured in-band level (101.77 dBuV/m).  
 Note 6: No level of unwanted emissions exceeds the level of the fundamental emission.



### Transmitter Radiated Unwanted Emissions (Above 1GHz)

|                    |          |                  |      |
|--------------------|----------|------------------|------|
| Modulation Mode    | 3M-DH5   | Test Freq. (MHz) | 2441 |
| Operating Function | Transmit | Polarization     | H    |

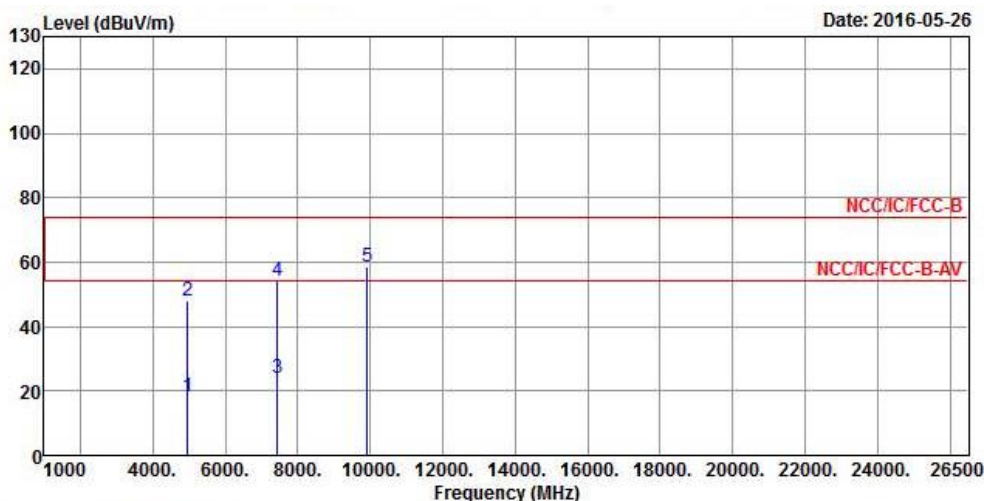


|   | Freq     | Level  | Over Limit | Limit Line | ReadAntenna Level | Antenna Factor | Cable Loss | Preamp Factor | Remark  |
|---|----------|--------|------------|------------|-------------------|----------------|------------|---------------|---------|
|   | MHz      | dBuV/m | dB         | dBuV/m     | dBuV              | dB/m           | dB         | dB            |         |
| 1 | 4882.000 | 17.61  | -36.39     | 54.00      | 13.40             | 31.23          | 5.51       | 32.53         | Average |
| 2 | 4882.000 | 47.71  | -26.29     | 74.00      | 43.50             | 31.23          | 5.51       | 32.53         | Peak    |
| 3 | 7323.000 | 24.69  | -29.31     | 54.00      | 14.60             | 35.88          | 7.02       | 32.81         | Average |
| 4 | 7323.000 | 54.79  | -19.21     | 74.00      | 44.70             | 35.88          | 7.02       | 32.81         | Peak    |
| 5 | 9764.000 | 57.03  |            |            | 43.30             | 38.75          | 8.19       | 33.21         | Peak    |

- Note 1: ">20dB" means spurious emission levels that exceed the level of 20 dB below the applicable limit.
- Note 2: "N/F" means Nothing Found spurious emissions (No spurious emissions were detected.)
- Note 3: Measurement receive antenna polarization: H (Horizontal), V (Vertical)
- Note 4: For restricted bands, the peak measurement is fully sufficient, as the max field strength as measured with the Peak-Detector meets the AV-Limit so that the AV level does not need to be reported in addition.
- Note 5: For un-restricted bands, unwanted emissions shall be attenuated by at least 20 dB relative to the maximum measured in-band level (101.77 dBuV/m).
- Note 6: No level of unwanted emissions exceeds the level of the fundamental emission.

## Transmitter Radiated Unwanted Emissions (Above 1GHz)

|                    |          |                  |      |
|--------------------|----------|------------------|------|
| Modulation Mode    | 3M-DH5   | Test Freq. (MHz) | 2480 |
| Operating Function | Transmit | Polarization     | V    |



|   | Freq     | Level  | Over   | Limit  | ReadAntenna | Cable | Preamp |               |
|---|----------|--------|--------|--------|-------------|-------|--------|---------------|
|   | MHz      | dBuV/m | Limit  | Line   | Level       | Loss  | Factor | Remark        |
|   |          |        | dB     | dBuV/m | dBuV        | dB/m  | dB     | dB            |
| 1 | 4960.000 | 18.04  | -35.96 | 54.00  | 13.56       | 31.34 | 5.66   | 32.52 Average |
| 2 | 4960.000 | 48.14  | -25.86 | 74.00  | 43.66       | 31.34 | 5.66   | 32.52 Peak    |
| 3 | 7440.000 | 24.14  | -29.86 | 54.00  | 13.79       | 36.16 | 7.04   | 32.85 Average |
| 4 | 7440.000 | 54.24  | -19.76 | 74.00  | 43.89       | 36.16 | 7.04   | 32.85 Peak    |
| 5 | 9920.000 | 58.40  |        |        | 44.61       | 38.78 | 8.21   | 33.20 Peak    |

Note 1: ">20dB" means spurious emission levels that exceed the level of 20 dB below the applicable limit.

Note 2: "N/F" means Nothing Found spurious emissions (No spurious emissions were detected.)

Note 3: Measurement receive antenna polarization: H (Horizontal), V (Vertical)

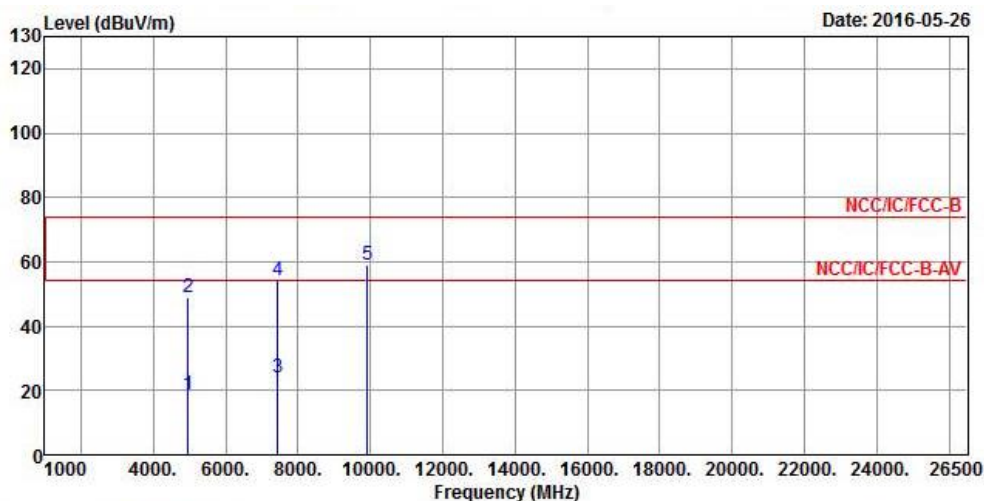
Note 4: For restricted bands, the peak measurement is fully sufficient, as the max field strength as measured with the Peak-Detector meets the AV-Limit so that the AV level does not need to be reported in addition.

Note 5: For un-restricted bands, unwanted emissions shall be attenuated by at least **20** dB relative to the maximum measured in-band level (101.53 dBuV/m).

Note 6: No level of unwanted emissions exceeds the level of the fundamental emission.

**Transmitter Radiated Unwanted Emissions (Above 1GHz)**

|                           |          |                         |      |
|---------------------------|----------|-------------------------|------|
| <b>Modulation Mode</b>    | 3M-DH5   | <b>Test Freq. (MHz)</b> | 2480 |
| <b>Operating Function</b> | Transmit | <b>Polarization</b>     | H    |



|   | Freq     | Level  | Over Limit | Limit Line | ReadAntenna Level | Cable Preamp | Loss Factor | Remark        |
|---|----------|--------|------------|------------|-------------------|--------------|-------------|---------------|
|   | MHz      | dBuV/m | dB         | dBuV/m     | dBuV              | dB/m         | dB          | dB            |
| 1 | 4960.000 | 18.72  | -35.28     | 54.00      | 14.24             | 31.34        | 5.66        | 32.52 Average |
| 2 | 4960.000 | 48.82  | -25.18     | 74.00      | 44.34             | 31.34        | 5.66        | 32.52 Peak    |
| 3 | 7440.000 | 23.90  | -30.10     | 54.00      | 13.55             | 36.16        | 7.04        | 32.85 Average |
| 4 | 7440.000 | 54.00  | -20.00     | 74.00      | 43.65             | 36.16        | 7.04        | 32.85 Peak    |
| 5 | 9920.000 | 59.12  |            |            | 45.33             | 38.78        | 8.21        | 33.20 Peak    |

Note 1: ">20dB" means spurious emission levels that exceed the level of 20 dB below the applicable limit.

Note 2: "N/F" means Nothing Found spurious emissions (No spurious emissions were detected.)

Note 3: Measurement receive antenna polarization: H (Horizontal), V (Vertical)

Note 4: For restricted bands, the peak measurement is fully sufficient, as the max field strength as measured with the Peak-Detector meets the AV-Limit so that the AV level does not need to be reported in addition.

Note 5: For un-restricted bands, unwanted emissions shall be attenuated by at least 20 dB relative to the maximum measured in-band level (101.53dBuV/m).

Note 6: No level of unwanted emissions exceeds the level of the fundamental emission.