


## **Setup Photographs**

### AC Power Line Conducted Emission




### Radiated Spurious Emission Above 1 GHz to 18GHz




## Radiated Band edge and Spurious Emission Above 18 GHz to 40 GHz


Test position, X-axis




Test position, Y-axis



Test position, Z-axis



Radiated Spurious Emission Above 40 GHz



### Radiated Spurious Emission Below 1 GHz



### Radiated Spurious Emission Below 30 MHz

