


Setup Photographs

AC Power Line Conducted Emission




Radiated Band edge and Spurious Emission Above 1 GHz


Test position, X-axis



Test position, Y-axis



Test position, Z-axis



Radiated Spurious Emission Below 1 GHz



Radiated Spurious Emission Below 30 MHz

