

## TEST REPORT

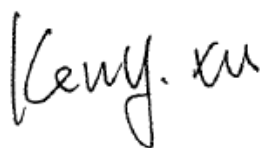
**Application No.:** SZEM2007006292CR  
**Applicant:** Kohler Co.  
**Address of Applicant:** 444 Highland Drive. Kohler, Wisconsin, 53044, United States  
**Manufacturer:** Kohler Co.  
**Address of Manufacturer:** 444 Highland Drive. Kohler, Wisconsin, 53044, United States  
**Factory:**  
 1. Shenzhen 3Nod Digital Technology Co., Ltd.  
 2. Guangxi 3nod Digital Technology Co., Ltd.  
**Address of Factory:**  
 1. 401, ZONE 101A, WORKSHOP 15, ZHONGFU ROAD, TANGXIAYONG COMMUNITY, YANLUOSTREET, BAOAN DISTRICT, SHENZHEN CITY, GUANGDONG PROVINCE, P.R.C.  
 2. B02 Plant Building, 3Nod Smart Industrial Park, Bei Hai Industrial Park, East Jilin Road, North of Longtoujiang Reservoir, Beihai, Guangxi, China

**Equipment Under Test (EUT):**

**EUT Name:** Moxie  
**Model No.:** K-28235-NKA  
**Trade Mark:** KOHLER  
**FCC ID:** N82-KOHLER044  
**Standard(s) :** 47 CFR Part 15, Subpart C 15.247  
**Date of Receipt:** 2020-07-09  
**Date of Test:** 2020-07-17 to 2020-08-03  
**Date of Issue:** 2020-08-17

<b>Test Result:</b>	<b>Pass*</b>
---------------------	--------------

\* In the configuration tested, the EUT complied with the standards specified above.



Keny Xu  
 EMC Laboratory Manager





Unless otherwise agreed in writing, this document is issued by the Company subject to its General Conditions of Service printed overleaf, available on request or accessible at <http://www.sgs.com/en/Terms-and-Conditions.aspx> and, for electronic format documents, subject to Terms and Conditions for Electronic Documents at <http://www.sgs.com/en/Terms-and-Conditions/Terms-e-Documents.aspx>. Attention is drawn to the limitation of liability, indemnification and jurisdiction issues defined therein. Any holder of this document is advised that information contained hereon reflects the Company's findings at the time of its intervention only and within the limits of Client's instructions, if any. The Company's sole responsibility is to its Client and this document does not exonerate parties to a transaction from exercising all their rights and obligations under the transaction documents. This document cannot be reproduced except in full, without prior written approval of the Company. Any unauthorized alteration, forgery or falsification of the content or appearance of this document is unlawful and offenders may be prosecuted to the fullest extent of the law. Unless otherwise stated the results shown in this test report refer only to the sample(s) tested and such sample(s) are retained for 30 days only.  
 Attention: To check the authenticity of testing / inspection report & certificate, please contact us at telephone: (86-755) 8307 1443, or email: [CN.Doccheck@sgs.com](mailto:CN.Doccheck@sgs.com)

SGS-CSTC Standards Technical Services Co., Ltd.  
 Shenzhen Branch EMC Laboratory

No.1 Workshop, M-10, Middle Section, Science & Technology Park, Shenzhen, China 518057 t (86-755) 26012053 f (86-755) 26710594 www.sgsgroup.com.cn  
 中国·深圳·科技园中区M-10栋一号厂房 邮编: 518057 t (86-755) 26012053 f (86-755) 26710594 sgs.china@sgs.com

Revision Record				
Version	Chapter	Date	Modifier	Remark
01		2020-08-17		Original

Authorized for issue by:			
			
		Benson Wang /Project Engineer	
			
		Eric Fu /Reviewer	



Unless otherwise agreed in writing, this document is issued by the Company subject to its General Conditions of Service printed overleaf, available on request or accessible at <http://www.sgs.com/en/Terms-and-Conditions.aspx> and, for electronic format documents, subject to Terms and Conditions for Electronic Documents at <http://www.sgs.com/en/Terms-and-Conditions/Terms-e-Documents.aspx>. Attention is drawn to the limitation of liability, indemnification and jurisdiction issues defined therein. Any holder of this document is advised that information contained hereon reflects the Company's findings at the time of its intervention only and within the limits of Client's instructions, if any. The Company's sole responsibility is to its Client and this document does not exonerate parties to a transaction from exercising all their rights and obligations under the transaction documents. This document cannot be reproduced except in full, without prior written approval of the Company. Any unauthorized alteration, forgery or falsification of the content or appearance of this document is unlawful and offenders may be prosecuted to the fullest extent of the law. Unless otherwise stated the results shown in this test report refer only to the sample(s) tested and such sample(s) are retained for 30 days only.

Attention: To check the authenticity of testing / inspection report & certificate, please contact us at telephone: (86-755) 83071443, or email: [CN.Doccheck@sgs.com](mailto:CN.Doccheck@sgs.com)

## 2 Test Summary

Radio Spectrum Technical Requirement				
Item	Standard	Method	Requirement	Result
Antenna Requirement	47 CFR Part 15, Subpart C 15.247	N/A	47 CFR Part 15, Subpart C 15.203 & 15.247(b)(4)	Pass
Other requirements Frequency Hopping Spread Spectrum System Hopping Sequence	47 CFR Part 15, Subpart C 15.247	N/A	47 CFR Part 15, Subpart C 15.247(a)(1),(g),(h)	Pass

Radio Spectrum Matter Part				
Item	Standard	Method	Requirement	Result
Conducted Emissions at AC Power Line (150kHz-30MHz)	47 CFR Part 15, Subpart C 15.247	ANSI C63.10 (2013) Section 6.2	47 CFR Part 15, Subpart C 15.207	Pass
Conducted Peak Output Power	47 CFR Part 15, Subpart C 15.247	ANSI C63.10 (2013) Section 7.8.5	47 CFR Part 15, Subpart C 15.247(b)(1)	Pass
20dB Bandwidth	47 CFR Part 15, Subpart C 15.247	ANSI C63.10 (2013) Section 7.8.7	47 CFR Part 15, Subpart C 15.247(a)(1)	Pass
Carrier Frequencies Separation	47 CFR Part 15, Subpart C 15.247	ANSI C63.10 (2013) Section 7.8.2	47 CFR Part 15, Subpart C 15.247a(1)	Pass
Hopping Channel Number	47 CFR Part 15, Subpart C 15.247	ANSI C63.10 (2013) Section 7.8.3	47 CFR Part 15, Subpart C 15.247a(1)(iii)	Pass
Dwell Time	47 CFR Part 15, Subpart C 15.247	ANSI C63.10 (2013) Section 7.8.4	47 CFR Part 15, Subpart C 15.247a(1)(iii)	Pass
Conducted Band Edges Measurement	47 CFR Part 15, Subpart C 15.247	ANSI C63.10 (2013) Section 7.8.6	47 CFR Part 15, Subpart C 15.247(d)	Pass
Conducted Spurious Emissions	47 CFR Part 15, Subpart C 15.247	ANSI C63.10 (2013) Section 7.8.8	47 CFR Part 15, Subpart C 15.247(d)	Pass
Radiated Emissions which fall in the restricted bands	47 CFR Part 15, Subpart C 15.247	ANSI C63.10 (2013) Section 6.10.5	47 CFR Part 15, Subpart C 15.205 & 15.209	Pass
Radiated Spurious Emissions	47 CFR Part 15, Subpart C 15.247	ANSI C63.10 (2013) Section 6.4,6.5,6.6	47 CFR Part 15, Subpart C 15.205 & 15.209	Pass

### 3 Contents

	Page
<b>1 COVER PAGE .....</b>	<b>1</b>
<b>2 TEST SUMMARY .....</b>	<b>3</b>
<b>3 CONTENTS .....</b>	<b>4</b>
<b>4 GENERAL INFORMATION .....</b>	<b>6</b>
4.1 DETAILS OF E.U.T. ....	6
4.2 DESCRIPTION OF SUPPORT UNITS .....	6
4.3 MEASUREMENT UNCERTAINTY .....	6
4.4 TEST LOCATION.....	7
4.5 TEST FACILITY.....	7
4.6 DEVIATION FROM STANDARDS.....	7
4.7 ABNORMALITIES FROM STANDARD CONDITIONS .....	7
<b>5 EQUIPMENT LIST .....</b>	<b>8</b>
<b>6 RADIO SPECTRUM TECHNICAL REQUIREMENT .....</b>	<b>13</b>
6.1 ANTENNA REQUIREMENT .....	13
6.1.1 <i>Test Requirement:</i> .....	13
6.1.2 <i>Conclusion</i> .....	13
6.2 OTHER REQUIREMENTS FREQUENCY HOPPING SPREAD SPECTRUM SYSTEM HOPPING SEQUENCE .....	14
6.2.1 <i>Test Requirement:</i> .....	14
6.2.2 <i>Conclusion</i> .....	14
<b>7 RADIO SPECTRUM MATTER TEST RESULTS .....</b>	<b>16</b>
7.1 CONDUCTED EMISSIONS AT AC POWER LINE (150KHZ-30MHZ).....	16
7.1.1 <i>E.U.T. Operation</i> .....	17
7.1.2 <i>Test Setup Diagram</i> .....	17
7.1.3 <i>Measurement Procedure and Data</i> .....	17
7.2 CONDUCTED PEAK OUTPUT POWER.....	20
7.2.1 <i>E.U.T. Operation</i> .....	21
7.2.2 <i>Test Setup Diagram</i> .....	21
7.2.3 <i>Measurement Procedure and Data</i> .....	21
7.3 20DB BANDWIDTH .....	22
7.3.1 <i>E.U.T. Operation</i> .....	22
7.3.2 <i>Test Setup Diagram</i> .....	22
7.3.3 <i>Measurement Procedure and Data</i> .....	22
7.4 CARRIER FREQUENCIES SEPARATION.....	23
7.4.1 <i>E.U.T. Operation</i> .....	23
7.4.2 <i>Test Setup Diagram</i> .....	23
7.4.3 <i>Measurement Procedure and Data</i> .....	23
7.5 HOPPING CHANNEL NUMBER.....	24
7.5.1 <i>E.U.T. Operation</i> .....	24
7.5.2 <i>Test Setup Diagram</i> .....	24
7.5.3 <i>Measurement Procedure and Data</i> .....	24



Unless otherwise agreed in writing, this document is issued by the Company subject to its General Conditions of Service printed overleaf, available on request or accessible at <http://www.sgs.com/en/Terms-and-Conditions.aspx> and, for electronic format documents, subject to Terms and Conditions for Electronic Documents at <http://www.sgs.com/en/Terms-and-Conditions/Terms-e-Documents.aspx>. Attention is drawn to the limitation of liability, indemnification and jurisdiction issues defined therein. Any holder of this document is advised that information contained hereon reflects the Company's findings at the time of its intervention only and within the limits of Client's instructions, if any. The Company's sole responsibility is to its Client and this document does not exonerate parties to a transaction from exercising all their rights and obligations under the transaction documents. This document cannot be reproduced except in full, without prior written approval of the Company. Any unauthorized alteration, forgery or falsification of the content or appearance of this document is unlawful and offenders may be prosecuted to the fullest extent of the law. Unless otherwise stated the results shown in this test report refer only to the sample(s) tested and such sample(s) are retained for 30 days only.

Attention: To check the authenticity of testing/inspection report & certificate, please contact us at telephone: (86-755) 83071443, or email: [CN.Doccheck@sgs.com](mailto:CN.Doccheck@sgs.com)

SGS-CSTC Standards Technical Services Co., Ltd.  
Shenzhen Branch, China, Shenzhen CSTC Laboratory

No.1 Workshop, M-10, Middle Section, Science & Technology Park, Shenzhen, China 518057 t (86-755) 26012053 f (86-755) 26710594 www.sgs.com.cn  
中国·深圳·科技园中区M-10栋一号厂房 邮编: 518057 t (86-755) 26012053 f (86-755) 26710594 sgs.china@sgs.com



7.6	DWELL TIME.....	25
7.6.1	E.U.T. Operation.....	26
7.6.2	Test Setup Diagram.....	26
7.6.3	Measurement Procedure and Data.....	26
7.7	CONDUCTED BAND EDGES MEASUREMENT.....	27
7.7.1	E.U.T. Operation.....	28
7.7.2	Test Setup Diagram.....	28
7.7.3	Measurement Procedure and Data.....	28
7.8	CONDUCTED SPURIOUS EMISSIONS.....	29
7.8.1	E.U.T. Operation.....	30
7.8.2	Test Setup Diagram.....	30
7.8.3	Measurement Procedure and Data.....	30
7.9	RADIATED EMISSIONS WHICH FALL IN THE RESTRICTED BANDS.....	31
7.9.1	E.U.T. Operation.....	32
7.9.2	Test Setup Diagram.....	32
7.9.3	Measurement Procedure and Data.....	33
7.10	RADIATED SPURIOUS EMISSIONS.....	38
7.10.1	E.U.T. Operation.....	39
7.10.2	Test Setup Diagram.....	39
7.10.3	Measurement Procedure and Data.....	40
8	PHOTOGRAPHS.....	50
8.1	TEST SETUP.....	50
8.2	EUT CONSTRUCTIONAL DETAILS (EUT PHOTOS).....	50
9	APPENDIX.....	51
9.1	APPENDIX 15.247.....	51-91



Unless otherwise agreed in writing, this document is issued by the Company subject to its General Conditions of Service printed overleaf, available on request or accessible at <http://www.sgs.com/en/Terms-and-Conditions.aspx> and, for electronic format documents, subject to Terms and Conditions for Electronic Documents at <http://www.sgs.com/en/Terms-and-Conditions/Terms-e-Documents.aspx>. Attention is drawn to the limitation of liability, indemnification and jurisdiction issues defined therein. Any holder of this document is advised that information contained hereon reflects the Company's findings at the time of its intervention only and within the limits of Client's instructions, if any. The Company's sole responsibility is to its Client and this document does not exonerate parties to a transaction from exercising all their rights and obligations under the transaction documents. This document cannot be reproduced except in full, without prior written approval of the Company. Any unauthorized alteration, forgery or falsification of the content or appearance of this document is unlawful and offenders may be prosecuted to the fullest extent of the law. Unless otherwise stated the results shown in this test report refer only to the sample(s) tested and such sample(s) are retained for 30 days only.

Attention: To check the authenticity of testing/inspection report & certificate, please contact us at telephone: (86-755) 83071443, or email: [CN.Doccheck@sgs.com](mailto:CN.Doccheck@sgs.com)

SGS-CSTC Standards Technical Services Co., Ltd.  
Shenzhen Branch

No.1 Workshop, M-10, Middle Section, Science & Technology Park, Shenzhen, China 518057 t (86-755) 26012053 f (86-755) 26710594 www.sgsgroup.com.cn  
中国·深圳·科技园中区M-10栋一号厂房 邮编: 518057 t (86-755) 26012053 f (86-755) 26710594 sgs.china@sgs.com

## 4 General Information

### 4.1 Details of E.U.T.

Power Supply:	Charging base Powered by DC 5V 2A Lithium Ion Battery: 3.7V 3800mAh (Charged by charging base)
Cable:	USB cable: 109cm unshielded
Operation Frequency:	2402MHz to 2480MHz
Spectrum Spread Technology:	Frequency Hopping Spread Spectrum(FHSS)
Bluetooth Version:	V5.0 Dual mode
Modulation Type:	GFSK, $\pi/4$ DQPSK, 8DPSK
Number of Channels:	79
Channel Spacing:	1MHz
Antenna Type:	Integral Antenna
Antenna Gain:	2.27dBi

### 4.2 Description of Support Units

Description	Manufacturer	Model No.	Serial No.
Adapter	SAMSUNG	EP-TA200	R37J8YA7W71DK3

### 4.3 Measurement Uncertainty

Item	Measurement Uncertainty
Radio Frequency	$\pm 7.25 \times 10^{-8}$
Duty cycle	$\pm 0.37\%$
Conduction emission	$\pm 3.0\text{dB}$ (150kHz to 30MHz)
RF conducted power	$\pm 0.75\text{dB}$
Conducted Spurious emissions	$\pm 0.75\text{dB}$
RF Radiated power	$\pm 4.5\text{dB}$ (Below 1GHz)
	$\pm 4.8\text{dB}$ (Above 1GHz)
Radiated Spurious emission test	$\pm 4.5\text{dB}$ (Below 1GHz)
	$\pm 4.8\text{dB}$ (Above 1GHz)
Temperature test	$\pm 1^\circ\text{C}$
Humidity test	$\pm 3\%$
Supply voltages	$\pm 1\%$
Time	$\pm 3\%$

#### 4.4 Test Location

All tests were performed at:

SGS-CSTC Standards Technical Services Co., Ltd., Shenzhen Branch

No. 1 Workshop, M-10, Middle Section, Science & Technology Park, Shenzhen, Guangdong, China. 518057.

Tel: +86 755 2601 2053 Fax: +86 755 2671 0594

No tests were sub-contracted.

#### 4.5 Test Facility

The test facility is recognized, certified, or accredited by the following organizations:

- **A2LA (Certificate No. 3816.01)**

SGS-CSTC Standards Technical Services Co., Ltd., Shenzhen EMC Laboratory is accredited by the American Association for Laboratory Accreditation(A2LA). Certificate No. 3816.01.

- **VCCI**

The 3m Fully-anechoic chamber for above 1GHz, 10m Semi-anechoic chamber for below 1GHz, Shielded Room for Mains Port Conducted Interference Measurement and Telecommunication Port Conducted Interference Measurement of SGS-CSTC Standards Technical Services Co., Ltd. have been registered in accordance with the Regulations for Voluntary Control Measures with Registration No.: G-20026, R-14188, C-12383 and T-11153 respectively.

- **FCC –Designation Number: CN1178**

SGS-CSTC Standards Technical Services Co., Ltd., Shenzhen EMC Laboratory has been recognized as an accredited testing laboratory.

Designation Number: CN1178. Test Firm Registration Number: 406779.

- **Innovation, Science and Economic Development Canada**

SGS-CSTC Standards Technical Services Co., Ltd., Shenzhen EMC Laboratory has been recognized by ISED as an accredited testing laboratory.

CAB identifier: CN0006.

IC#: 4620C.

#### 4.6 Deviation from Standards

None

#### 4.7 Abnormalities from Standard Conditions

None



Unless otherwise agreed in writing, this document is issued by the Company subject to its General Conditions of Service printed overleaf, available on request or accessible at <http://www.sgs.com/en/Terms-and-Conditions.aspx> and, for electronic format documents, subject to Terms and Conditions for Electronic Documents at <http://www.sgs.com/en/Terms-and-Conditions/Terms-e-Documents.aspx>. Attention is drawn to the limitation of liability, indemnification and jurisdiction issues defined therein. Any holder of this document is advised that information contained hereon reflects the Company's findings at the time of its intervention only and within the limits of Client's instructions, if any. The Company's sole responsibility is to its Client and this document does not exonerate parties to a transaction from exercising all their rights and obligations under the transaction documents. This document cannot be reproduced except in full, without prior written approval of the Company. Any unauthorized alteration, forgery or falsification of the content or appearance of this document is unlawful and offenders may be prosecuted to the fullest extent of the law. Unless otherwise stated the results shown in this test report refer only to the sample(s) tested and such sample(s) are retained for 30 days only.

Attention: To check the authenticity of testing/inspection report & certificate, please contact us at telephone: (86-755) 83071443, or email: [CN.Doccheck@sgs.com](mailto:CN.Doccheck@sgs.com)

SGS-CSTC Standards Technical Services Co., Ltd.  
Shenzhen Branch, Shenzhen EMC Laboratory

No.1 Workshop, M-10, Middle Section, Science & Technology Park, Shenzhen, China 518057 t (86-755) 26012053 f (86-755) 26710594 www.sgs.com.cn  
中国·深圳·科技园中区M-10栋一号厂房 邮编: 518057 t (86-755) 26012053 f (86-755) 26710594 sgs.china@sgs.com

## 5 Equipment List

Conducted Emissions at AC Power Line (150kHz-30MHz)					
Equipment	Manufacturer	Model No	Inventory No	Cal Date	Cal Due Date
Shielding Room	ZhongYu Electron	GB-88	SEM001-06	2019-06-13	2022-06-12
Measurement Software	AUDIX	e3 V8.2014-6-27	N/A	N/A	N/A
Coaxial Cable	SGS	N/A	SEM024-01	2020-07-10	2021-07-09
LISN	Rohde & Schwarz	ENV216	SEM007-01	2019-09-24	2020-09-23
LISN	ETS-LINDGREN	3816/2	SEM007-02	2020-04-01	2021-03-31
EMI Test Receiver	Rohde & Schwarz	ESCI	SEM004-02	2020-03-24	2021-03-23

Conducted Peak Output Power					
Equipment	Manufacturer	Model No	Inventory No	Cal Date	Cal Due Date
Shielding Room	SAEMC	MSR733	SEM001-09	2019-06-13	2022-06-12
DC Power Supply	Rohde & Schwarz	NGSM 32/10	SEM011-04	2020-03-24	2021-03-23
Spectrum Analyzer	Rohde & Schwarz	FSP	SEM004-06	2019-09-24	2020-09-23
Measurement Software	TST	TST PASS V1.0.5	N/A	N/A	N/A
Coaxial Cable	SGS	N/A	SEM031-02	2020-07-10	2021-07-09
Attenuator	Huber+Suhner	6620_SMA-50-1	SEM021-09	N/A	N/A
Signal Generator	KEYSIGHT	N5173B	SEM006-05	2019-09-24	2020-09-23
Power Meter	Rohde & Schwarz	NRVS	SEM014-02	2019-09-24	2020-09-23
Electric and Magnetic Field Analyzer	Narda	EHP-50F	SEM022-05	2019-11-28	2020-11-27

20dB Bandwidth					
Equipment	Manufacturer	Model No	Inventory No	Cal Date	Cal Due Date
Shielding Room	SAEMC	MSR733	SEM001-09	2019-06-13	2022-06-12
DC Power Supply	Rohde & Schwarz	NGSM 32/10	SEM011-04	2020-03-24	2021-03-23
Spectrum Analyzer	Rohde & Schwarz	FSP	SEM004-06	2019-09-24	2020-09-23
Measurement Software	TST	TST PASS V1.0.5	N/A	N/A	N/A
Coaxial Cable	SGS	N/A	SEM031-02	2020-07-10	2021-07-09
Attenuator	Huber+Suhner	6620_SMA-50-1	SEM021-09	N/A	N/A
Signal Generator	KEYSIGHT	N5173B	SEM006-05	2019-09-24	2020-09-23
Power Meter	Rohde & Schwarz	NRVS	SEM014-02	2019-09-24	2020-09-23
Electric and Magnetic Field Analyzer	Narda	EHP-50F	SEM022-05	2019-11-28	2020-11-27



Unless otherwise agreed in writing, this document is issued by the Company subject to its General Conditions of Service printed overleaf, available on request or accessible at <http://www.sgs.com/en/Terms-and-Conditions.aspx> and, for electronic format documents, subject to Terms and Conditions for Electronic Documents at <http://www.sgs.com/en/Terms-and-Conditions/Terms-e-Documents.aspx>. Attention is drawn to the limitation of liability, indemnification and jurisdiction issues defined therein. Any holder of this document is advised that information contained hereon reflects the Company's findings at the time of its intervention only and within the limits of Client's instructions, if any. The Company's sole responsibility is to its Client and this document does not exonerate parties to a transaction from exercising all their rights and obligations under the transaction documents. This document cannot be reproduced except in full, without prior written approval of the Company. Any unauthorized alteration, forgery or falsification of the content or appearance of this document is unlawful and offenders may be prosecuted to the fullest extent of the law. Unless otherwise stated the results shown in this test report refer only to the sample(s) tested and such sample(s) are retained for 30 days only.

Attention: To check the authenticity of testing/inspection report & certificate, please contact us at telephone: (86-755) 83071443, or email: [CN.Doccheck@sgs.com](mailto:CN.Doccheck@sgs.com)

SGS-CSTC Standards Technical Services Co., Ltd.  
Shenzhen Branch, CSTC Laboratory

No.1 Workshop, M-10, Middle Section, Science & Technology Park, Shenzhen, China 518057 t (86-755) 26012053 f (86-755) 26710594 www.sgs.com.cn  
中国·深圳·科技园中区M-10栋一号厂房 邮编: 518057 t (86-755) 26012053 f (86-755) 26710594 sgs.china@sgs.com



Carrier Frequencies Separation					
Equipment	Manufacturer	Model No	Inventory No	Cal Date	Cal Due Date
Shielding Room	SAEMC	MSR733	SEM001-09	2019-06-13	2022-06-12
DC Power Supply	Rohde & Schwarz	NGSM 32/10	SEM011-04	2020-03-24	2021-03-23
Spectrum Analyzer	Rohde & Schwarz	FSP	SEM004-06	2019-09-24	2020-09-23
Measurement Software	TST	TST PASS V1.0.5	N/A	N/A	N/A
Coaxial Cable	SGS	N/A	SEM031-02	2020-07-10	2021-07-09
Attenuator	Huber+Suhner	6620_SMA-50-1	SEM021-09	N/A	N/A
Signal Generator	KEYSIGHT	N5173B	SEM006-05	2019-09-24	2020-09-23
Power Meter	Rohde & Schwarz	NRVS	SEM014-02	2019-09-24	2020-09-23
Electric and Magnetic Field Analyzer	Narda	EHP-50F	SEM022-05	2019-11-28	2020-11-27

Hopping Channel Number					
Equipment	Manufacturer	Model No	Inventory No	Cal Date	Cal Due Date
Shielding Room	SAEMC	MSR733	SEM001-09	2019-06-13	2022-06-12
DC Power Supply	Rohde & Schwarz	NGSM 32/10	SEM011-04	2020-03-24	2021-03-23
Spectrum Analyzer	Rohde & Schwarz	FSP	SEM004-06	2019-09-24	2020-09-23
Measurement Software	TST	TST PASS V1.0.5	N/A	N/A	N/A
Coaxial Cable	SGS	N/A	SEM031-02	2020-07-10	2021-07-09
Attenuator	Huber+Suhner	6620_SMA-50-1	SEM021-09	N/A	N/A
Signal Generator	KEYSIGHT	N5173B	SEM006-05	2019-09-24	2020-09-23
Power Meter	Rohde & Schwarz	NRVS	SEM014-02	2019-09-24	2020-09-23
Electric and Magnetic Field Analyzer	Narda	EHP-50F	SEM022-05	2019-11-28	2020-11-27

Dwell Time					
Equipment	Manufacturer	Model No	Inventory No	Cal Date	Cal Due Date
Shielding Room	SAEMC	MSR733	SEM001-09	2019-06-13	2022-06-12
DC Power Supply	Rohde & Schwarz	NGSM 32/10	SEM011-04	2020-03-24	2021-03-23
Spectrum Analyzer	Rohde & Schwarz	FSP	SEM004-06	2019-09-24	2020-09-23
Measurement Software	TST	TST PASS V1.0.5	N/A	N/A	N/A
Coaxial Cable	SGS	N/A	SEM031-02	2020-07-10	2021-07-09
Attenuator	Huber+Suhner	6620_SMA-50-1	SEM021-09	N/A	N/A
Signal Generator	KEYSIGHT	N5173B	SEM006-05	2019-09-24	2020-09-23
Power Meter	Rohde & Schwarz	NRVS	SEM014-02	2019-09-24	2020-09-23



Unless otherwise agreed in writing, this document is issued by the Company subject to its General Conditions of Service printed overleaf, available on request or accessible at <http://www.sgs.com/en/Terms-and-Conditions.aspx> and, for electronic format documents, subject to Terms and Conditions for Electronic Documents at <http://www.sgs.com/en/Terms-and-Conditions/Terms-e-Documents.aspx>. Attention is drawn to the limitation of liability, indemnification and jurisdiction issues defined therein. Any holder of this document is advised that information contained hereon reflects the Company's findings at the time of its intervention only and within the limits of Client's instructions, if any. The Company's sole responsibility is to its Client and this document does not exonerate parties to a transaction from exercising all their rights and obligations under the transaction documents. This document cannot be reproduced except in full, without prior written approval of the Company. Any unauthorized alteration, forgery or falsification of the content or appearance of this document is unlawful and offenders may be prosecuted to the fullest extent of the law. Unless otherwise stated the results shown in this test report refer only to the sample(s) tested and such sample(s) are retained for 30 days only.

Attention: To check the authenticity of testing / inspection report & certificate, please contact us at telephone: (86-755) 83071443, or email: [CN.Doccheck@sgs.com](mailto:CN.Doccheck@sgs.com)

SGS-CSTC Standards Technical Services Co., Ltd.  
Shenzhen Branch / 深圳分公司 / SGS-CSTC Laboratory

No.1 Workshop, M-10, Middle Section, Science & Technology Park, Shenzhen, China 518057 t (86-755) 26012053 f (86-755) 26710594 www.sgsgroup.com.cn  
中国·深圳·科技园中区M-10栋一号厂房 邮编: 518057 t (86-755) 26012053 f (86-755) 26710594 sgs.china@sgs.com

Electric and Magnetic Field Analyzer	Narda	EHP-50F	SEM022-05	2019-11-28	2020-11-27
--------------------------------------	-------	---------	-----------	------------	------------

Conducted Band Edges Measurement					
Equipment	Manufacturer	Model No	Inventory No	Cal Date	Cal Due Date
Shielding Room	SAEMC	MSR733	SEM001-09	2019-06-13	2022-06-12
DC Power Supply	Rohde & Schwarz	NGSM 32/10	SEM011-04	2020-03-24	2021-03-23
Spectrum Analyzer	Rohde & Schwarz	FSP	SEM004-06	2019-09-24	2020-09-23
Measurement Software	TST	TST PASS V1.0.5	N/A	N/A	N/A
Coaxial Cable	SGS	N/A	SEM031-02	2020-07-10	2021-07-09
Attenuator	Huber+Suhner	6620_SMA-50-1	SEM021-09	N/A	N/A
Signal Generator	KEYSIGHT	N5173B	SEM006-05	2019-09-24	2020-09-23
Power Meter	Rohde & Schwarz	NRVS	SEM014-02	2019-09-24	2020-09-23
Electric and Magnetic Field Analyzer	Narda	EHP-50F	SEM022-05	2019-11-28	2020-11-27

Conducted Spurious Emissions					
Equipment	Manufacturer	Model No	Inventory No	Cal Date	Cal Due Date
Shielding Room	SAEMC	MSR733	SEM001-09	2019-06-13	2022-06-12
DC Power Supply	Rohde & Schwarz	NGSM 32/10	SEM011-04	2020-03-24	2021-03-23
Spectrum Analyzer	Rohde & Schwarz	FSP	SEM004-06	2019-09-24	2020-09-23
Measurement Software	TST	TST PASS V1.0.5	N/A	N/A	N/A
Coaxial Cable	SGS	N/A	SEM031-02	2020-07-10	2021-07-09
Attenuator	Huber+Suhner	6620_SMA-50-1	SEM021-09	N/A	N/A
Signal Generator	KEYSIGHT	N5173B	SEM006-05	2019-09-24	2020-09-23
Power Meter	Rohde & Schwarz	NRVS	SEM014-02	2019-09-24	2020-09-23
Electric and Magnetic Field Analyzer	Narda	EHP-50F	SEM022-05	2019-11-28	2020-11-27

Radiated Emissions which fall in the restricted bands					
Equipment	Manufacturer	Model No	Inventory No	Cal Date	Cal Due Date
3m Semi-Anechoic Chamber	AUDIX	N/A	SEM001-02	2018-03-13	2021-03-12
Measurement Software	AUDIX	e3 V8.2014-6-27	N/A	N/A	N/A
Coaxial Cable	SGS	N/A	SEM026-01	2020-07-10	2021-07-09
EXA Spectrum Analyzer	Agilent Technologies Inc	N9010A	SEM004-12	2020-04-09	2021-04-08
Horn Antenna	Rohde & Schwarz	HF907	SEM003-07	2018-04-13	2021-04-12



Unless otherwise agreed in writing, this document is issued by the Company subject to its General Conditions of Service printed overleaf, available on request or accessible at <http://www.sgs.com/en/Terms-and-Conditions.aspx> and, for electronic format documents, subject to Terms and Conditions for Electronic Documents at <http://www.sgs.com/en/Terms-and-Conditions/Terms-e-Documents.aspx>. Attention is drawn to the limitation of liability, indemnification and jurisdiction issues defined therein. Any holder of this document is advised that information contained hereon reflects the Company's findings at the time of its intervention only and within the limits of Client's instructions, if any. The Company's sole responsibility is to its Client and this document does not exonerate parties to a transaction from exercising all their rights and obligations under the transaction documents. This document cannot be reproduced except in full, without prior written approval of the Company. Any unauthorized alteration, forgery or falsification of the content or appearance of this document is unlawful and offenders may be prosecuted to the fullest extent of the law. Unless otherwise stated the results shown in this test report refer only to the sample(s) tested and such sample(s) are retained for 30 days only.

Attention: To check the authenticity of testing/inspection report & certificate, please contact us at telephone: (86-755) 83071443, or email: [CN.Doccheck@sgs.com](mailto:CN.Doccheck@sgs.com)

SGS-CSTC Standards Technical Services Co., Ltd.  
Shenzhen Branch, China, Shenzhen EMC Laboratory

No. 1 Workshop, M-10, Middle Section, Science & Technology Park, Shenzhen, China 518057 t (86-755) 26012053 f (86-755) 26710594 www.sgs.com.cn  
中国·深圳·科技园中区M-10栋一号厂房 邮编: 518057 t (86-755) 26012053 f (86-755) 26710594 sgs.china@sgs.com

Horn Antenna	Schwarzbeck	BBHA 9170	SEM003-15	2017-10-17	2020-10-16
Pre-Amplifier	Compliance Directions Systems Inc.	PAP-0126	SEM004-11	2019-09-24	2020-09-23
Pre-amplifier	Rohde & Schwarz	CH14-H052	SEM005-17	2020-04-01	2021-03-31
Pre-amplifier	Compliance Directions Systems Inc.	PAP-2640-50	SEM005-08	2020-04-01	2021-03-31
DC Power Supply	Zhao Xin	KXN-6020D	SEM011-08	2019-09-24	2020-09-23
Active Loop Antenna	ETS-Lindgren	6502	SEM003-08	2017-08-22	2020-08-21

### Radiated Spurious Emissions

Equipment	Manufacturer	Model No	Inventory No	Cal Date	Cal Due Date
3m Semi-Anechoic Chamber	AUDIX	N/A	SEM001-02	2018-03-13	2021-03-12
Measurement Software	AUDIX	e3 V8.2014-6-27	N/A	N/A	N/A
Coaxial Cable	SGS	N/A	SEM026-01	2020-07-10	2021-07-09
EXA Spectrum Analyzer	AgilentTechnologies Inc	N9010A	SEM004-12	2020-04-09	2021-04-08
Horn Antenna	Rohde & Schwarz	HF907	SEM003-07	2018-04-13	2021-04-12
Horn Antenna	Schwarzbeck	BBHA 9170	SEM003-15	2017-10-17	2020-10-16
Pre-Amplifier	Compliance Directions Systems Inc.	PAP-0126	SEM004-11	2019-09-24	2020-09-23
Pre-amplifier	Rohde & Schwarz	CH14-H052	SEM005-17	2020-04-01	2021-03-31
Pre-amplifier	Compliance Directions Systems Inc.	PAP-2640-50	SEM005-08	2020-04-01	2021-03-31
DC Power Supply	Zhao Xin	KXN-6020D	SEM011-08	2019-09-24	2020-09-23
Active Loop Antenna	ETS-Lindgren	6502	SEM003-08	2017-08-22	2020-08-21

### Radiated Emissions

Equipment	Manufacturer	Model No	Inventory No	Cal Date	Cal Due Date
10m Semi-Anechoic Chamber	SAEMC	FSAC1018	SEM001-03	2018-03-31	2021-03-30
Measurement Software	AUDIX	e3 V8.2014-6-27	N/A	N/A	N/A
Coaxial Cable	SGS	N/A	SEM029-01	2020-07-10	2021-07-09
MXE EMI receiver	KEYSIGHT	N9038A	SEM004-16	2019-12-16	2020-12-15
Trilog-Broadband Antenna	Schwarzbeck	VULB9168	SEM003-18	2019-08-08	2022-08-07
Pre-amplifier	Sonoma Instrument Co	310N	SEM005-04	2020-04-09	2021-04-08



Unless otherwise agreed in writing, this document is issued by the Company subject to its General Conditions of Service printed overleaf, available on request or accessible at <http://www.sgs.com/en/Terms-and-Conditions.aspx> and, for electronic format documents, subject to Terms and Conditions for Electronic Documents at <http://www.sgs.com/en/Terms-and-Conditions/Terms-e-Documents.aspx>. Attention is drawn to the limitation of liability, indemnification and jurisdiction issues defined therein. Any holder of this document is advised that information contained hereon reflects the Company's findings at the time of its intervention only and within the limits of Client's instructions, if any. The Company's sole responsibility is to its Client and this document does not exonerate parties to a transaction from exercising all their rights and obligations under the transaction documents. This document cannot be reproduced except in full, without prior written approval of the Company. Any unauthorized alteration, forgery or falsification of the content or appearance of this document is unlawful and offenders may be prosecuted to the fullest extent of the law. Unless otherwise stated the results shown in this test report refer only to the sample(s) tested and such sample(s) are retained for 30 days only.

Attention: To check the authenticity of testing/inspection report & certificate, please contact us at telephone: (86-755) 83071443, or email: [CN.Doccheck@sgs.com](mailto:CN.Doccheck@sgs.com)

SGS-CSTC Standards Technical Services Co., Ltd.  
Shenzhen Branch, Inspection & Testing Services Laboratory

No.1 Workshop, M-10, Middle Section, Science & Technology Park, Shenzhen, China 518057 t (86-755) 26012053 f (86-755) 26710594 www.sgs.com.cn  
中国·深圳·科技园中区M-10栋一号厂房 邮编: 518057 t (86-755) 26012053 f (86-755) 26710594 sgs.china@sgs.com



General used equipment					
Equipment	Manufacturer	Model No	Inventory No	Cal Date	Cal Due Date
Humidity/ Temperature Indicator	Shanghai Meteorological Industry Factory	ZJ1-2B	SEM002-03	2019-09-26	2020-09-25
Humidity/ Temperature Indicator	Shanghai Meteorological Industry Factory	ZJ1-2B	SEM002-04	2019-09-26	2020-09-25
Humidity/ Temperature Indicator	Mingle	N/A	SEM002-08	2019-09-26	2020-09-25
Barometer	Changchun Meteorological Industry Factory	DYM3	SEM002-01	2020-04-07	2021-04-06



Unless otherwise agreed in writing, this document is issued by the Company subject to its General Conditions of Service printed overleaf, available on request or accessible at <http://www.sgs.com/en/Terms-and-Conditions.aspx> and, for electronic format documents, subject to Terms and Conditions for Electronic Documents at <http://www.sgs.com/en/Terms-and-Conditions/Terms-e-Documents.aspx>. Attention is drawn to the limitation of liability, indemnification and jurisdiction issues defined therein. Any holder of this document is advised that information contained hereon reflects the Company's findings at the time of its intervention only and within the limits of Client's instructions, if any. The Company's sole responsibility is to its Client and this document does not exonerate parties to a transaction from exercising all their rights and obligations under the transaction documents. This document cannot be reproduced except in full, without prior written approval of the Company. Any unauthorized alteration, forgery or falsification of the content or appearance of this document is unlawful and offenders may be prosecuted to the fullest extent of the law. Unless otherwise stated the results shown in this test report refer only to the sample(s) tested and such sample(s) are retained for 30 days only.

Attention: To check the authenticity of testing/inspection report & certificate, please contact us at telephone: (86-755) 83071443, or email: [CN.Doccheck@sgs.com](mailto:CN.Doccheck@sgs.com)

SGS-CSTC Standards Technical Services Co., Ltd.  
Shenzhen Branch, China, Shenzhen CEC Laboratory

No.1 Workshop, M-10, Middle Section, Science & Technology Park, Shenzhen, China 518057 t (86-755) 26012053 f (86-755) 26710594 www.sgs.com.cn  
中国·深圳·科技园中区M-10栋一号厂房 邮编: 518057 t (86-755) 26012053 f (86-755) 26710594 sgs.china@sgs.com



## 6 Radio Spectrum Technical Requirement

### 6.1 Antenna Requirement

#### 6.1.1 Test Requirement:

47 CFR Part 15, Subpart C 15.203 & 15.247(b)(4)

#### 6.1.2 Conclusion

Standard Requirement:

An intentional radiator shall be designed to ensure that no antenna other than that furnished by the responsible party shall be used with the device. The use of a permanently attached antenna or of an antenna that uses a unique coupling to the intentional radiator, the manufacturer may design the unit so that a broken antenna can be replaced by the user, but the use of a standard antenna jack or electrical connector is prohibited.

15.247(b) (4) requirement:

The conducted output power limit specified in paragraph (b) of this section is based on the use of antennas with directional gains that do not exceed 6 dBi. Except as shown in paragraph (c) of this section, if transmitting antennas of directional gain greater than 6 dBi are used, the conducted output power from the intentional radiator shall be reduced below the stated values in paragraphs (b)(1), (b)(2), and (b)(3) of this section, as appropriate, by the amount in dB that the directional gain of the antenna exceeds 6 dBi.

EUT Antenna:

The antenna is integrated on the main PCB and no consideration of replacement. The best case gain of the antenna is 2.27dBi.

Antenna location: Refer to internal photo.



Unless otherwise agreed in writing, this document is issued by the Company subject to its General Conditions of Service printed overleaf, available on request or accessible at <http://www.sgs.com/en/Terms-and-Conditions.aspx> and, for electronic format documents, subject to Terms and Conditions for Electronic Documents at <http://www.sgs.com/en/Terms-and-Conditions/Terms-e-Documents.aspx>. Attention is drawn to the limitation of liability, indemnification and jurisdiction issues defined therein. Any holder of this document is advised that information contained hereon reflects the Company's findings at the time of its intervention only and within the limits of Client's instructions, if any. The Company's sole responsibility is to its Client and this document does not exonerate parties to a transaction from exercising all their rights and obligations under the transaction documents. This document cannot be reproduced except in full, without prior written approval of the Company. Any unauthorized alteration, forgery or falsification of the content or appearance of this document is unlawful and offenders may be prosecuted to the fullest extent of the law. Unless otherwise stated the results shown in this test report refer only to the sample(s) tested and such sample(s) are retained for 30 days only.

Attention: To check the authenticity of testing/inspection report & certificate, please contact us at telephone: (86-755) 83071443, or email: [CN.Doccheck@sgs.com](mailto:CN.Doccheck@sgs.com)

SGS-CSTC Standards Technical Services Co., Ltd.  
 Shenzhen Branch, Inspection & Testing Services Laboratory

No.1 Workshop, M-10, Middle Section, Science & Technology Park, Shenzhen, China 518057 t (86-755) 26012053 f (86-755) 26710594 www.sgs.com.cn  
 中国·深圳·科技园中区M-10栋一号厂房 邮编: 518057 t (86-755) 26012053 f (86-755) 26710594 sgs.china@sgs.com

## **6.2 Other requirements Frequency Hopping Spread Spectrum System Hopping Sequence**

### **6.2.1 Test Requirement:**

47 CFR Part 15, Subpart C 15.247(a)(1),(g),(h)

### **6.2.2 Conclusion**

Standard Requirement:

The system shall hop to channel frequencies that are selected at the system hopping rate from a Pseudorandom ordered list of hopping frequencies. Each frequency must be used equally on the average by each transmitter. The system receivers shall have input bandwidths that match the hopping channel bandwidths of their corresponding transmitters and shall shift frequencies in synchronization with the transmitted signals.

Frequency hopping spread spectrum systems are not required to employ all available hopping channels during each transmission. However, the system, consisting of both the transmitter and the receiver, must be designed to comply with all of the regulations in this section should the transmitter be presented with a continuous data (or information) stream. In addition, a system employing short transmission bursts must comply with the definition of a frequency hopping system and must distribute its transmissions over the minimum number of hopping channels specified in this section.

The incorporation of intelligence within a frequency hopping spread spectrum system that permits the system to recognize other users within the spectrum band so that it individually and independently chooses and adapts its hopsets to avoid hopping on occupied channels is permitted. The coordination of frequency hopping systems in any other manner for the express purpose of avoiding the simultaneous occupancy of individual hopping frequencies by multiple transmitters is not permitted.

Compliance for section 15.247(a)(1): According to Technical Specification, the pseudorandom sequence may be generated in a nine-stage shift register whose 5th and 9th stage outputs are added in a modulo-two addition stage. And the result is fed back to the input of the first stage. The sequence begins with the first ONE of 9 consecutive ONES; i.e. the shift register is initialized with nine ones.

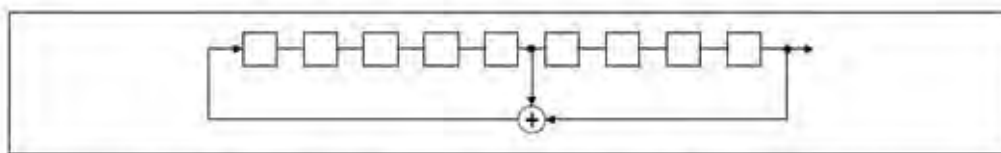
> Number of shift register stages: 9

> Length of pseudo-random sequence:  $2^9 - 1 = 511$  bits

> Longest sequence of zeros: 8 (non-inverted signal)


Linear Feedback Shift Register for Generation of the PRBS sequence

An example of Pseudorandom Frequency Hopping Sequence as follow:



*Linear Feedback Shift Register for Generation of the PRBS sequence*

An example of Pseudorandom Frequency Hopping Sequence as follow:



Each frequency used equally on the average by each transmitter.

According to Technical Specification, the receivers are designed to have input and IF bandwidths that match the hopping channel bandwidths of any transmitters and shift frequencies in synchronization with the transmitted signals.

Compliance for section 15.247(g): According to Technical Specification, the system transmits the packet with the pseudorandom hopping frequency with a continuous data and the short burst transmission from the Bluetooth system is also transmitted under the frequency hopping system with the pseudorandom hopping frequency system.

Compliance for section 15.247(h): According to Technical specification, the system incorporates with an adaptive system to detect other user within the spectrum band so that it individually and independently to avoid hopping on the occupied channels.

The system is designed not have the ability to coordinated with other FHSS System in an effort to avoid the simultaneous occupancy of individual hopping frequencies by multiple transmitter.

## 7 Radio Spectrum Matter Test Results

### 7.1 Conducted Emissions at AC Power Line (150kHz-30MHz)

Test Requirement 47 CFR Part 15, Subpart C 15.207

Test Method: ANSI C63.10 (2013) Section 6.2

Limit:

Frequency of emission(MHz)	Conducted limit(dBμV)	
	Quasi-peak	Average
0.15-0.5	66 to 56*	56 to 46*
0.5-5	56	46
5-30	60	50

\*Decreases with the logarithm of the frequency.



Unless otherwise agreed in writing, this document is issued by the Company subject to its General Conditions of Service printed overleaf, available on request or accessible at <http://www.sgs.com/en/Terms-and-Conditions.aspx> and, for electronic format documents, subject to Terms and Conditions for Electronic Documents at <http://www.sgs.com/en/Terms-and-Conditions/Terms-e-Documents.aspx>. Attention is drawn to the limitation of liability, indemnification and jurisdiction issues defined therein. Any holder of this document is advised that information contained hereon reflects the Company's findings at the time of its intervention only and within the limits of Client's instructions, if any. The Company's sole responsibility is to its Client and this document does not exonerate parties to a transaction from exercising all their rights and obligations under the transaction documents. This document cannot be reproduced except in full, without prior written approval of the Company. Any unauthorized alteration, forgery or falsification of the content or appearance of this document is unlawful and offenders may be prosecuted to the fullest extent of the law. Unless otherwise stated the results shown in this test report refer only to the sample(s) tested and such sample(s) are retained for 30 days only.

Attention: To check the authenticity of testing/inspection report & certificate, please contact us at telephone: (86-755) 83071443, or email: [CN.Doccheck@sgs.com](mailto:CN.Doccheck@sgs.com)

SGS-CSTC Standards Technical Services Co., Ltd.  
Shenzhen Branch, 22nd Floor, Science & Technology Park, Shenzhen, China

No.1 Workshop, M-10, Middle Section, Science & Technology Park, Shenzhen, China 518057 t (86-755) 26012053 f (86-755) 26710594 www.sgs.com.cn  
中国·深圳·科技园中区M-10栋一号厂房 邮编: 518057 t (86-755) 26012053 f (86-755) 26710594 sgs.china@sgs.com



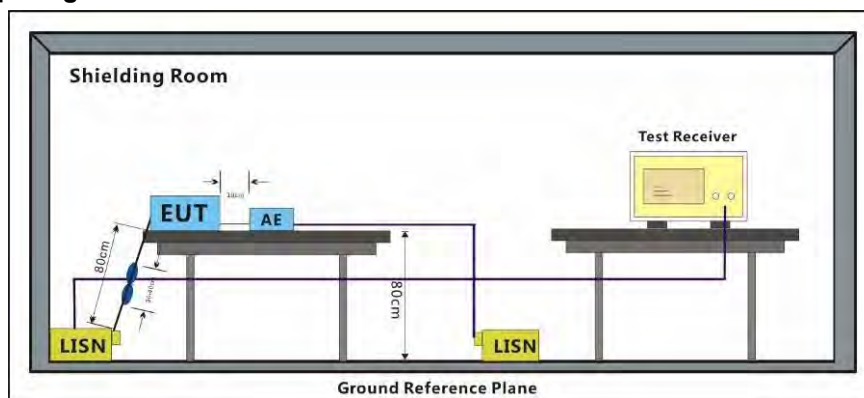
### 7.1.1 E.U.T. Operation

Operating Environment:

Temperature: 23 °C Humidity: 55 % RH Atmospheric Pressure: 1005 mbar

Test mode c:Charge + TX\_non-Hop mode\_Keep the EUT in charging and continuously transmitting mode with GFSK modulation,  $\pi/4$ DQPSK modulation, 8DPSK modulation. All modes have been tested and only the data of worst case is recorded in the report.

### 7.1.2 Test Setup Diagram

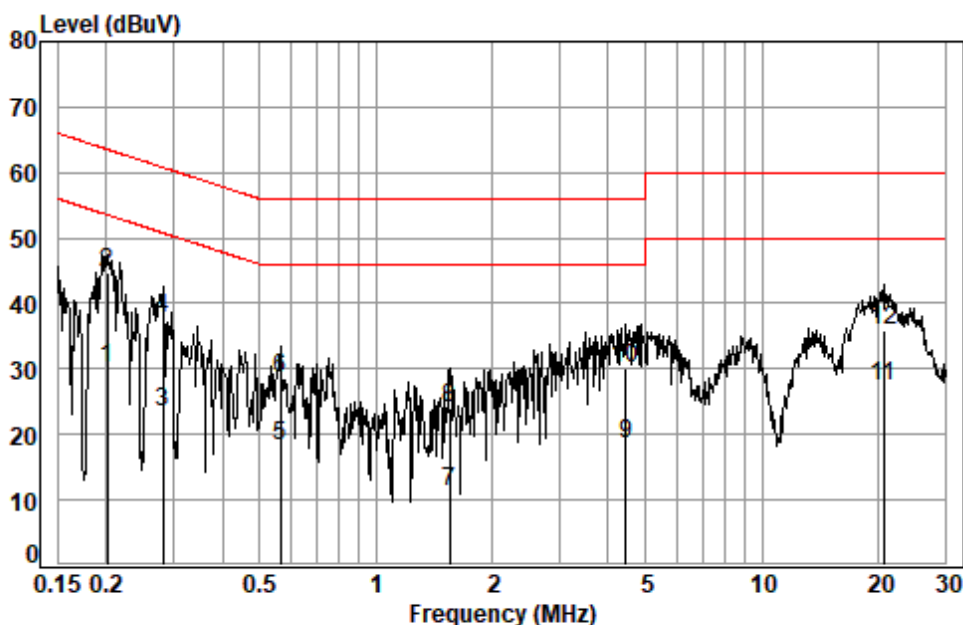


### 7.1.3 Measurement Procedure and Data

- 1) The mains terminal disturbance voltage test was conducted in a shielded room.
- 2) The EUT was connected to AC power source through a LISN 1 (Line Impedance Stabilization Network) which provides a 50ohm/50μH + 5ohm linear impedance. The power cables of all other units of the EUT were connected to a second LISN 2, which was bonded to the ground reference plane in the same way as the LISN 1 for the unit being measured. A multiple socket outlet strip was used to connect multiple power cables to a single LISN provided the rating of the LISN was not exceeded.
- 3) The tabletop EUT was placed upon a non-metallic table 0.8m above the ground reference plane. And for floor-standing arrangement, the EUT was placed on the horizontal ground reference plane,
- 4) The test was performed with a vertical ground reference plane. The rear of the EUT shall be 0.4 m from the vertical ground reference plane. The vertical ground reference plane was bonded to the horizontal ground reference plane. The LISN 1 was placed 0.8 m from the boundary of the unit under test and bonded to a ground reference plane for LISNs mounted on top of the ground reference plane. This distance was between the closest points of the LISN 1 and the EUT. All other units of the EUT and associated equipment was at least 0.8 m from the LISN 2.
- 5) In order to find the maximum emission, the relative positions of equipment and all of the interface cables must be changed according to ANSI C63.10 on conducted measurement.

Remark: LISN=Read Level+ Cable Loss+ LISN Factor

Mode:c; Line:Live Line



Site : Shielding Room

Condition: Line

Job No. : 06292CR

Test mode: c

	Freq	Cable Loss	LISN Factor	Read Level	Level	Limit Line	Over Limit	Remark
	MHz	dB	dB	dBuV	dBuV	dBuV	dB	
1	0.2018	0.02	9.68	20.29	29.99	53.54	-23.55	Average
2	0.2018	0.02	9.68	35.03	44.73	63.54	-18.81	QP
3	0.2803	0.04	9.68	13.61	23.33	50.81	-27.48	Average
4	0.2803	0.04	9.68	27.88	37.60	60.81	-23.21	QP
5	0.5671	0.07	9.69	8.51	18.27	46.00	-27.73	Average
6	0.5671	0.07	9.69	18.96	28.72	56.00	-27.28	QP
7	1.5518	0.13	9.72	1.32	11.17	46.00	-34.83	Average
8	1.5518	0.13	9.72	14.23	24.08	56.00	-31.92	QP
9	4.4305	0.16	9.80	8.70	18.66	46.00	-27.34	Average
10	4.4305	0.16	9.80	20.11	30.07	56.00	-25.93	QP
11	20.7038	0.24	10.95	16.29	27.48	50.00	-22.52	Average
12	20.7038	0.24	10.95	24.58	35.77	60.00	-24.23	QP



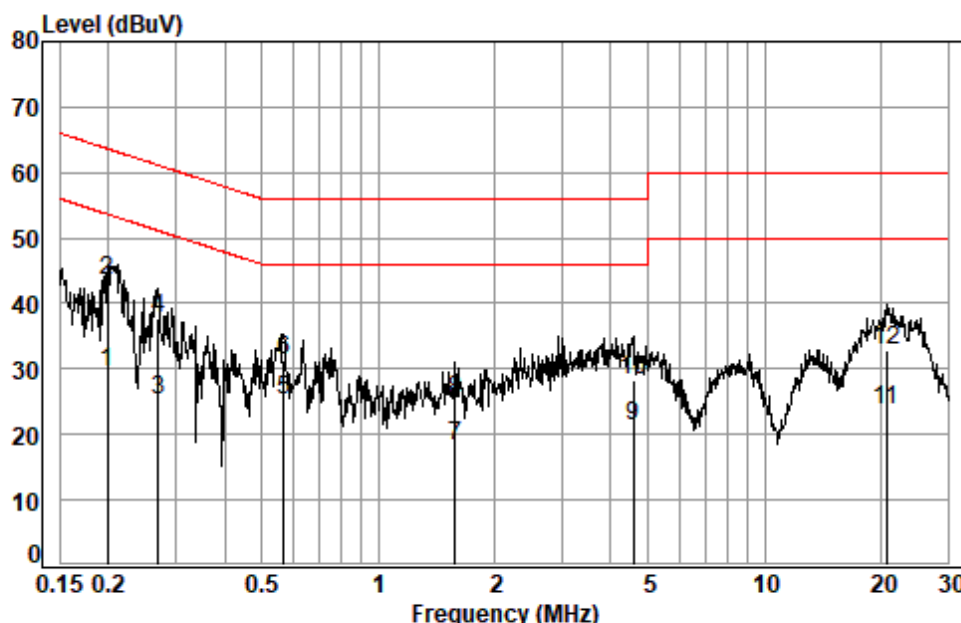
Unless otherwise agreed in writing, this document is issued by the Company subject to its General Conditions of Service printed overleaf, available on request or accessible at <http://www.sgs.com/en/Terms-and-Conditions.aspx> and, for electronic format documents, subject to Terms and Conditions for Electronic Documents at <http://www.sgs.com/en/Terms-and-Conditions/Terms-e-Documents.aspx>. Attention is drawn to the limitation of liability, indemnification and jurisdiction issues defined therein. Any holder of this document is advised that information contained hereon reflects the Company's findings at the time of its intervention only and within the limits of Client's instructions, if any. The Company's sole responsibility is to its Client and this document does not exonerate parties to a transaction from exercising all their rights and obligations under the transaction documents. This document cannot be reproduced except in full, without prior written approval of the Company. Any unauthorized alteration, forgery or falsification of the content or appearance of this document is unlawful and offenders may be prosecuted to the fullest extent of the law. Unless otherwise stated the results shown in this test report refer only to the sample(s) tested and such sample(s) are retained for 30 days only.

Attention: To check the authenticity of testing/inspection report & certificate, please contact us at telephone: (86-755) 83071443, or email: [CN.Doccheck@sgs.com](mailto:CN.Doccheck@sgs.com)

SGS-CSTC Standards Technical Services Co., Ltd.  
Shenzhen Branch

No.1 Workshop, M-10, Middle Section, Science & Technology Park, Shenzhen, China 518057 t (86-755) 26012053 f (86-755) 26710594 www.sgs.com.cn  
中国·深圳·科技园中区M-10栋一号厂房 邮编: 518057 t (86-755) 26012053 f (86-755) 26710594 sgs.china@sgs.com

Mode:c; Line:Neutral Line



Site : Shielding Room

Condition: Neutral

Job No. : 06292CR

Test mode: c

	Freq	Cable Loss	LISN Factor	Read Level	Limit Line	Over Limit	Remark
	MHz	dB	dB	dBuV	dBuV	dB	
1	0.1986	0.02	9.66	19.87	29.55	53.67 -24.12	Average
2	0.1986	0.02	9.66	33.85	43.53	63.67 -20.14	QP
3	0.2687	0.03	9.66	15.54	25.23	51.16 -25.93	Average
4	0.2687	0.03	9.66	27.94	37.63	61.16 -23.53	QP
5	0.5701	0.07	9.68	15.59	25.34	46.00 -20.66	Average
6	0.5701	0.07	9.68	21.67	31.42	56.00 -24.58	QP
7	1.5767	0.14	9.71	8.38	18.23	46.00 -27.77	Average
8	1.5767	0.14	9.71	15.52	25.37	56.00 -30.63	QP
9	4.5736	0.17	9.82	11.43	21.42	46.00 -24.58	Average
10	4.5736	0.17	9.82	18.24	28.23	56.00 -27.77	QP
11	20.7038	0.24	10.87	12.63	23.74	50.00 -26.26	Average
12	20.7038	0.24	10.87	21.89	33.00	60.00 -27.00	QP



Unless otherwise agreed in writing, this document is issued by the Company subject to its General Conditions of Service printed overleaf, available on request or accessible at <http://www.sgs.com/en/Terms-and-Conditions.aspx> and, for electronic format documents, subject to Terms and Conditions for Electronic Documents at <http://www.sgs.com/en/Terms-and-Conditions/Terms-e-Documents.aspx>. Attention is drawn to the limitation of liability, indemnification and jurisdiction issues defined therein. Any holder of this document is advised that information contained hereon reflects the Company's findings at the time of its intervention only and within the limits of Client's instructions, if any. The Company's sole responsibility is to its Client and this document does not exonerate parties to a transaction from exercising all their rights and obligations under the transaction documents. This document cannot be reproduced except in full, without prior written approval of the Company. Any unauthorized alteration, forgery or falsification of the content or appearance of this document is unlawful and offenders may be prosecuted to the fullest extent of the law. Unless otherwise stated the results shown in this test report refer only to the sample(s) tested and such sample(s) are retained for 30 days only.

Attention: To check the authenticity of testing/inspection report & certificate, please contact us at telephone: (86-755) 83071443, or email: [CN.Doccheck@sgs.com](mailto:CN.Doccheck@sgs.com)

SGS-CSTC Standards Technical Services Co., Ltd.  
Shenzhen Branch

No.1 Workshop, M-10, Middle Section, Science & Technology Park, Shenzhen, China 518057 t (86-755) 26012053 f (86-755) 26710594 www.sgsgroup.com.cn  
中国·深圳·科技园中区M-10栋一号厂房 邮编: 518057 t (86-755) 26012053 f (86-755) 26710594 sgs.china@sgs.com

## 7.2 Conducted Peak Output Power

Test Requirement 47 CFR Part 15, Subpart C 15.247(b)(1)

Test Method: ANSI C63.10 (2013) Section 7.8.5

Limit:

Frequency range(MHz)	Output power of the intentional radiator(watt)
902-928	1 for $\geq 50$ hopping channels
	0.25 for $25 \leq$ hopping channels $< 50$
	1 for digital modulation
2400-2483.5	1 for $\geq 75$ non-overlapping hopping channels
	0.125 for all other frequency hopping systems
	1 for digital modulation
5725-5850	1 for frequency hopping systems and digital modulation



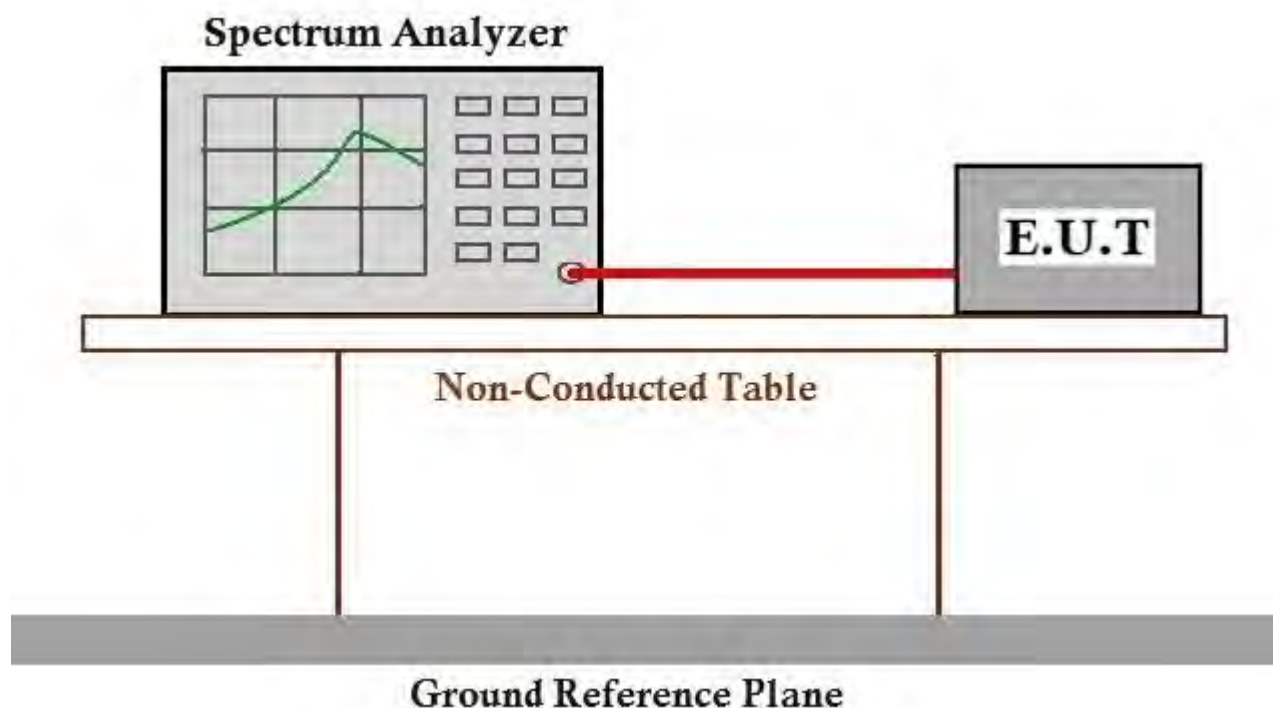
## 7.2.1 E.U.T. Operation

Operating Environment:

Temperature: 28.4 °C Humidity: 41.5 % RH Atmospheric Pressure: 1010 mbar

Test mode b:TX\_non-Hop mode\_Keep the EUT in continuously transmitting mode with GFSK modulation,  $\pi/4$ DQPSK modulation, 8DPSK modulation. All modes have been tested and only the data of worst case is recorded in the report.

## 7.2.2 Test Setup Diagram



## 7.2.3 Measurement Procedure and Data

The detailed test data see: Appendix 15.247

## 7.3 20dB Bandwidth

Test Requirement 47 CFR Part 15, Subpart C 15.247(a)(1)

Test Method: ANSI C63.10 (2013) Section 7.8.7

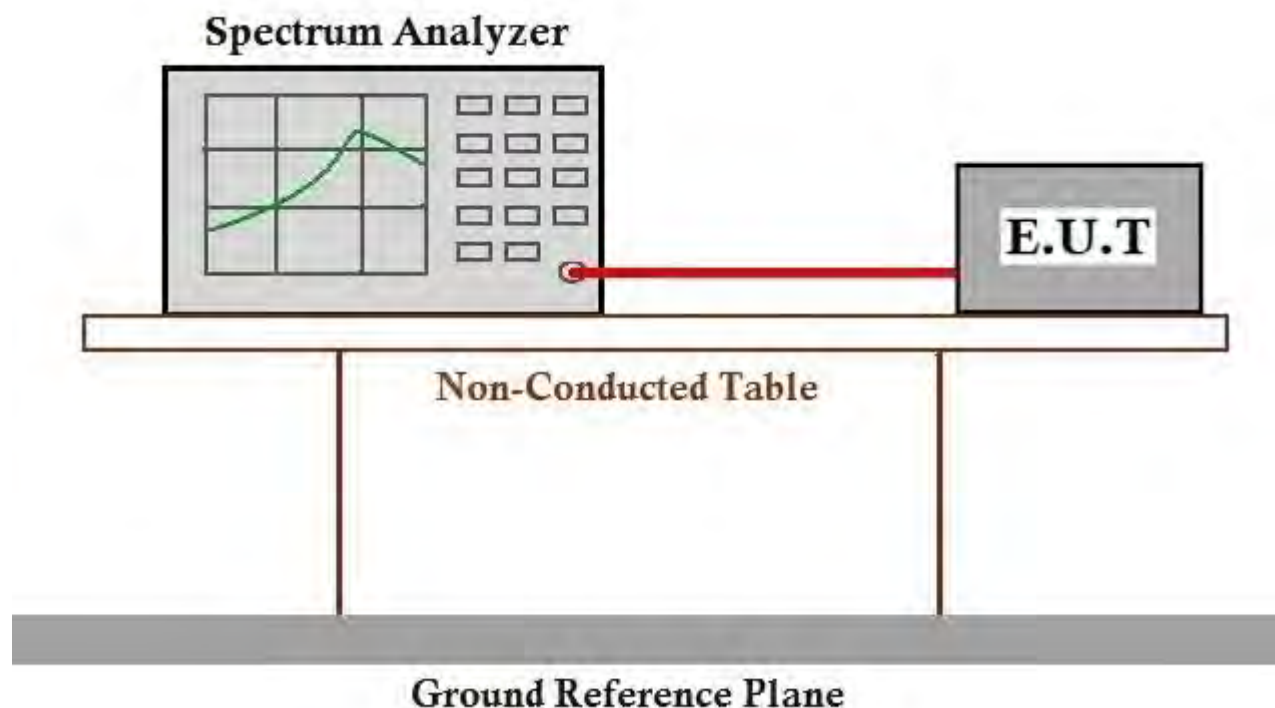
### 7.3.1 E.U.T. Operation

Operating Environment:

Temperature: 28.4 °C Humidity: 41.5 % RH Atmospheric Pressure: 1010 mbar

Test mode b:TX\_non-Hop mode\_Keep the EUT in continuously transmitting mode with GFSK modulation,  $\pi/4$ DQPSK modulation, 8DPSK modulation. All modes have been tested and only the data of worst case is recorded in the report.

### 7.3.2 Test Setup Diagram



### 7.3.3 Measurement Procedure and Data

The detailed test data see: Appendix 15.247

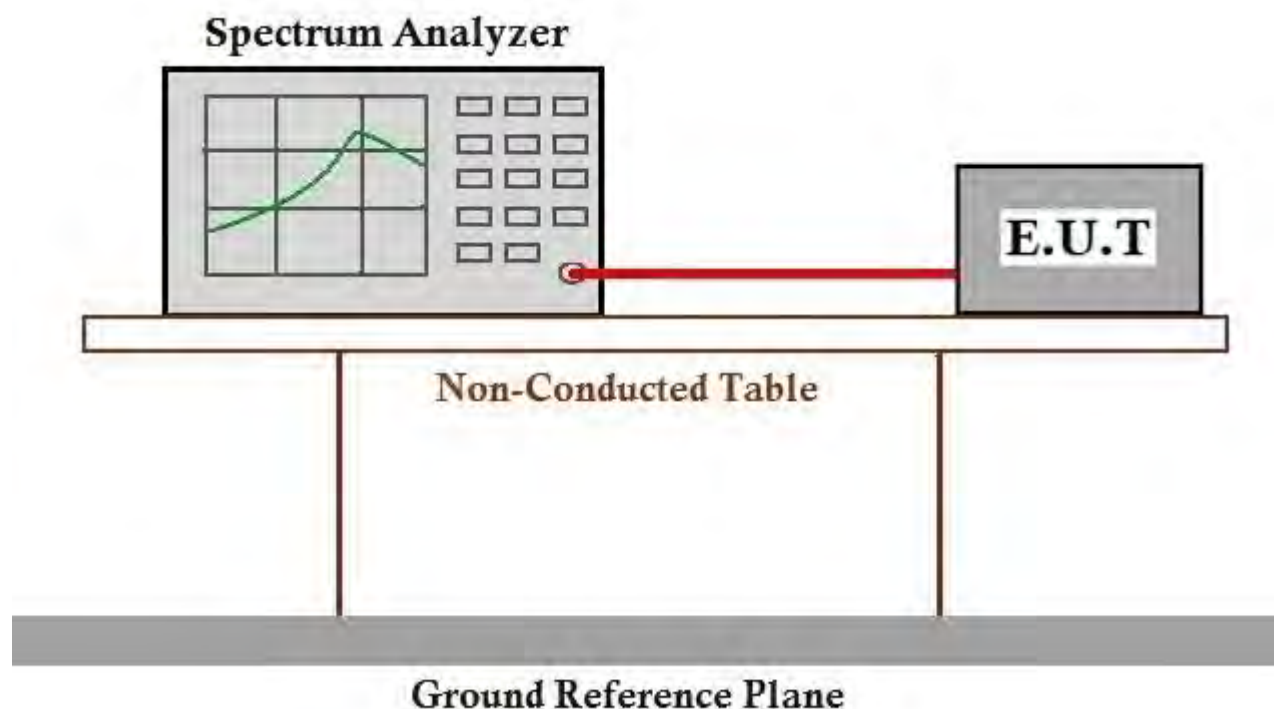
## 7.4 Carrier Frequencies Separation

Test Requirement 47 CFR Part 15, Subpart C 15.247a(1)  
Test Method: ANSI C63.10 (2013) Section 7.8.2  
Limit: 2/3 of the 20dB bandwidth base on the transmission power is less than 0.125W

### 7.4.1 E.U.T. Operation

Operating Environment:  
Temperature: 28.4 °C Humidity: 41.5 % RH Atmospheric Pressure: 1010 mbar  
Test mode a:TX\_Hop mode\_Keep the EUT in frequency hopping mode with GFSK modulation,  $\pi/4$ DQPSK modulation, 8DPSK modulation. All modes have been tested and only the data of worst case is recorded in the report.

### 7.4.2 Test Setup Diagram



### 7.4.3 Measurement Procedure and Data

The detailed test data see: Appendix 15.247



### 7.5 Hopping Channel Number

Test Requirement 47 CFR Part 15, Subpart C 15.247a(1)(iii)

Test Method: ANSI C63.10 (2013) Section 7.8.3

Limit:

Frequency range(MHz)	Number of hopping channels (minimum)
902-928	50 for 20dB bandwidth <250kHz
	25 for 20dB bandwidth ≥250kHz
2400-2483.5	15
5725-5850	75

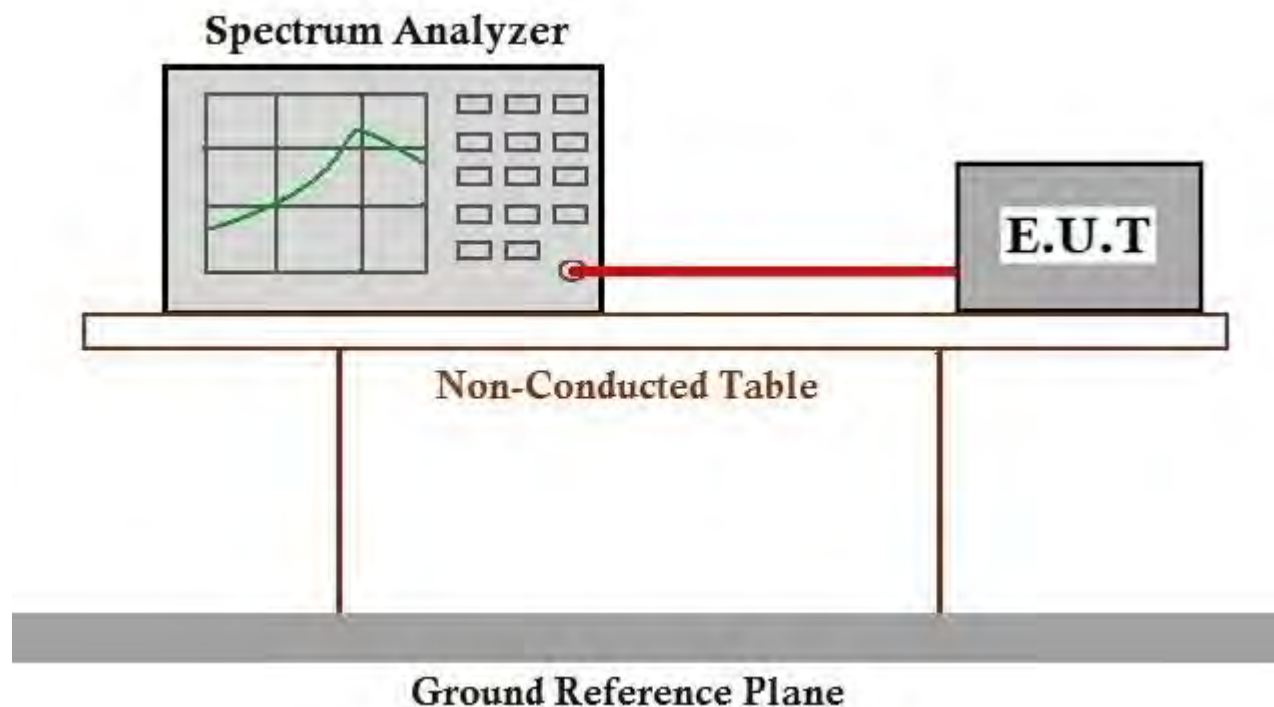
#### 7.5.1 E.U.T. Operation

Operating Environment:

Temperature: 28.4 °C Humidity: 41.5 % RH Atmospheric Pressure: 1010 mbar

Test mode a:TX\_Hop mode\_Keep the EUT in frequency hopping mode with GFSK modulation,  $\pi/4$ DQPSK modulation, 8DPSK modulation. All modes have been tested and only the data of worst case is recorded in the report.

#### 7.5.2 Test Setup Diagram



#### 7.5.3 Measurement Procedure and Data

The detailed test data see: Appendix 15.247



## 7.6 Dwell Time

Test Requirement 47 CFR Part 15, Subpart C 15.247a(1)(iii)

Test Method: ANSI C63.10 (2013) Section 7.8.4

Limit:

Frequency(MHz)	Limit
902-928	0.4S within a 20S period(20dB bandwidth<250kHz)
	0.4S within a 10S period(20dB bandwidth≥250kHz)
2400-2483.5	0.4S within a period of 0.4S multiplied by the number of hopping channels
5725-5850	0.4S within a 30S period



Unless otherwise agreed in writing, this document is issued by the Company subject to its General Conditions of Service printed overleaf, available on request or accessible at <http://www.sgs.com/en/Terms-and-Conditions.aspx> and, for electronic format documents, subject to Terms and Conditions for Electronic Documents at <http://www.sgs.com/en/Terms-and-Conditions/Terms-e-Documents.aspx>. Attention is drawn to the limitation of liability, indemnification and jurisdiction issues defined therein. Any holder of this document is advised that information contained hereon reflects the Company's findings at the time of its intervention only and within the limits of Client's instructions, if any. The Company's sole responsibility is to its Client and this document does not exonerate parties to a transaction from exercising all their rights and obligations under the transaction documents. This document cannot be reproduced except in full, without prior written approval of the Company. Any unauthorized alteration, forgery or falsification of the content or appearance of this document is unlawful and offenders may be prosecuted to the fullest extent of the law. Unless otherwise stated the results shown in this test report refer only to the sample(s) tested and such sample(s) are retained for 30 days only.

Attention: To check the authenticity of testing / inspection report & certificate, please contact us at telephone: (86-755) 83071443, or email: [CN.Doccheck@sgs.com](mailto:CN.Doccheck@sgs.com)

SGS-CSTC Standards Technical Services Co., Ltd.  
Shenzhen Branch, China, Shenzhen CEC Laboratory

No.1 Workshop, M-10, Middle Section, Science & Technology Park, Shenzhen, China 518057 t (86-755) 26012053 f (86-755) 26710594 www.sgsgroup.com.cn  
中国·深圳·科技园中区M-10栋一号厂房 邮编: 518057 t (86-755) 26012053 f (86-755) 26710594 sgs.china@sgs.com

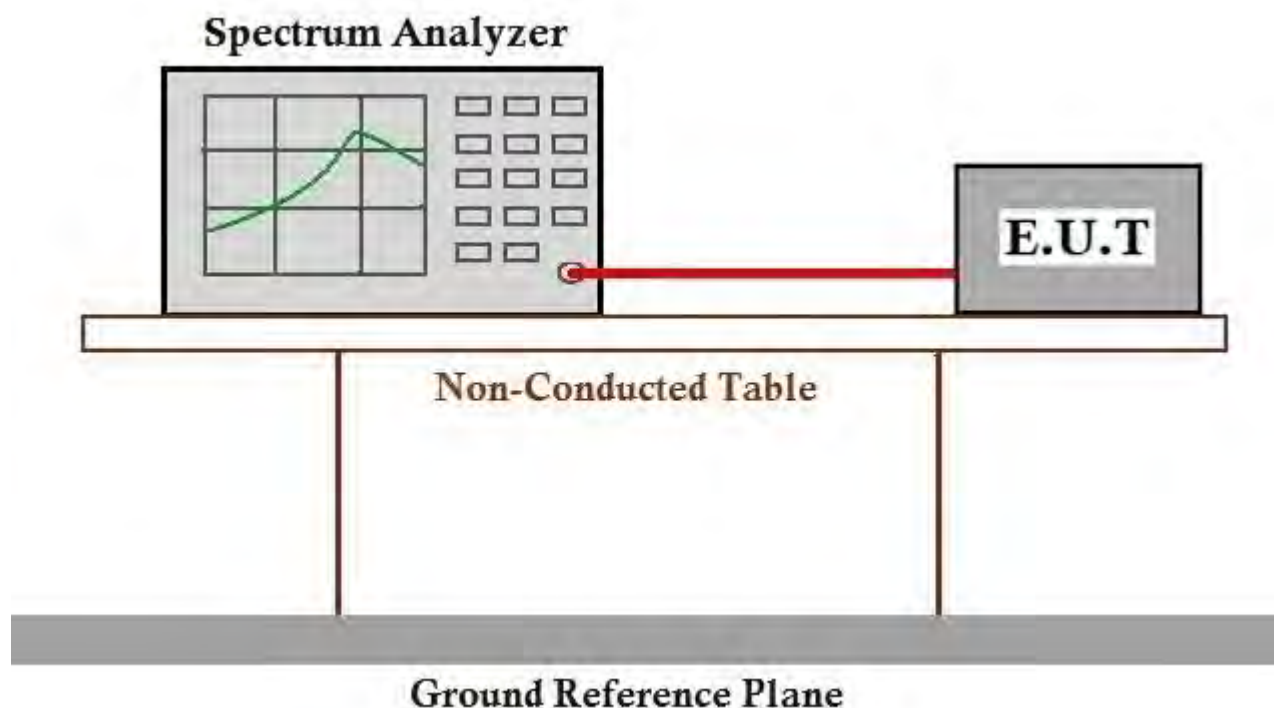
## 7.6.1 E.U.T. Operation

Operating Environment:

Temperature: 28.4 °C Humidity: 41.5 % RH Atmospheric Pressure: 1010 mbar

Test mode a:TX\_Hop mode\_Keep the EUT in frequency hopping mode with GFSK modulation,  $\pi/4$ DQPSK modulation, 8DPSK modulation. All modes have been tested and only the data of worst case is recorded in the report.

## 7.6.2 Test Setup Diagram



## 7.6.3 Measurement Procedure and Data

The detailed test data see: Appendix 15.247

## 7.7 Conducted Band Edges Measurement

Test Requirement	47 CFR Part 15, Subpart C 15.247(d)
Test Method:	ANSI C63.10 (2013) Section 7.8.6
Limit:	In any 100 kHz bandwidth outside the frequency band in which the spread spectrum or digitally modulated intentional radiator is operating, the radio frequency power that is produced by the intentional radiator shall be at least 20 dB below that in the 100 kHz bandwidth within the band that contains the highest level of the desired power, based on either an RF conducted or a radiated measurement, provided the transmitter demonstrates compliance with the peak conducted power limits. If the transmitter complies with the conducted power limits based on the use of RMS averaging over a time interval, as permitted under paragraph (b)(3) of this section, the attenuation required under this paragraph shall be 30 dB instead of 20 dB. Attenuation below the general limits specified in §15.209(a) is not required. In addition, radiated emissions which fall in the restricted bands, as defined in §15.205(a), must also comply with the radiated emission limits specified in §15.209(a) (see §15.205(c))



Unless otherwise agreed in writing, this document is issued by the Company subject to its General Conditions of Service printed overleaf, available on request or accessible at <http://www.sgs.com/en/Terms-and-Conditions.aspx> and, for electronic format documents, subject to Terms and Conditions for Electronic Documents at <http://www.sgs.com/en/Terms-and-Conditions/Terms-e-Documents.aspx>. Attention is drawn to the limitation of liability, indemnification and jurisdiction issues defined therein. Any holder of this document is advised that information contained hereon reflects the Company's findings at the time of its intervention only and within the limits of Client's instructions, if any. The Company's sole responsibility is to its Client and this document does not exonerate parties to a transaction from exercising all their rights and obligations under the transaction documents. This document cannot be reproduced except in full, without prior written approval of the Company. Any unauthorized alteration, forgery or falsification of the content or appearance of this document is unlawful and offenders may be prosecuted to the fullest extent of the law. Unless otherwise stated the results shown in this test report refer only to the sample(s) tested and such sample(s) are retained for 30 days only.

Attention: To check the authenticity of testing/inspection report & certificate, please contact us at telephone: (86-755) 83071443, or email: [CN.Doccheck@sgs.com](mailto:CN.Doccheck@sgs.com)

SGS-CSTC Standards Technical Services Co., Ltd.  
 Shenzhen Branch, China  
 Shenzhen Branch, China  
 Shenzhen Branch, China

No.1 Workshop, M-10, Middle Section, Science & Technology Park, Shenzhen, China 518057 t (86-755) 26012053 f (86-755) 26710594 www.sgs.com.cn  
 中国·深圳·科技园中区M-10栋一号厂房 邮编: 518057 t (86-755) 26012053 f (86-755) 26710594 sgs.china@sgs.com

### 7.7.1 E.U.T. Operation

Operating Environment:

Temperature: 28.4 °C Humidity: 41.5 % RH Atmospheric Pressure: 1010 mbar

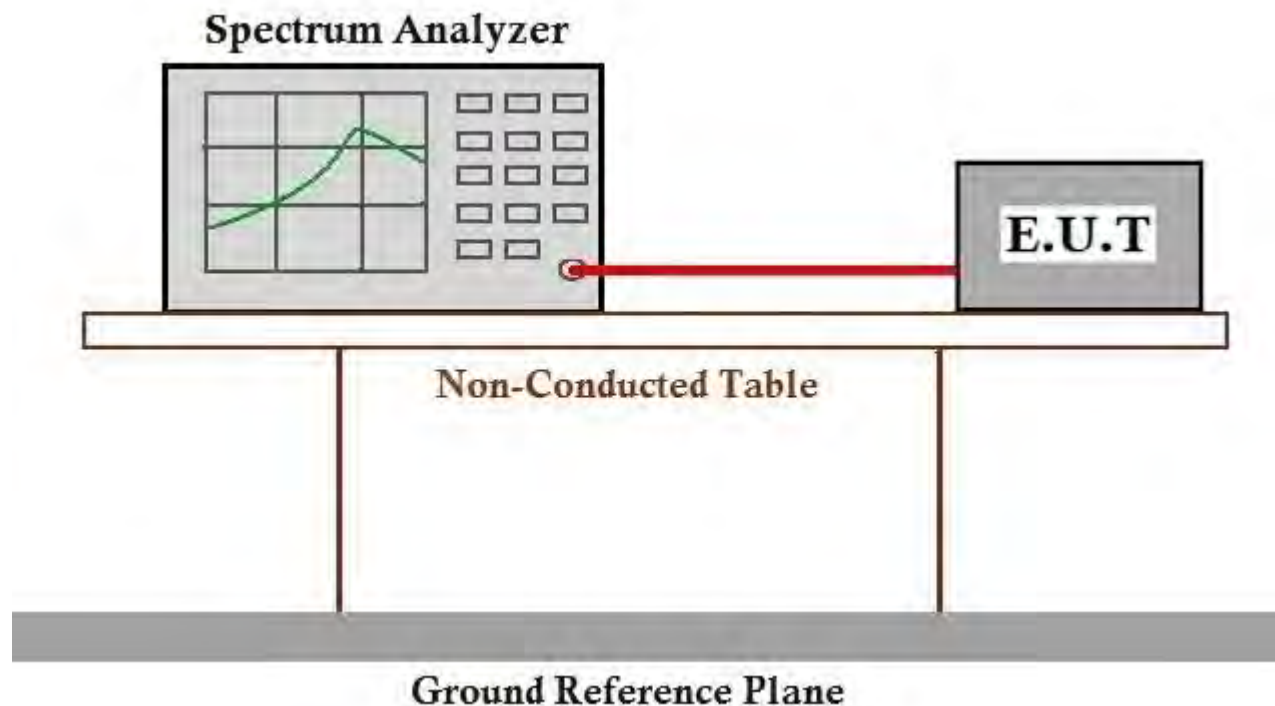
Pretest these modes to find the worst case: a:TX\_Hop mode\_Keep the EUT in frequency hopping mode with GFSK modulation,  $\pi/4$ DQPSK modulation, 8DPSK modulation. All modes have been tested and only the data of worst case is recorded in the report.

b:TX\_non-Hop mode\_Keep the EUT in continuously transmitting mode with GFSK modulation,  $\pi/4$ DQPSK modulation, 8DPSK modulation. All modes have been tested and only the data of worst case is recorded in the report.

The worst case for final test: a:TX\_Hop mode\_Keep the EUT in frequency hopping mode with GFSK modulation,  $\pi/4$ DQPSK modulation, 8DPSK modulation. All modes have been tested and only the data of worst case is recorded in the report.

b:TX\_non-Hop mode\_Keep the EUT in continuously transmitting mode with GFSK modulation,  $\pi/4$ DQPSK modulation, 8DPSK modulation. All modes have been tested and only the data of worst case is recorded in the report.

### 7.7.2 Test Setup Diagram



### 7.7.3 Measurement Procedure and Data

The detailed test data see: Appendix 15.247



## 7.8 Conducted Spurious Emissions

Test Requirement	47 CFR Part 15, Subpart C 15.247(d)
Test Method:	ANSI C63.10 (2013) Section 7.8.8
Limit:	In any 100 kHz bandwidth outside the frequency band in which the spread spectrum or digitally modulated intentional radiator is operating, the radio frequency power that is produced by the intentional radiator shall be at least 20 dB below that in the 100 kHz bandwidth within the band that contains the highest level of the desired power, based on either an RF conducted or a radiated measurement, provided the transmitter demonstrates compliance with the peak conducted power limits. If the transmitter complies with the conducted power limits based on the use of RMS averaging over a time interval, as permitted under paragraph (b)(3) of this section, the attenuation required under this paragraph shall be 30 dB instead of 20 dB. Attenuation below the general limits specified in §15.209(a) is not required. In addition, radiated emissions which fall in the restricted bands, as defined in §15.205(a), must also comply with the radiated emission limits specified in §15.209(a) (see §15.205(c))



Unless otherwise agreed in writing, this document is issued by the Company subject to its General Conditions of Service printed overleaf, available on request or accessible at <http://www.sgs.com/en/Terms-and-Conditions.aspx> and, for electronic format documents, subject to Terms and Conditions for Electronic Documents at <http://www.sgs.com/en/Terms-and-Conditions/Terms-e-Documents.aspx>. Attention is drawn to the limitation of liability, indemnification and jurisdiction issues defined therein. Any holder of this document is advised that information contained hereon reflects the Company's findings at the time of its intervention only and within the limits of Client's instructions, if any. The Company's sole responsibility is to its Client and this document does not exonerate parties to a transaction from exercising all their rights and obligations under the transaction documents. This document cannot be reproduced except in full, without prior written approval of the Company. Any unauthorized alteration, forgery or falsification of the content or appearance of this document is unlawful and offenders may be prosecuted to the fullest extent of the law. Unless otherwise stated the results shown in this test report refer only to the sample(s) tested and such sample(s) are retained for 30 days only.

Attention: To check the authenticity of testing/inspection report & certificate, please contact us at telephone: (86-755) 83071443, or email: [CN.Doccheck@sgs.com](mailto:CN.Doccheck@sgs.com)

SGS-CSTC Standards Technical Services Co., Ltd.  
Shenzhen Branch, China, Shenzhen CEC Laboratory

No.1 Workshop, M-10, Middle Section, Science & Technology Park, Shenzhen, China 518057 t (86-755) 26012053 f (86-755) 26710594 www.sgs.com.cn  
中国·深圳·科技园中区M-10栋一号厂房 邮编: 518057 t (86-755) 26012053 f (86-755) 26710594 sgs.china@sgs.com

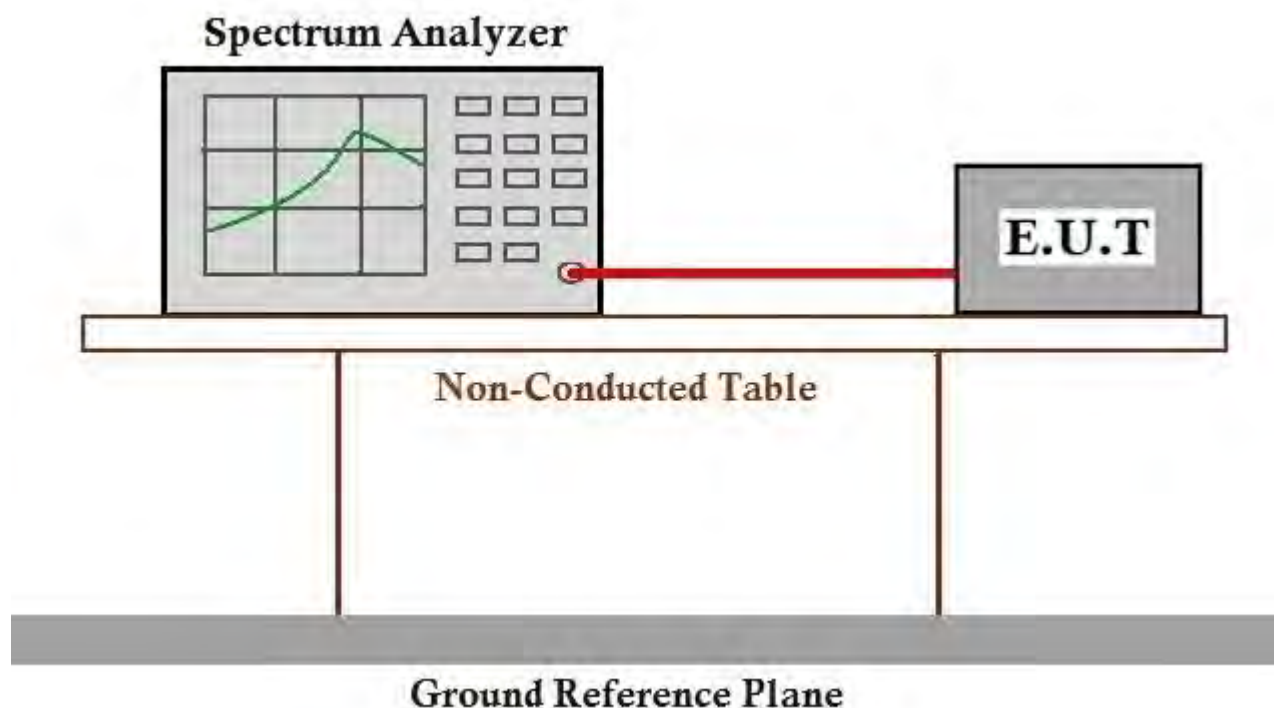
## 7.8.1 E.U.T. Operation

Operating Environment:

Temperature: 28.4 °C Humidity: 41.5 % RH Atmospheric Pressure: 1010 mbar

Test mode b:TX\_non-Hop mode\_Keep the EUT in continuously transmitting mode with GFSK modulation,  $\pi/4$ DQPSK modulation, 8DPSK modulation. All modes have been tested and only the data of worst case is recorded in the report.

## 7.8.2 Test Setup Diagram



## 7.8.3 Measurement Procedure and Data

The detailed test data see: Appendix 15.247

## 7.9 Radiated Emissions which fall in the restricted bands

Test Requirement 47 CFR Part 15, Subpart C 15.205 & 15.209

Test Method: ANSI C63.10 (2013) Section 6.10.5

Measurement Distance: 3m

Limit:

Frequency(MHz)	Field strength(microvolts/meter)	Measurement distance(meters)
0.009-0.490	2400/F(kHz)	300
0.490-1.705	24000/F(kHz)	30
1.705-30.0	30	30
30-88	100	3
88-216	150	3
216-960	200	3
Above 960	500	3

Remark: The emission limits shown in the above table are based on measurements employing a CISPR quasi-peak detector except for the frequency bands 9-90kHz, 110-490kHz and above 1000 MHz. Radiated emission limits in these three bands are based on measurements employing an average detector, the peak field strength of any emission shall not exceed the maximum permitted average limits specified above by more than 20 dB under any condition of modulation.

### 7.9.1 E.U.T. Operation

Operating Environment:

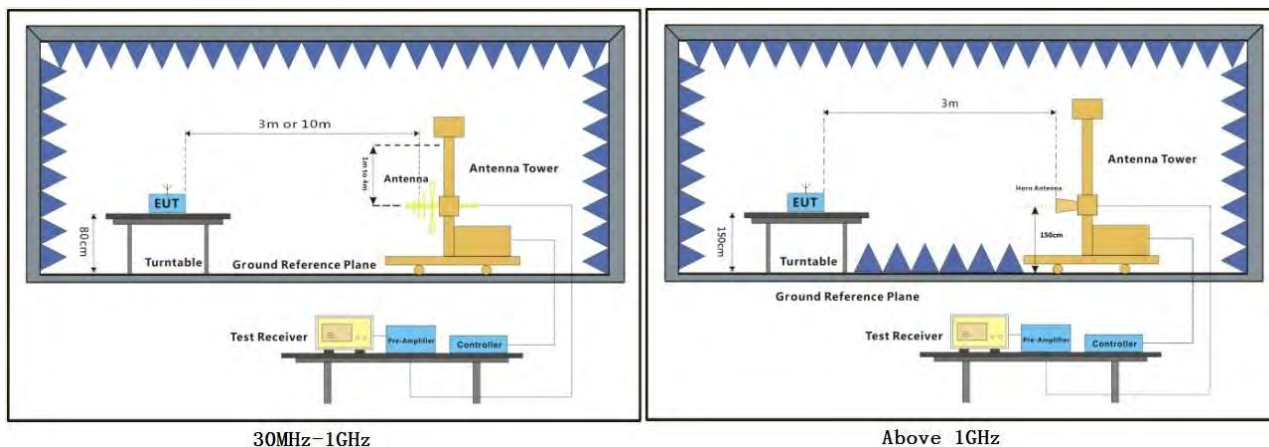
Temperature: 24 °C Humidity: 53.2 % RH Atmospheric Pressure: 1010 mbar

Pretest these modes to find the worst case: b:TX\_non-Hop mode\_Keep the EUT in continuously transmitting mode with GFSK modulation,  $\pi/4$ DQPSK modulation, 8DPSK modulation. All modes have been tested and only the data of worst case is recorded in the report.

c:Charge + TX\_non-Hop mode\_Keep the EUT in charging and continuously transmitting mode with GFSK modulation,  $\pi/4$ DQPSK modulation, 8DPSK modulation. All modes have been tested and only the data of worst case is recorded in the report.

The worst case for final test: c:Charge + TX\_non-Hop mode\_Keep the EUT in charging and continuously transmitting mode with GFSK modulation,  $\pi/4$ DQPSK modulation, 8DPSK modulation. All modes have been tested and only the data of worst case is recorded in the report.

### 7.9.2 Test Setup Diagram





### 7.9.3 Measurement Procedure and Data

- a. For below 1GHz, the EUT was placed on the top of a rotating table 0.8 meters above the ground at a 3 or 10 meter semi-anechoic chamber. The table was rotated 360 degrees to determine the position of the highest radiation.
- b. For above 1GHz, the EUT was placed on the top of a rotating table 1.5 meters above the ground at a 3 meter fully-anechoic chamber. The table was rotated 360 degrees to determine the position of the highest radiation.
- c. The EUT was set 3 or 10 meters away from the interference-receiving antenna, which was mounted on the top of a variable-height antenna tower.
- d. The antenna height is varied from one meter to four meters above the ground to determine the maximum value of the field strength. Both horizontal and vertical polarizations of the antenna are set to make the measurement.
- e. For each suspected emission, the EUT was arranged to its worst case and then the antenna was tuned to heights from 1 meter to 4 meters (for the test frequency of below 30MHz, the antenna was tuned to heights 1 meter) and the rotatable table was turned from 0 degrees to 360 degrees to find the maximum reading.
- f. The test-receiver system was set to Peak Detect Function and Specified Bandwidth with Maximum Hold Mode.
- g. If the emission level of the EUT in peak mode was 10dB lower than the limit specified, then testing could be stopped and the peak values of the EUT would be reported. Otherwise the emissions that did not have 10dB margin would be re-tested one by one using peak, quasi-peak or average method as specified and then reported in a data sheet.
- h. Test the EUT in the lowest channel, the middle channel, the Highest channel.
- i. The radiation measurements are performed in X, Y, Z axis positioning for Transmitting mode, and found the X axis positioning which it is the worst case.
- j. Repeat above procedures until all frequencies measured was complete.

Remark 1: Level= Read Level+ Cable Loss+ Antenna Factor- Preamp Factor

Remark 2: For frequencies above 1GHz, the field strength limits are based on average limits. However, the peak field strength of any emission shall not exceed the maximum permitted average limits specified above by more than 20 dB under any condition of modulation. For the emissions whose peak level is lower than the average limit, only the peak measurement is shown in the report.

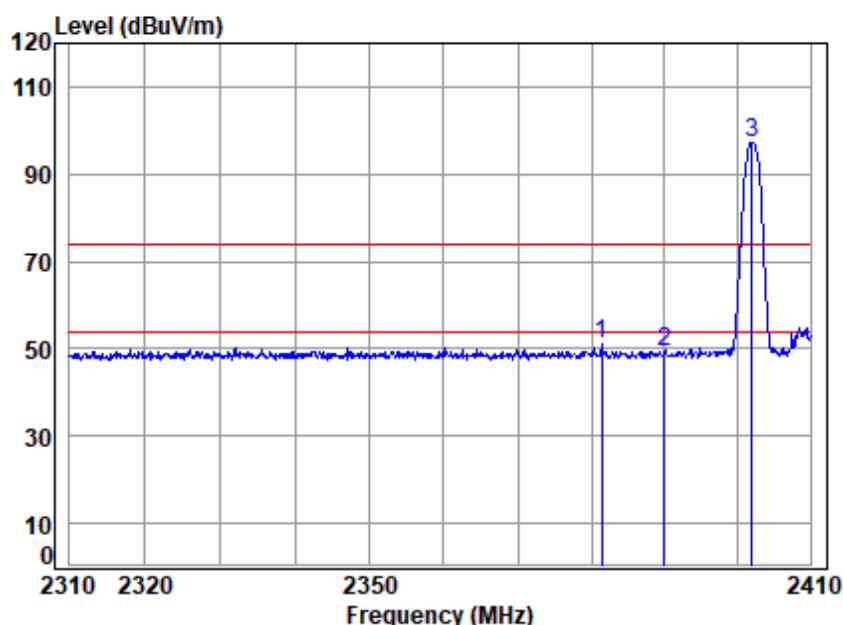


Unless otherwise agreed in writing, this document is issued by the Company subject to its General Conditions of Service printed overleaf, available on request or accessible at <http://www.sgs.com/en/Terms-and-Conditions.aspx> and, for electronic format documents, subject to Terms and Conditions for Electronic Documents at <http://www.sgs.com/en/Terms-and-Conditions/Terms-e-Documents.aspx>. Attention is drawn to the limitation of liability, indemnification and jurisdiction issues defined therein. Any holder of this document is advised that information contained hereon reflects the Company's findings at the time of its intervention only and within the limits of Client's instructions, if any. The Company's sole responsibility is to its Client and this document does not exonerate parties to a transaction from exercising all their rights and obligations under the transaction documents. This document cannot be reproduced except in full, without prior written approval of the Company. Any unauthorized alteration, forgery or falsification of the content or appearance of this document is unlawful and offenders may be prosecuted to the fullest extent of the law. Unless otherwise stated the results shown in this test report refer only to the sample(s) tested and such sample(s) are retained for 30 days only.  
Attention: To check the authenticity of testing / inspection report & certificate, please contact us at telephone: (86-755) 83071443, or email: [CN.Doccheck@sgs.com](mailto:CN.Doccheck@sgs.com)

SGS-CSTC Standards Technical Services Co., Ltd.  
Shenzhen Branch, Inspection & Testing Services Laboratory

No.1 Workshop, M-10, Middle Section, Science & Technology Park, Shenzhen, China 518057 t (86-755) 26012053 f (86-755) 26710594 www.sgsgroup.com.cn  
中国·深圳·科技园中区M-10栋一号厂房 邮编: 518057 t (86-755) 26012053 f (86-755) 26710594 sgs.china@sgs.com

Mode:c; Polarization:Horizontal; Modulation:GFSK; ; Channel:Low



Site : chamber  
Condition: 3m HORIZONTAL  
Job No : 06292CR/06293CR  
Mode : 2402 Band edge  
Note : BT

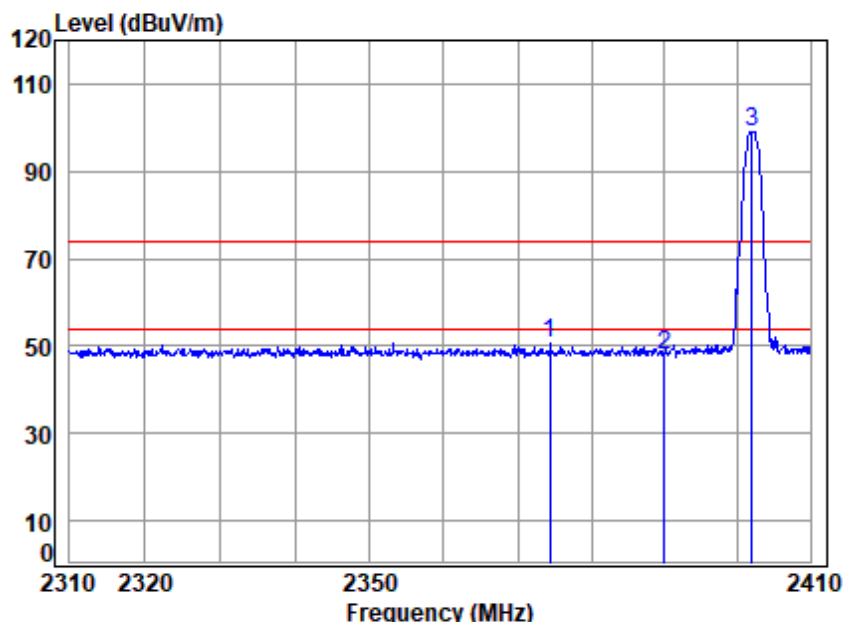
	Freq	Cable Loss	Ant Factor	Preamp Factor	Read Level	Level	Limit	Over Limit	Remark
	MHz	dB	dB/m	dB	dBuV	dBuV/m	dBuV/m	dB	
1	2381.370	4.33	28.50	40.97	59.14	51.00	74.00	-23.00	peak
2	2390.000	4.34	28.52	40.97	57.25	49.14	74.00	-24.86	peak
3 *	2402.000	4.36	28.54	40.98	105.26	97.18	74.00	23.18	peak



Unless otherwise agreed in writing, this document is issued by the Company subject to its General Conditions of Service printed overleaf, available on request or accessible at <http://www.sgs.com/en/Terms-and-Conditions.aspx> and, for electronic format documents, subject to Terms and Conditions for Electronic Documents at <http://www.sgs.com/en/Terms-and-Conditions/Terms-e-Documents.aspx>. Attention is drawn to the limitation of liability, indemnification and jurisdiction issues defined therein. Any holder of this document is advised that information contained hereon reflects the Company's findings at the time of its intervention only and within the limits of Client's instructions, if any. The Company's sole responsibility is to its Client and this document does not exonerate parties to a transaction from exercising all their rights and obligations under the transaction documents. This document cannot be reproduced except in full, without prior written approval of the Company. Any unauthorized alteration, forgery or falsification of the content or appearance of this document is unlawful and offenders may be prosecuted to the fullest extent of the law. Unless otherwise stated the results shown in this test report refer only to the sample(s) tested and such sample(s) are retained for 30 days only.

Attention: To check the authenticity of testing/inspection report & certificate, please contact us at telephone: (86-755) 83071443, or email: [CN.Doccheck@sgs.com](mailto:CN.Doccheck@sgs.com)  
No.1 Workshop, M-10, Middle Section, Science & Technology Park, Shenzhen, China 518057 t (86-755) 26012053 f (86-755) 26710594 www.sgs.com.cn  
中国·深圳·科技园中区M-10栋一号厂房 邮编: 518057 t (86-755) 26012053 f (86-755) 26710594 sgs.china@sgs.com

Mode:c; Polarization:Vertical; Modulation:GFSK; ; Channel:Low



Site : chamber  
Condition: 3m VERTICAL  
Job No : 06292CR/06293CR  
Mode : 2402 Band edge  
Note : BT

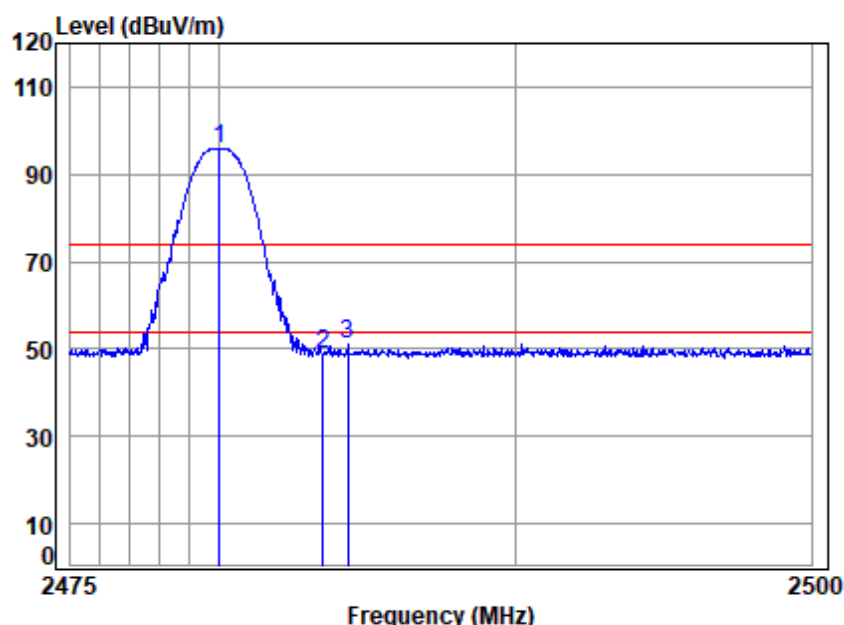
	Freq	Cable Loss	Ant Factor	Preamp Factor	Read Level	Level	Limit	Over Limit	Remark
	MHz	dB	dB/m	dB	dBuV	dBuV/m	dBuV/m	dB	
1	2374.416	4.32	28.49	40.97	58.62	50.46	74.00	-23.54	peak
2	2390.000	4.34	28.52	40.97	56.02	47.91	74.00	-26.09	peak
3 *	2402.000	4.36	28.54	40.98	107.23	99.15	74.00	25.15	peak



Unless otherwise agreed in writing, this document is issued by the Company subject to its General Conditions of Service printed overleaf, available on request or accessible at <http://www.sgs.com/en/Terms-and-Conditions.aspx> and, for electronic format documents, subject to Terms and Conditions for Electronic Documents at <http://www.sgs.com/en/Terms-and-Conditions/Terms-e-Documents.aspx>. Attention is drawn to the limitation of liability, indemnification and jurisdiction issues defined therein. Any holder of this document is advised that information contained hereon reflects the Company's findings at the time of its intervention only and within the limits of Client's instructions, if any. The Company's sole responsibility is to its Client and this document does not exonerate parties to a transaction from exercising all their rights and obligations under the transaction documents. This document cannot be reproduced except in full, without prior written approval of the Company. Any unauthorized alteration, forgery or falsification of the content or appearance of this document is unlawful and offenders may be prosecuted to the fullest extent of the law. Unless otherwise stated the results shown in this test report refer only to the sample(s) tested and such sample(s) are retained for 30 days only.

Attention: To check the authenticity of testing/inspection report & certificate, please contact us at telephone: (86-755) 83071443, or email: [CN.Doccheck@sgs.com](mailto:CN.Doccheck@sgs.com)  
No.1 Workshop, M-10, Middle Section, Science & Technology Park, Shenzhen, China 518057 t (86-755) 26012053 f (86-755) 26710594 www.sgs.com.cn  
中国·深圳·科技园中区M-10栋一号厂房 邮编: 518057 t (86-755) 26012053 f (86-755) 26710594 sgs.china@sgs.com

Mode:c; Polarization:Horizontal; Modulation:GFSK; ; Channel:High



Site : chamber  
Condition: 3m HORIZONTAL  
Job No : 06292CR/06293CR  
Mode : 2480 Band edge  
Note : BT

	Freq	Cable Loss	Ant Factor	Preamplifier Factor	Read Level	Level	Limit	Over Limit	Remark
	MHz	dB	dB/m	dB	dBuV	dBuV/m	dBuV/m	dB	
1 *	2480.000	4.49	28.67	41.01	103.80	95.95	74.00	21.95	peak
2	2483.500	4.49	28.67	41.01	56.86	49.01	74.00	-24.99	peak
3	2484.345	4.50	28.67	41.01	58.88	51.04	74.00	-22.96	peak



Unless otherwise agreed in writing, this document is issued by the Company subject to its General Conditions of Service printed overleaf, available on request or accessible at <http://www.sgs.com/en/Terms-and-Conditions.aspx> and, for electronic format documents, subject to Terms and Conditions for Electronic Documents at <http://www.sgs.com/en/Terms-and-Conditions/Terms-e-Documents.aspx>. Attention is drawn to the limitation of liability, indemnification and jurisdiction issues defined therein. Any holder of this document is advised that information contained hereon reflects the Company's findings at the time of its intervention only and within the limits of Client's instructions, if any. The Company's sole responsibility is to its Client and this document does not exonerate parties to a transaction from exercising all their rights and obligations under the transaction documents. This document cannot be reproduced except in full, without prior written approval of the Company. Any unauthorized alteration, forgery or falsification of the content or appearance of this document is unlawful and offenders may be prosecuted to the fullest extent of the law. Unless otherwise stated the results shown in this test report refer only to the sample(s) tested and such sample(s) are retained for 30 days only.

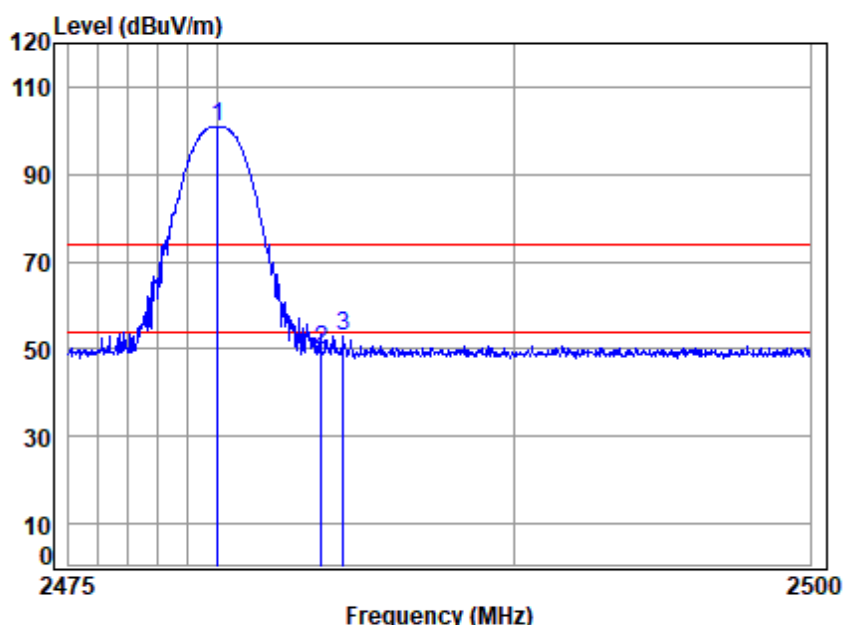
Attention: To check the authenticity of testing / inspection report & certificate, please contact us at telephone: (86-755) 83071443, or email: CN.Doccheck@sgs.com

SGS-CSTC Standards Technical Services Co., Ltd.  
Shenzhen Branch

No.1 Workshop, M-10, Middle Section, Science & Technology Park, Shenzhen, China 518057 t (86-755) 26012053 f (86-755) 26710594 www.sgs.com.cn  
中国·深圳·科技园中区M-10栋一号厂房 邮编: 518057 t (86-755) 26012053 f (86-755) 26710594 sgs.china@sgs.com



Mode:c; Polarization:Vertical; Modulation:GFSK; ; Channel:High



Site : chamber  
Condition: 3m VERTICAL  
Job No : 06292CR/06293CR  
Mode : 2480 Band edge  
Note : BT

		Cable	Ant	Preamp	Read		Limit	Over	
Freq		Loss	Factor	Factor	Level	Level	Line	Limit	Remark
MHz		dB	dB/m	dB	dBuV	dBuV/m	dBuV/m	dB	
1 *	2480.000	4.49	28.67	41.01	108.67	100.82	74.00	26.82	peak
2	2483.500	4.49	28.67	41.01	57.48	49.63	74.00	-24.37	peak
3	2484.221	4.50	28.67	41.01	60.62	52.78	74.00	-21.22	peak



Unless otherwise agreed in writing, this document is issued by the Company subject to its General Conditions of Service printed overleaf, available on request or accessible at <http://www.sgs.com/en/Terms-and-Conditions.aspx> and, for electronic format documents, subject to Terms and Conditions for Electronic Documents at <http://www.sgs.com/en/Terms-and-Conditions/Terms-e-Documents.aspx>. Attention is drawn to the limitation of liability, indemnification and jurisdiction issues defined therein. Any holder of this document is advised that information contained hereon reflects the Company's findings at the time of its intervention only and within the limits of Client's instructions, if any. The Company's sole responsibility is to its Client and this document does not exonerate parties to a transaction from exercising all their rights and obligations under the transaction documents. This document cannot be reproduced except in full, without prior written approval of the Company. Any unauthorized alteration, forgery or falsification of the content or appearance of this document is unlawful and offenders may be prosecuted to the fullest extent of the law. Unless otherwise stated the results shown in this test report refer only to the sample(s) tested and such sample(s) are retained for 30 days only.

Attention: To check the authenticity of testing / inspection report & certificate, please contact us at telephone: (86-755) 83071443, or email: [CN.Doccheck@sgs.com](mailto:CN.Doccheck@sgs.com)

SGS-CSTC Standards Technical Services Co., Ltd.  
Shenzhen Branch

No.1 Workshop, M-10, Middle Section, Science & Technology Park, Shenzhen, China 518057 t (86-755) 26012053 f (86-755) 26710594 www.sgs.com.cn  
中国·深圳·科技园中区M-10栋一号厂房 邮编: 518057 t (86-755) 26012053 f (86-755) 26710594 sgs.china@sgs.com

## 7.10 Radiated Spurious Emissions

Test Requirement 47 CFR Part 15, Subpart C 15.205 & 15.209

Test Method: ANSI C63.10 (2013) Section 6.4,6.5,6.6

Measurement Distance: 3m (Above 1GHz) and 10m (Below 1GHz)

Limit:

Frequency(MHz)	Field strength(microvolts/meter)	Measurement distance(meters)
0.009-0.490	2400/F(kHz)	300
0.490-1.705	24000/F(kHz)	30
1.705-30.0	30	30
30-88	100	3
88-216	150	3
216-960	200	3
Above 960	500	3

Remark: The emission limits shown in the above table are based on measurements employing a CISPR quasi-peak detector except for the frequency bands 9-90kHz, 110-490kHz and above 1000 MHz. Radiated emission limits in these three bands are based on measurements employing an average detector, the peak field strength of any emission shall not exceed the maximum permitted average limits specified above by more than 20 dB under any condition of modulation.



Unless otherwise agreed in writing, this document is issued by the Company subject to its General Conditions of Service printed overleaf, available on request or accessible at <http://www.sgs.com/en/Terms-and-Conditions.aspx> and, for electronic format documents, subject to Terms and Conditions for Electronic Documents at <http://www.sgs.com/en/Terms-and-Conditions/Terms-e-Documents.aspx>. Attention is drawn to the limitation of liability, indemnification and jurisdiction issues defined therein. Any holder of this document is advised that information contained hereon reflects the Company's findings at the time of its intervention only and within the limits of Client's instructions, if any. The Company's sole responsibility is to its Client and this document does not exonerate parties to a transaction from exercising all their rights and obligations under the transaction documents. This document cannot be reproduced except in full, without prior written approval of the Company. Any unauthorized alteration, forgery or falsification of the content or appearance of this document is unlawful and offenders may be prosecuted to the fullest extent of the law. Unless otherwise stated the results shown in this test report refer only to the sample(s) tested and such sample(s) are retained for 30 days only.

Attention: To check the authenticity of testing/inspection report & certificate, please contact us at telephone: (86-755) 83071443, or email: [CN.Doccheck@sgs.com](mailto:CN.Doccheck@sgs.com)

SGS-CSTC Standards Technical Services Co., Ltd.  
Shenzhen Branch, 2/F, 3/F, 4/F, 5/F, 6/F, 7/F, 8/F, 9/F, 10/F, 11/F, 12/F, 13/F, 14/F, 15/F, 16/F, 17/F, 18/F, 19/F, 20/F, 21/F, 22/F, 23/F, 24/F, 25/F, 26/F, 27/F, 28/F, 29/F, 30/F, 31/F, 32/F, 33/F, 34/F, 35/F, 36/F, 37/F, 38/F, 39/F, 40/F, 41/F, 42/F, 43/F, 44/F, 45/F, 46/F, 47/F, 48/F, 49/F, 50/F, 51/F, 52/F, 53/F, 54/F, 55/F, 56/F, 57/F, 58/F, 59/F, 60/F, 61/F, 62/F, 63/F, 64/F, 65/F, 66/F, 67/F, 68/F, 69/F, 70/F, 71/F, 72/F, 73/F, 74/F, 75/F, 76/F, 77/F, 78/F, 79/F, 80/F, 81/F, 82/F, 83/F, 84/F, 85/F, 86/F, 87/F, 88/F, 89/F, 90/F, 91/F, 92/F, 93/F, 94/F, 95/F, 96/F, 97/F, 98/F, 99/F, 100/F

No.1 Workshop, M-10, Middle Section, Science & Technology Park, Shenzhen, China 518057 t (86-755) 26012053 f (86-755) 26710594 www.sgs.com.cn  
中国·深圳·科技园中区M-10栋一号厂房 邮编: 518057 t (86-755) 26012053 f (86-755) 26710594 sgs.china@sgs.com

### 7.10.1 E.U.T. Operation

Operating Environment:

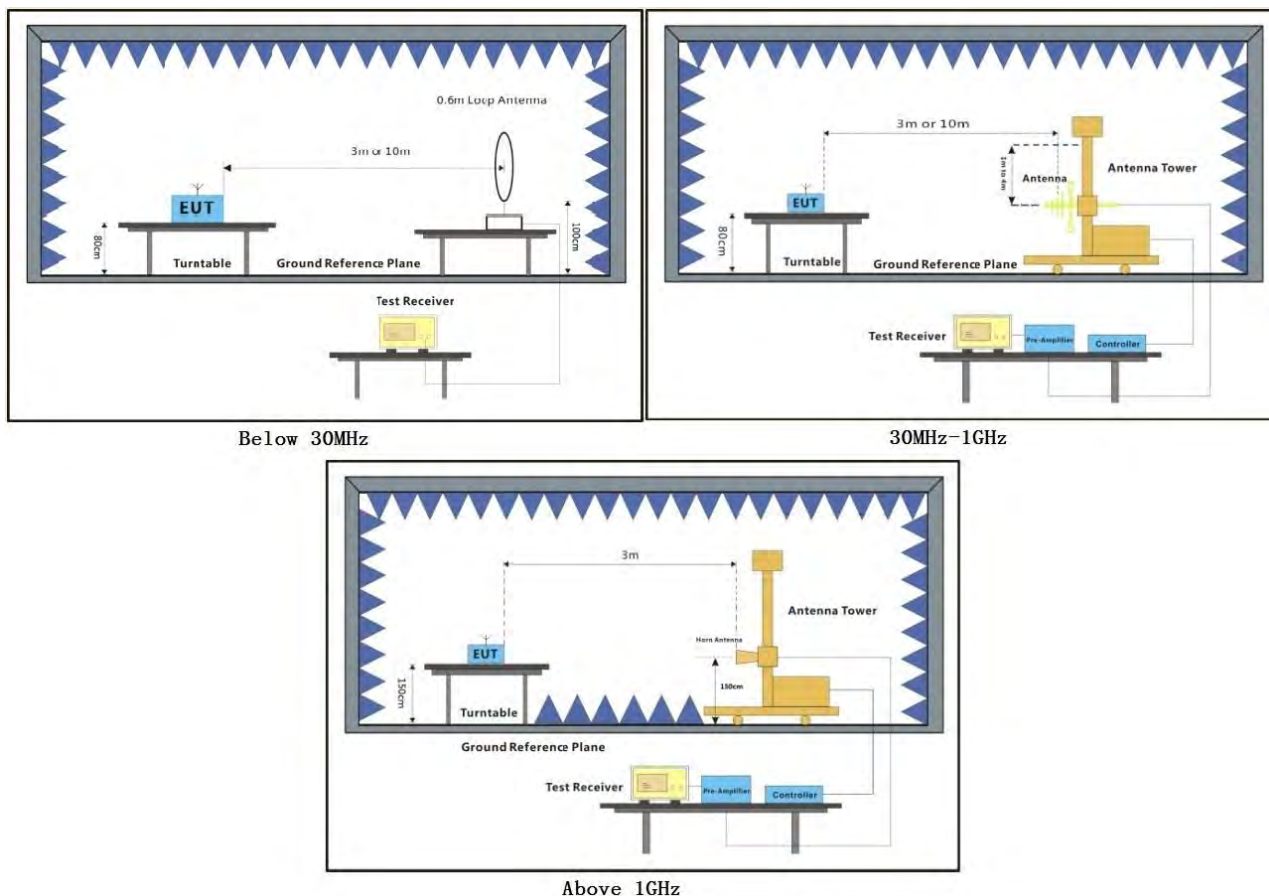
Temperature: 25 °C Humidity: 45 % RH Atmospheric Pressure: 1005 mbar

Pretest these modes to find the worst case: b:TX\_non-Hop mode\_Keep the EUT in continuously transmitting mode with GFSK modulation,  $\pi/4$ DQPSK modulation, 8DPSK modulation. All modes have been tested and only the data of worst case is recorded in the report.

c:Charge + TX\_non-Hop mode\_Keep the EUT in charging and continuously transmitting mode with GFSK modulation,  $\pi/4$ DQPSK modulation, 8DPSK modulation. All modes have been tested and only the data of worst case is recorded in the report.

The worst case for final test: c:Charge + TX\_non-Hop mode\_Keep the EUT in charging and continuously transmitting mode with GFSK modulation,  $\pi/4$ DQPSK modulation, 8DPSK modulation. All modes have been tested and only the data of worst case is recorded in the report.

### 7.10.2 Test Setup Diagram





### 7.10.3 Measurement Procedure and Data

- a. For below 1GHz, the EUT was placed on the top of a rotating table 0.8 meters above the ground at a 3 or 10 meter semi-anechoic chamber. The table was rotated 360 degrees to determine the position of the highest radiation.
- b. For above 1GHz, the EUT was placed on the top of a rotating table 1.5 meters above the ground at a 3 meter fully-anechoic chamber. The table was rotated 360 degrees to determine the position of the highest radiation.
- c. The EUT was set 3 or 10 meters away from the interference-receiving antenna, which was mounted on the top of a variable-height antenna tower.
- d. The antenna height is varied from one meter to four meters above the ground to determine the maximum value of the field strength. Both horizontal and vertical polarizations of the antenna are set to make the measurement.
- e. For each suspected emission, the EUT was arranged to its worst case and then the antenna was tuned to heights from 1 meter to 4 meters (for the test frequency of below 30MHz, the antenna was tuned to heights 1 meter) and the rotatable table was turned from 0 degrees to 360 degrees to find the maximum reading.
- f. The test-receiver system was set to Peak Detect Function and Specified Bandwidth with Maximum Hold Mode.
- g. If the emission level of the EUT in peak mode was 10dB lower than the limit specified, then testing could be stopped and the peak values of the EUT would be reported. Otherwise the emissions that did not have 10dB margin would be re-tested one by one using peak, quasi-peak or average method as specified and then reported in a data sheet.
- h. Test the EUT in the lowest channel, the middle channel, the Highest channel.
- i. The radiation measurements are performed in X, Y, Z axis positioning for Transmitting mode, and found the X axis positioning which it is the worst case.
- j. Repeat above procedures until all frequencies measured was complete.

#### Remark:

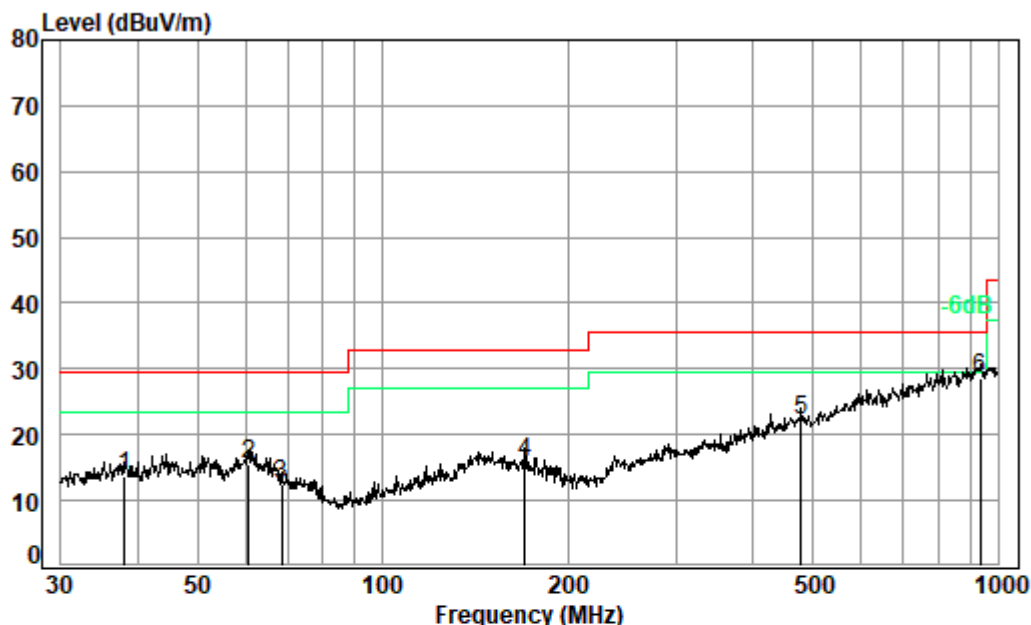
- 1) For emission below 1GHz, through pre-scan found the worst case is the lowest channel. Only the worst case is recorded in the report.
- 2) The field strength is calculated by adding the Antenna Factor, Cable Factor & Preamplifier. The basic equation with a sample calculation is as follows:  
Final Test Level = Receiver Reading + Antenna Factor + Cable Factor – Preamplifier Factor
- 3) Scan from 9kHz to 25GHz, the disturbance above 18GHz and below 30MHz was very low. The points marked on above plots are the highest emissions could be found when testing, so only above points had been displayed. The amplitude of spurious emissions from the radiator which are attenuated more than 20dB below the limit need not be reported.
- 4) For frequencies above 1GHz, the field strength limits are based on average limits. However, the peak field strength of any emission shall not exceed the maximum permitted average limits specified above by more than 20 dB under any condition of modulation. For the emissions whose peak level is lower than the average limit, only the peak measurement is shown in the report.



30MHz~1GHz

QP value:

Mode: c; Polarization: Horizontal;



Condition: 10m HORIZONTAL

Job No. : 06292CR

Test Mode: c

		Ant	Preamp	Cable	Read	Limit	Over	
	Freq	Factor	Factor	Loss	Level	Level	Line	Limit Remark
	MHz	dB/m	dB	dB	dBuV	dBuV/m	dBuV/m	dB
1	38.078	20.00	32.42	0.91	25.29	13.78	29.50	-15.72 QP
2	60.492	19.10	32.42	1.04	27.89	15.61	29.50	-13.89 QP
3	68.631	17.80	32.39	1.07	25.85	12.33	29.50	-17.17 QP
4	170.195	19.27	32.29	1.53	27.29	15.80	33.00	-17.20 QP
5	478.846	23.70	32.40	2.84	28.04	22.18	35.60	-13.42 QP
6 pp	935.546	29.80	31.33	3.47	26.75	28.69	35.60	-6.91 QP



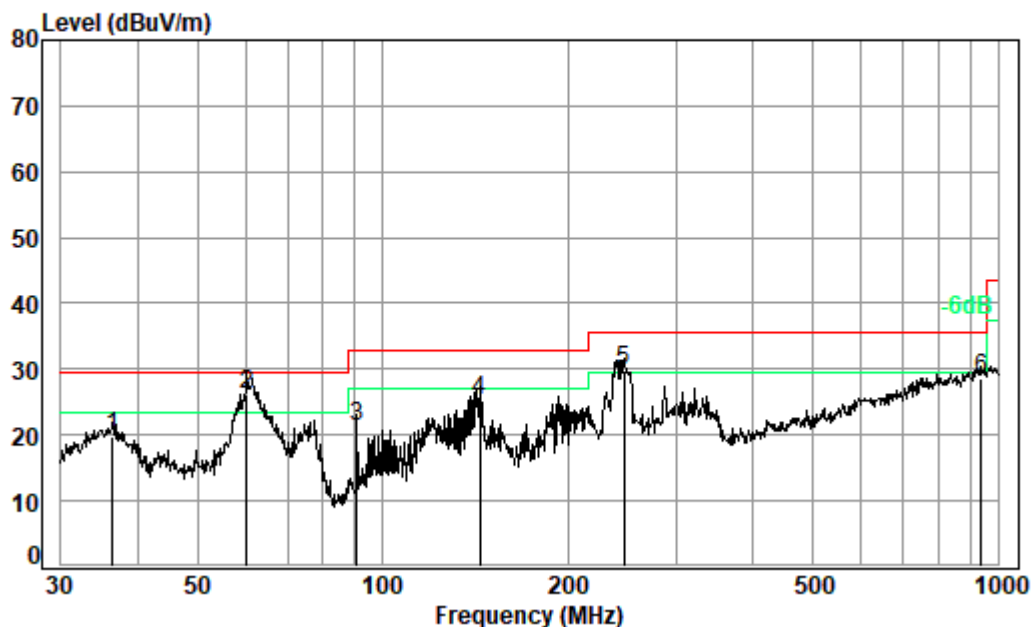
Unless otherwise agreed in writing, this document is issued by the Company subject to its General Conditions of Service printed overleaf, available on request or accessible at <http://www.sgs.com/en/Terms-and-Conditions.aspx> and, for electronic format documents, subject to Terms and Conditions for Electronic Documents at <http://www.sgs.com/en/Terms-and-Conditions/Terms-e-Documents.aspx>. Attention is drawn to the limitation of liability, indemnification and jurisdiction issues defined therein. Any holder of this document is advised that information contained hereon reflects the Company's findings at the time of its intervention only and within the limits of Client's instructions, if any. The Company's sole responsibility is to its Client and this document does not exonerate parties to a transaction from exercising all their rights and obligations under the transaction documents. This document cannot be reproduced except in full, without prior written approval of the Company. Any unauthorized alteration, forgery or falsification of the content or appearance of this document is unlawful and offenders may be prosecuted to the fullest extent of the law. Unless otherwise stated the results shown in this test report refer only to the sample(s) tested and such sample(s) are retained for 30 days only.

Attention: To check the authenticity of testing/inspection report & certificate, please contact us at telephone: (86-755) 83071443, or email: [CN.Doccheck@sgs.com](mailto:CN.Doccheck@sgs.com)

SGS-CSTC Standards Technical Services Co., Ltd.  
Shenzhen Branch Laboratory

No.1 Workshop, M-10, Middle Section, Science & Technology Park, Shenzhen, China 518057 t (86-755) 26012053 f (86-755) 26710594 www.sgs.com.cn  
中国·深圳·科技园中区M-10栋一号厂房 邮编: 518057 t (86-755) 26012053 f (86-755) 26710594 sgs.china@sgs.com

Mode :c; Polarization: Vertical



Condition: 10m VERTICAL

Job No. : 06292CR

Test Mode: c

	Ant	Preamp	Cable	Read	Limit	Over		
	Freq	Factor	Factor	Loss	Level	Level	Line	Limit Remark
	MHz	dB/m	dB	dB	dBuV	dBuV/m	dBuV/m	dB
1	36.381	19.60	32.41	0.90	31.66	19.75	29.50	-9.75 QP
2	pp 60.069	19.10	32.42	1.04	38.40	26.12	29.50	-3.38 QP
3	90.855	14.23	32.33	1.21	38.13	21.24	33.00	-11.76 QP
4	143.830	19.90	32.30	1.45	36.33	25.38	33.00	-7.62 QP
5	246.815	18.01	32.30	1.94	42.13	29.78	35.60	-5.82 QP
6	938.833	29.80	31.31	3.47	26.59	28.55	35.60	-7.05 QP



Unless otherwise agreed in writing, this document is issued by the Company subject to its General Conditions of Service printed overleaf, available on request or accessible at <http://www.sgs.com/en/Terms-and-Conditions.aspx> and, for electronic format documents, subject to Terms and Conditions for Electronic Documents at <http://www.sgs.com/en/Terms-and-Conditions/Terms-e-Document.aspx>. Attention is drawn to the limitation of liability, indemnification and jurisdiction issues defined therein. Any holder of this document is advised that information contained hereon reflects the Company's findings at the time of its intervention only and within the limits of Client's instructions, if any. The Company's sole responsibility is to its Client and this document does not exonerate parties to a transaction from exercising all their rights and obligations under the transaction documents. This document cannot be reproduced except in full, without prior written approval of the Company. Any unauthorized alteration, forgery or falsification of the content or appearance of this document is unlawful and offenders may be prosecuted to the fullest extent of the law. Unless otherwise stated the results shown in this test report refer only to the sample(s) tested and such sample(s) are retained for 30 days only.

Attention: To check the authenticity of testing/inspection report & certificate, please contact us at telephone: (86-755) 83071443, or email: [CN.Doccheck@sgs.com](mailto:CN.Doccheck@sgs.com)

SGS-CSTC Standards Technical Services Co., Ltd.  
Shenzhen Branch

No.1 Workshop, M-10, Middle Section, Science & Technology Park, Shenzhen, China 518057 t (86-755) 26012053 f (86-755) 26710594 www.sgs.com.cn  
中国·深圳·科技园中区M-10栋一号厂房 邮编: 518057 t (86-755) 26012053 f (86-755) 26710594 sgs.china@sgs.com

The test was performed at a 10m test site. According to below formulate and the test data at 10m test distance,

$$L_3 / L_{10} = D_{10} / D_3$$

Note:

L<sub>3</sub>: Level @ 3m distance. Unit: uV/m;

L<sub>10</sub>: Level @ 10m distance. Unit: uV/m;

D<sub>3</sub>: 3m distance. Unit: m

D<sub>10</sub>: 10m distance. Unit: m

The level at 3m test distance is below:

Frequency (MHz)	Level @ 10m (dBuV/m)	Level @ 10m (uV/m)	Level @ 3m (uV/m)	Level @ 3m (dBuV/m)	Limit @ 3m (dBuV/m)	Margin (dB)	Ant. Polarization
36.38	19.75	9.72	32.39	30.21	40.00	-9.79	V
60.07	26.12	20.23	67.43	36.58	40.00	-3.42	V
90.86	21.24	11.53	38.45	31.70	43.50	-11.80	V
143.83	25.38	18.58	61.93	35.84	43.50	-7.66	V
246.82	29.78	30.83	102.77	40.24	46.00	-5.76	V
938.83	28.55	26.76	89.20	39.01	46.00	-6.99	V
38.08	13.78	4.89	16.29	24.24	40.00	-15.76	H
60.49	15.61	6.03	20.11	26.07	40.00	-13.93	H
68.63	12.33	4.14	13.78	22.79	40.00	-17.21	H
170.20	15.80	6.17	20.55	26.26	43.50	-17.24	H
478.85	22.18	12.85	42.84	32.64	46.00	-13.36	H
935.55	28.69	27.20	90.65	39.15	46.00	-6.85	H

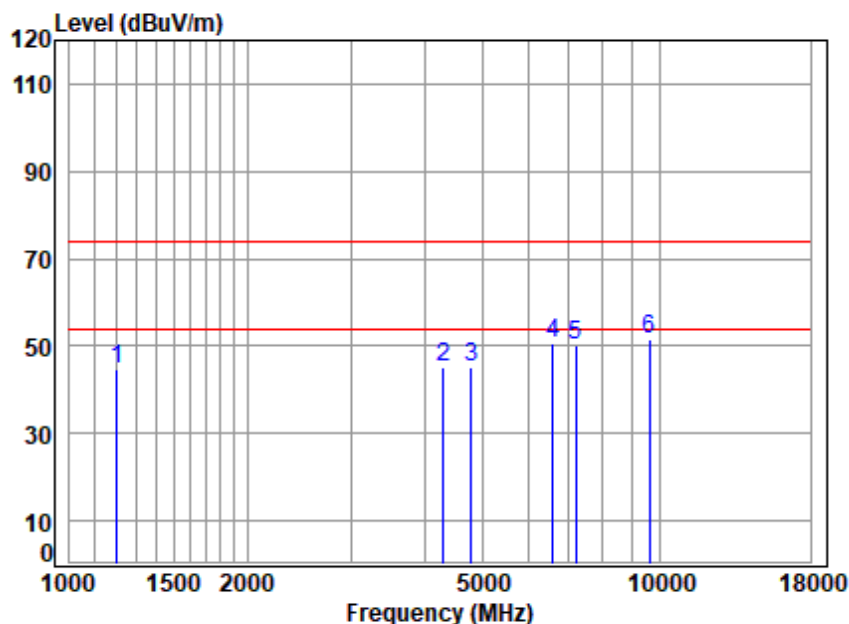


Unless otherwise agreed in writing, this document is issued by the Company subject to its General Conditions of Service printed overleaf, available on request or accessible at <http://www.sgs.com/en/Terms-and-Conditions.aspx> and, for electronic format documents, subject to Terms and Conditions for Electronic Documents at <http://www.sgs.com/en/Terms-and-Conditions/Terms-e-Documents.aspx>. Attention is drawn to the limitation of liability, indemnification and jurisdiction issues defined therein. Any holder of this document is advised that information contained hereon reflects the Company's findings at the time of its intervention only and within the limits of Client's instructions, if any. The Company's sole responsibility is to its Client and this document does not exonerate parties to a transaction from exercising all their rights and obligations under the transaction documents. This document cannot be reproduced except in full, without prior written approval of the Company. Any unauthorized alteration, forgery or falsification of the content or appearance of this document is unlawful and offenders may be prosecuted to the fullest extent of the law. Unless otherwise stated the results shown in this test report refer only to the sample(s) tested and such sample(s) are retained for 30 days only.

Attention: To check the authenticity of testing/inspection report & certificate, please contact us at telephone: (86-755) 83071443, or email: [CN.Doccheck@sgs.com](mailto:CN.Doccheck@sgs.com)  
 No.1 Workshop, M-10, Middle Section, Science & Technology Park, Shenzhen, China 518057 t (86-755) 26012053 f (86-755) 26710594 www.sgs.com.cn  
 中国·深圳·科技园中区M-10栋一号厂房 邮编: 518057 t (86-755) 26012053 f (86-755) 26710594 sgs.china@sgs.com

### Above 1GHz

Mode:c; Polarization:Horizontal; Modulation:GFSK; ; Channel:Low

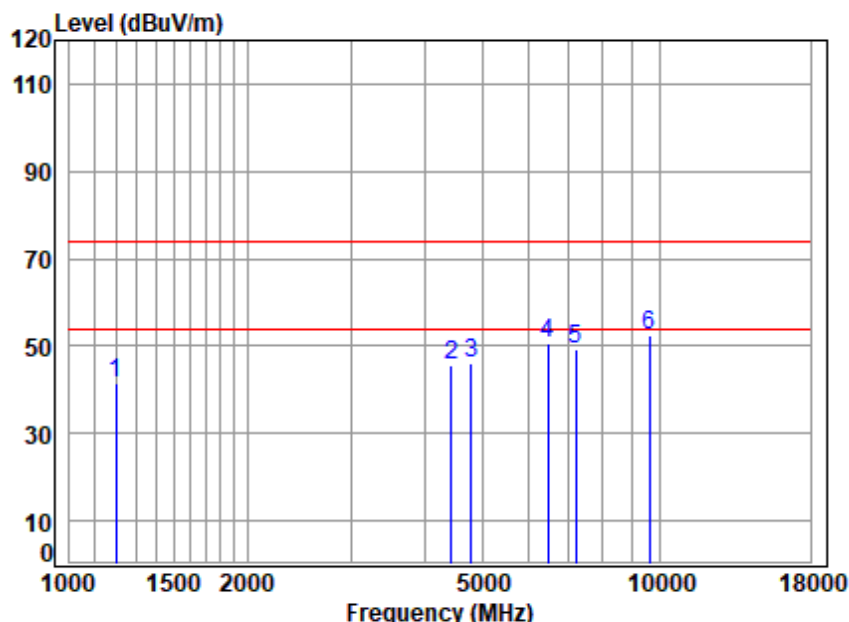


Site : chamber  
Condition: 3m HORIZONTAL  
Job No : 06292CR/06293CR  
Mode : 2402 TX SE  
Note : BT

	Freq	Cable Loss	Ant Factor	Preamp Factor	Read Level	Level	Limit	Over Limit	Remark
	MHz	dB	dB/m	dB	dBuV	dBuV/m	dBuV/m	dB	
1	1203.199	2.77	24.60	40.29	57.61	44.69	74.00	-29.31	peak
2	4304.400	6.58	33.26	42.40	47.96	45.40	74.00	-28.60	peak
3	4804.000	7.10	33.97	42.77	46.98	45.28	74.00	-28.72	peak
4	6583.209	8.32	35.65	41.91	48.39	50.45	74.00	-23.55	peak
5	7206.000	8.74	36.07	41.58	46.83	50.06	74.00	-23.94	peak
6	9608.000	10.81	37.67	38.57	41.79	51.70	74.00	-22.30	peak



Mode:c; Polarization:Vertical; Modulation:GFSK; ; Channel:Low



Site : chamber  
Condition: 3m VERTICAL  
Job No : 06292CR/06293CR  
Mode : 2402 TX SE  
Note : BT

	Freq	Cable Loss	Ant Factor	Preamp Factor	Read Level	Level	Limit	Over Limit	Remark
	MHz	dB	dB/m	dB	dBuV	dBuV/m	dBuV/m	dB	
1	1199.726	2.76	24.59	40.28	54.60	41.67	74.00	-32.33	peak
2	4443.453	6.71	33.50	42.51	47.75	45.45	74.00	-28.55	peak
3	4804.000	7.10	33.97	42.77	47.61	45.91	74.00	-28.09	peak
4	6470.026	8.28	35.57	41.97	48.84	50.72	74.00	-23.28	peak
5	7206.000	8.74	36.07	41.58	45.85	49.08	74.00	-24.92	peak
6	9608.000	10.81	37.67	38.57	42.77	52.68	74.00	-21.32	peak



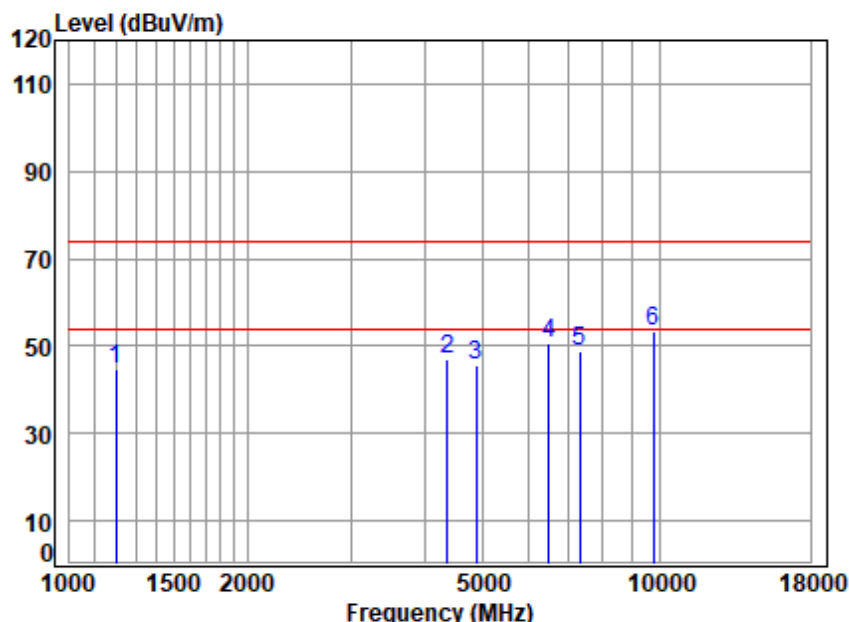
Unless otherwise agreed in writing, this document is issued by the Company subject to its General Conditions of Service printed overleaf, available on request or accessible at <http://www.sgs.com/en/Terms-and-Conditions.aspx> and, for electronic format documents, subject to Terms and Conditions for Electronic Documents at <http://www.sgs.com/en/Terms-and-Conditions/Terms-e-Documents.aspx>. Attention is drawn to the limitation of liability, indemnification and jurisdiction issues defined therein. Any holder of this document is advised that information contained hereon reflects the Company's findings at the time of its intervention only and within the limits of Client's instructions, if any. The Company's sole responsibility is to its Client and this document does not exonerate parties to a transaction from exercising all their rights and obligations under the transaction documents. This document cannot be reproduced except in full, without prior written approval of the Company. Any unauthorized alteration, forgery or falsification of the content or appearance of this document is unlawful and offenders may be prosecuted to the fullest extent of the law. Unless otherwise stated the results shown in this test report refer only to the sample(s) tested and such sample(s) are retained for 30 days only.

Attention: To check the authenticity of testing/inspection report & certificate, please contact us at telephone: (86-755) 83071443, or email: CN.Doccheck@sgs.com

SGS-CSTC Standards Technical Services Co., Ltd.  
Shenzhen Branch

No.1 Workshop, M-10, Middle Section, Science & Technology Park, Shenzhen, China 518057 t (86-755) 26012053 f (86-755) 26710594 www.sgs.com.cn  
中国·深圳·科技园中区M-10栋一号厂房 邮编: 518057 t (86-755) 26012053 f (86-755) 26710594 sgs.china@sgs.com

Mode:c; Polarization:Horizontal; Modulation:GFSK; ; Channel:middle



Site : chamber  
Condition: 3m HORIZONTAL  
Job No : 06292CR/06293CR  
Mode : 2441 TX SE  
Note : BT

	Freq	Cable Loss	Ant Factor	Preamp Factor	Read Level	Level	Limit	Over Limit	Remark
	MHz	dB	dB/m	dB	dBuV	dBuV/m	dBuV/m	dB	
1	1199.726	2.76	24.59	40.28	57.81	44.88	74.00	-29.12	peak
2	4367.058	6.64	33.37	42.45	49.31	46.87	74.00	-27.13	peak
3	4882.000	7.18	34.06	42.82	47.16	45.58	74.00	-28.42	peak
4	6488.754	8.28	35.59	41.96	48.95	50.86	74.00	-23.14	peak
5	7323.000	8.85	36.16	41.52	45.19	48.68	74.00	-25.32	peak
6	9764.000	10.76	37.76	38.34	43.36	53.54	74.00	-20.46	peak



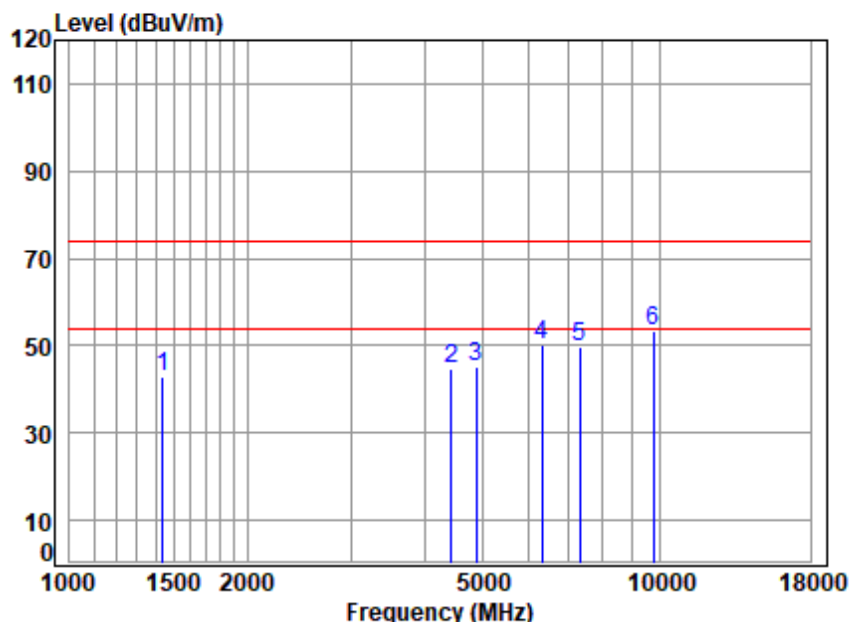
Unless otherwise agreed in writing, this document is issued by the Company subject to its General Conditions of Service printed overleaf, available on request or accessible at <http://www.sgs.com/en/Terms-and-Conditions.aspx> and, for electronic format documents, subject to Terms and Conditions for Electronic Documents at <http://www.sgs.com/en/Terms-and-Conditions/Terms-e-Documents.aspx>. Attention is drawn to the limitation of liability, indemnification and jurisdiction issues defined therein. Any holder of this document is advised that information contained hereon reflects the Company's findings at the time of its intervention only and within the limits of Client's instructions, if any. The Company's sole responsibility is to its Client and this document does not exonerate parties to a transaction from exercising all their rights and obligations under the transaction documents. This document cannot be reproduced except in full, without prior written approval of the Company. Any unauthorized alteration, forgery or falsification of the content or appearance of this document is unlawful and offenders may be prosecuted to the fullest extent of the law. Unless otherwise stated the results shown in this test report refer only to the sample(s) tested and such sample(s) are retained for 30 days only.

Attention: To check the authenticity of testing/inspection report & certificate, please contact us at telephone: (86-755) 83071443, or email: CN.Doccheck@sgs.com

SGS-CSTC Standards Technical Services Co., Ltd.  
Shenzhen Branch

No.1 Workshop, M-10, Middle Section, Science & Technology Park, Shenzhen, China 518057 t (86-755) 26012053 f (86-755) 26710594 www.sgs.com.cn  
中国·深圳·科技园中区M-10栋一号厂房 邮编: 518057 t (86-755) 26012053 f (86-755) 26710594 sgs.china@sgs.com

Mode:c; Polarization:Vertical; Modulation:GFSK; ; Channel:middle



Site : chamber  
Condition: 3m VERTICAL  
Job No : 06292CR/06293CR  
Mode : 2441 TX SE  
Note : BT

	Freq	Cable Loss	Ant Factor	Preamp Factor	Read Level	Level	Limit Line	Over Limit	Remark
	MHz	dB	dB/m	dB	dBuV	dBuV/m	dBuV/m	dB	
1	1439.343	3.17	25.58	40.46	54.55	42.84	74.00	-31.16	peak
2	4443.453	6.71	33.50	42.51	47.19	44.89	74.00	-29.11	peak
3	4882.000	7.18	34.06	42.82	46.66	45.08	74.00	-28.92	peak
4	6322.136	8.27	35.43	42.05	48.52	50.17	74.00	-23.83	peak
5	7323.000	8.85	36.16	41.52	46.04	49.53	74.00	-24.47	peak
6	9764.000	10.76	37.76	38.34	43.23	53.41	74.00	-20.59	peak

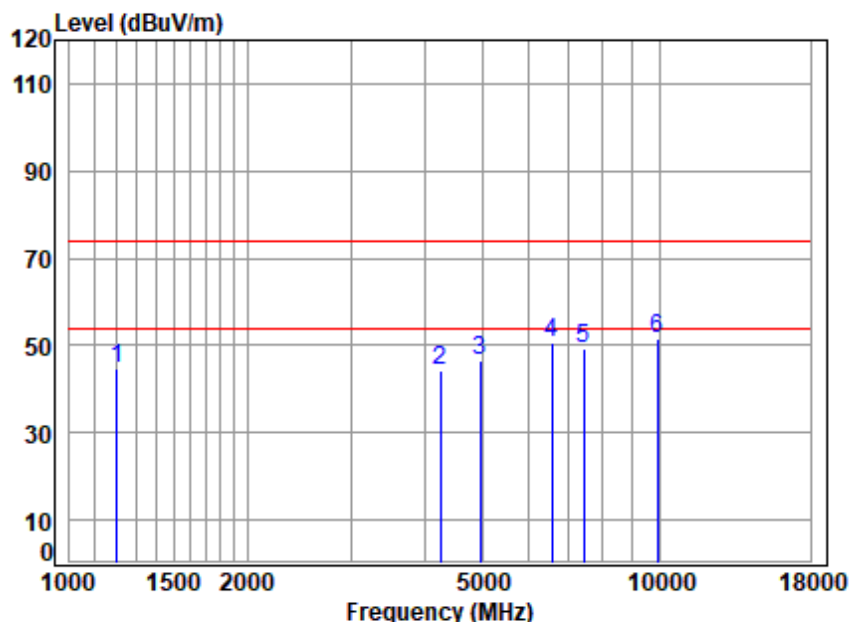


Unless otherwise agreed in writing, this document is issued by the Company subject to its General Conditions of Service printed overleaf, available on request or accessible at <http://www.sgs.com/en/Terms-and-Conditions.aspx> and, for electronic format documents, subject to Terms and Conditions for Electronic Documents at <http://www.sgs.com/en/Terms-and-Conditions/Terms-e-Documents.aspx>. Attention is drawn to the limitation of liability, indemnification and jurisdiction issues defined therein. Any holder of this document is advised that information contained hereon reflects the Company's findings at the time of its intervention only and within the limits of Client's instructions, if any. The Company's sole responsibility is to its Client and this document does not exonerate parties to a transaction from exercising all their rights and obligations under the transaction documents. This document cannot be reproduced except in full, without prior written approval of the Company. Any unauthorized alteration, forgery or falsification of the content or appearance of this document is unlawful and offenders may be prosecuted to the fullest extent of the law. Unless otherwise stated the results shown in this test report refer only to the sample(s) tested and such sample(s) are retained for 30 days only.  
Attention: To check the authenticity of testing/inspection report & certificate, please contact us at telephone: (86-755) 83071443, or email: CN.Doccheck@sgs.com

SGS-CSTC Standards Technical Services Co., Ltd.  
Shenzhen Branch Laboratory

No.1 Workshop, M-10, Middle Section, Science & Technology Park, Shenzhen, China 518057 t (86-755) 26012053 f (86-755) 26710594 www.sgs.com.cn  
中国·深圳·科技园中区M-10栋一号厂房 邮编: 518057 t (86-755) 26012053 f (86-755) 26710594 sgs.china@sgs.com

Mode:c; Polarization:Horizontal; Modulation:GFSK; ; Channel:High

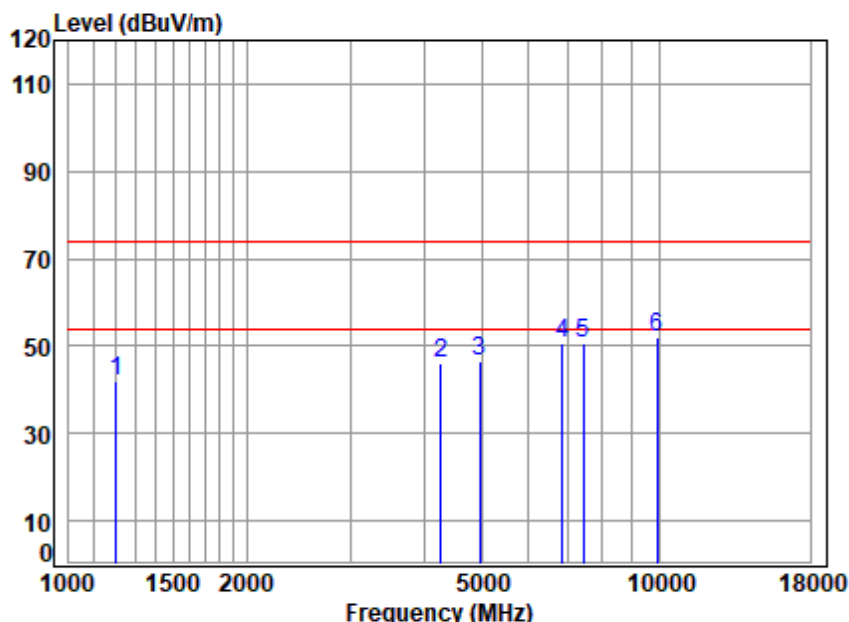


Site : chamber  
Condition: 3m HORIZONTAL  
Job No : 06292CR/06293CR  
Mode : 2480 TX SE  
Note : BT

	Freq	Cable Loss	Ant Factor	Preamp Factor	Read Level	Level	Limit	Over Limit	Remark
	MHz	dB	dB/m	dB	dBuV	dBuV/m	dBuV/m	dB	
1	1203.199	2.77	24.60	40.29	57.67	44.75	74.00	-29.25	peak
2	4254.921	6.53	33.17	42.36	47.11	44.45	74.00	-29.55	peak
3	4960.000	7.26	34.15	42.87	47.85	46.39	74.00	-27.61	peak
4	6564.209	8.31	35.64	41.92	48.71	50.74	74.00	-23.26	peak
5	7440.000	8.96	36.25	41.46	45.46	49.21	74.00	-24.79	peak
6	9920.000	10.71	37.85	38.12	41.28	51.72	74.00	-22.28	peak



Mode:c; Polarization:Vertical; Modulation:GFSK; ; Channel:High



Site : chamber  
Condition: 3m VERTICAL  
Job No : 06292CR/06293CR  
Mode : 2480 TX SE  
Note : BT

	Freq	Cable Loss	Ant Factor	Preamp Factor	Read Level	Level	Limit	Over Limit	Remark
	MHz	dB	dB/m	dB	dBuV	dBuV/m	dBuV/m	dB	
1	1203.199	2.77	24.60	40.29	54.96	42.04	74.00	-31.96	peak
2	4267.237	6.54	33.19	42.37	48.78	46.14	74.00	-27.86	peak
3	4960.000	7.26	34.15	42.87	48.15	46.69	74.00	-27.31	peak
4	6855.063	8.47	35.82	41.76	48.19	50.72	74.00	-23.28	peak
5	7440.000	8.96	36.25	41.46	46.85	50.60	74.00	-23.40	peak
6	9920.000	10.71	37.85	38.12	41.48	51.92	74.00	-22.08	peak



Unless otherwise agreed in writing, this document is issued by the Company subject to its General Conditions of Service printed overleaf, available on request or accessible at <http://www.sgs.com/en/Terms-and-Conditions.aspx> and, for electronic format documents, subject to Terms and Conditions for Electronic Documents at <http://www.sgs.com/en/Terms-and-Conditions/Terms-e-Documents.aspx>. Attention is drawn to the limitation of liability, indemnification and jurisdiction issues defined therein. Any holder of this document is advised that information contained hereon reflects the Company's findings at the time of its intervention only and within the limits of Client's instructions, if any. The Company's sole responsibility is to its Client and this document does not exonerate parties to a transaction from exercising all their rights and obligations under the transaction documents. This document cannot be reproduced except in full, without prior written approval of the Company. Any unauthorized alteration, forgery or falsification of the content or appearance of this document is unlawful and offenders may be prosecuted to the fullest extent of the law. Unless otherwise stated the results shown in this test report refer only to the sample(s) tested and such sample(s) are retained for 30 days only.

Attention: To check the authenticity of testing / inspection report & certificate, please contact us at telephone: (86-755) 83071443, or email: [CN.Doccheck@sgs.com](mailto:CN.Doccheck@sgs.com)

SGS-CSTC Standards Technical Services Co., Ltd.  
Shenzhen Branch Laboratory

No.1 Workshop, M-10, Middle Section, Science & Technology Park, Shenzhen, China 518057 t (86-755) 26012053 f (86-755) 26710594 www.sgs.com.cn  
中国·深圳·科技园中区M-10栋一号厂房 邮编: 518057 t (86-755) 26012053 f (86-755) 26710594 sgs.china@sgs.com

## 8 Photographs

### 8.1 Test Setup

Please refer to setup photo.

### 8.2 EUT Constructional Details (EUT Photos)

Please refer to external and internal photos for details.



Unless otherwise agreed in writing, this document is issued by the Company subject to its General Conditions of Service printed overleaf, available on request or accessible at <http://www.sgs.com/en/Terms-and-Conditions.aspx> and, for electronic format documents, subject to Terms and Conditions for Electronic Documents at <http://www.sgs.com/en/Terms-and-Conditions/Terms-e-Documents.aspx>. Attention is drawn to the limitation of liability, indemnification and jurisdiction issues defined therein. Any holder of this document is advised that information contained hereon reflects the Company's findings at the time of its intervention only and within the limits of Client's instructions, if any. The Company's sole responsibility is to its Client and this document does not exonerate parties to a transaction from exercising all their rights and obligations under the transaction documents. This document cannot be reproduced except in full, without prior written approval of the Company. Any unauthorized alteration, forgery or falsification of the content or appearance of this document is unlawful and offenders may be prosecuted to the fullest extent of the law. Unless otherwise stated the results shown in this test report refer only to the sample(s) tested and such sample(s) are retained for 30 days only.

Attention: To check the authenticity of testing/inspection report & certificate, please contact us at telephone: (86-755) 83071443, or email: [CN\\_Doccheck@sgs.com](mailto:CN_Doccheck@sgs.com)

SGS-CSTC Standards Technical Services Co., Ltd.  
 Shenzhen Branch, Inspection & Testing Services Laboratory

No.1 Workshop, M-10, Middle Section, Science & Technology Park, Shenzhen, China 518057 t (86-755) 26012053 f (86-755) 26710594 www.sgs.com.cn  
 中国·深圳·科技园中区M-10栋一号厂房 邮编: 518057 t (86-755) 26012053 f (86-755) 26710594 sgs.china@sgs.com

## 9 Appendix

### 9.1 Appendix 15.247

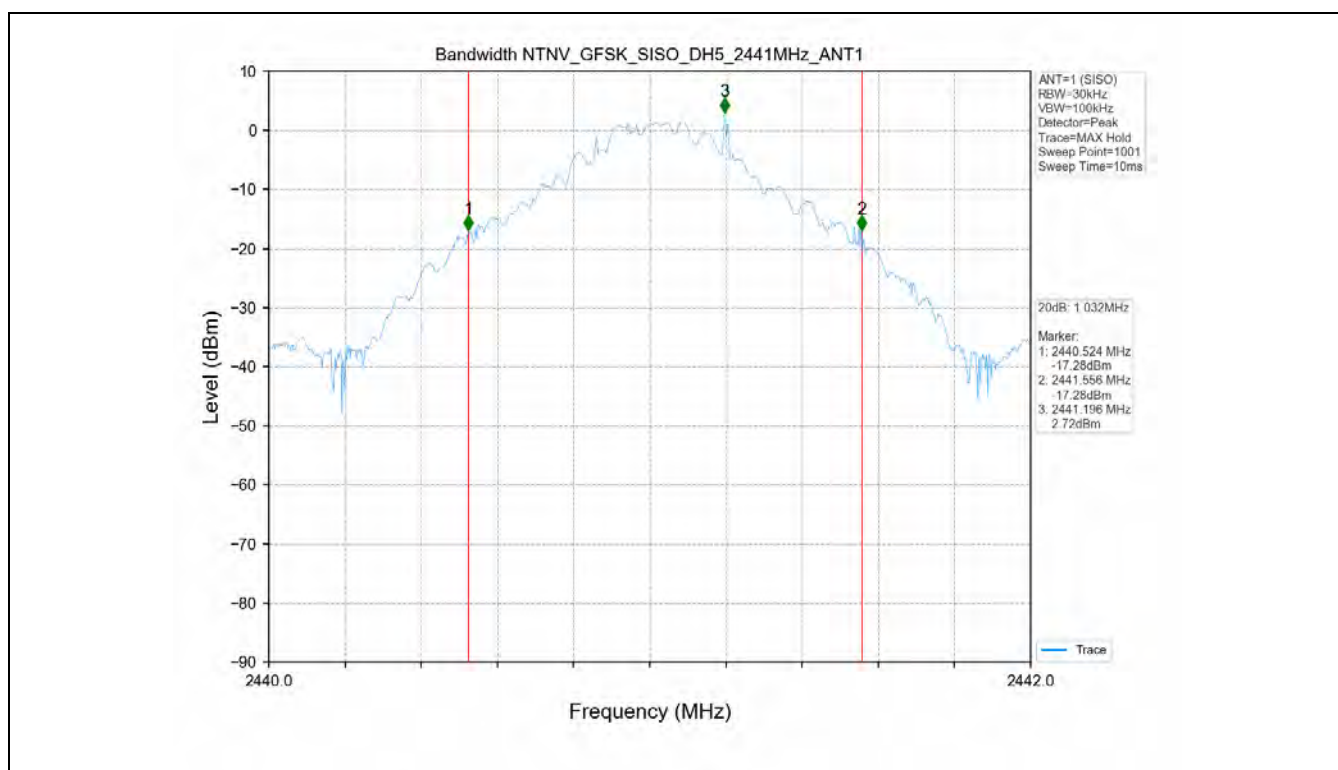
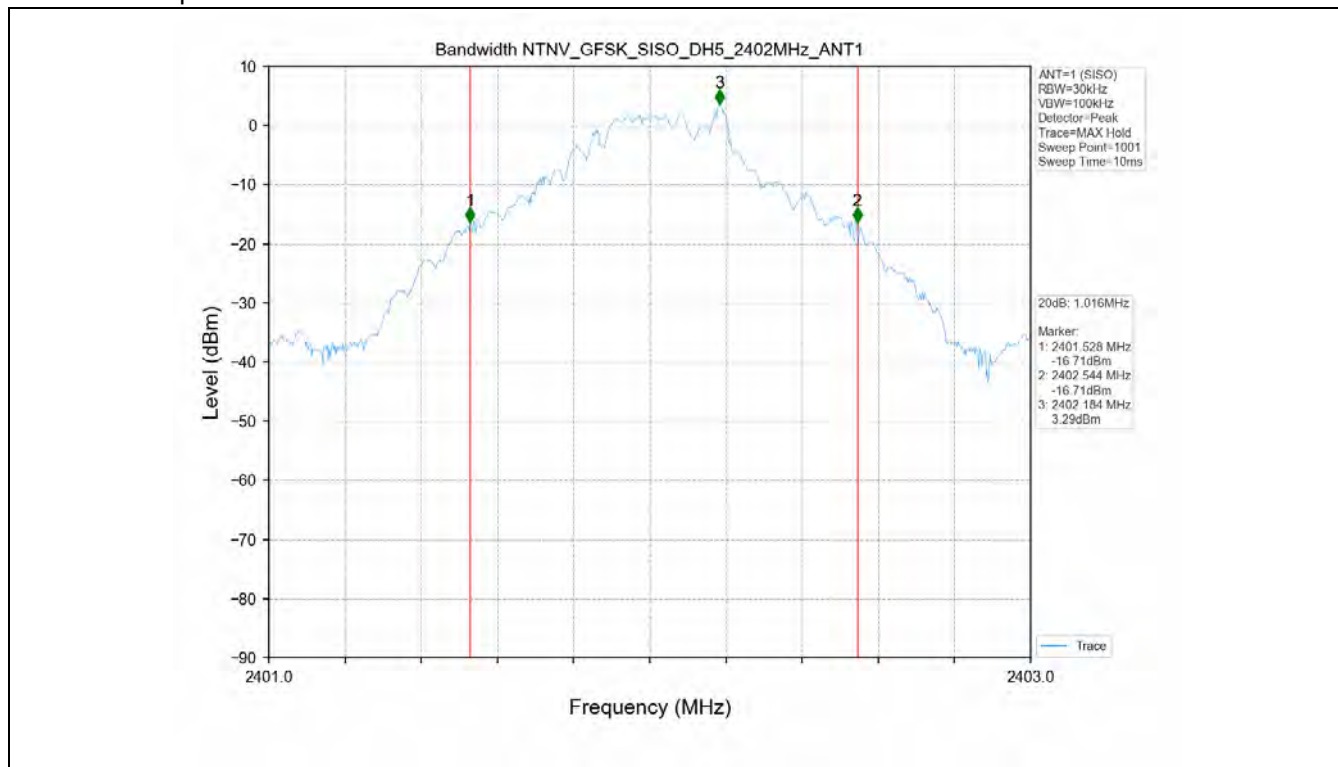
#### 1. Bandwidth

##### 1.1 Test Result

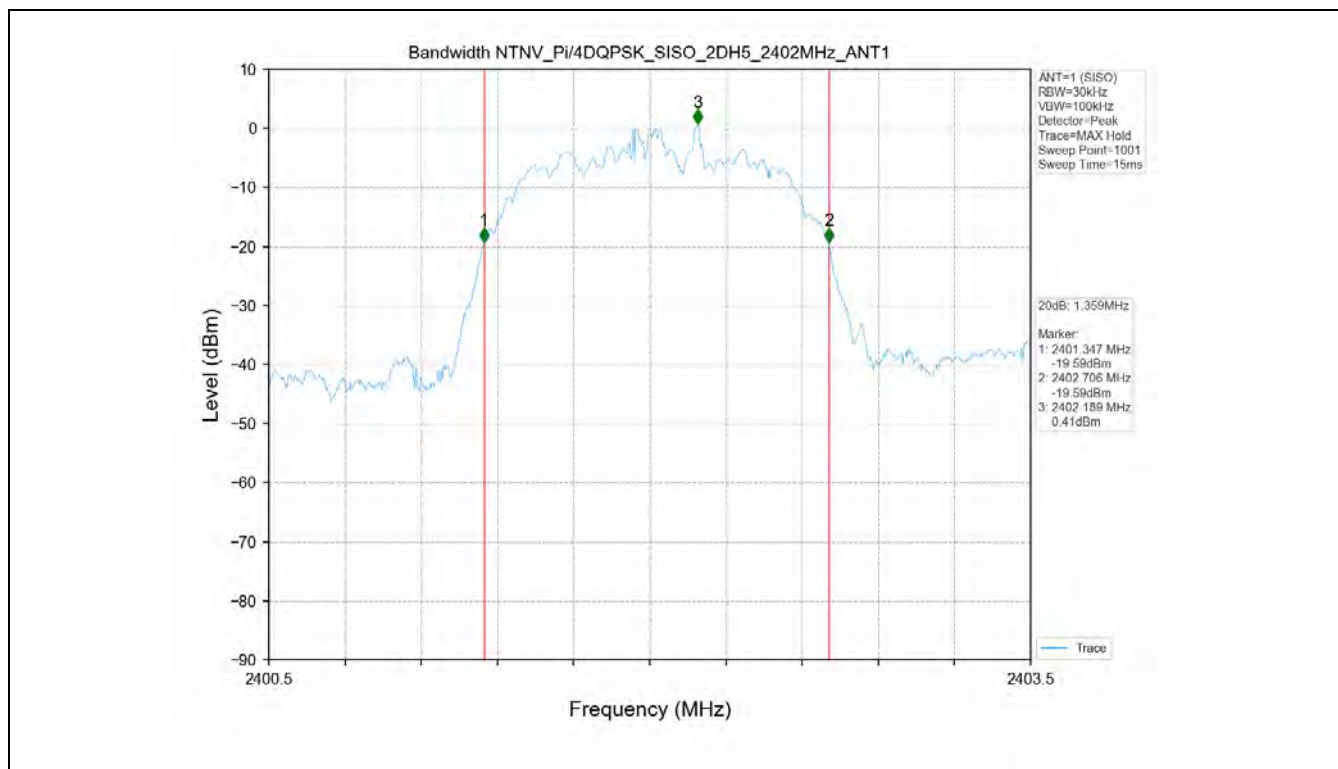
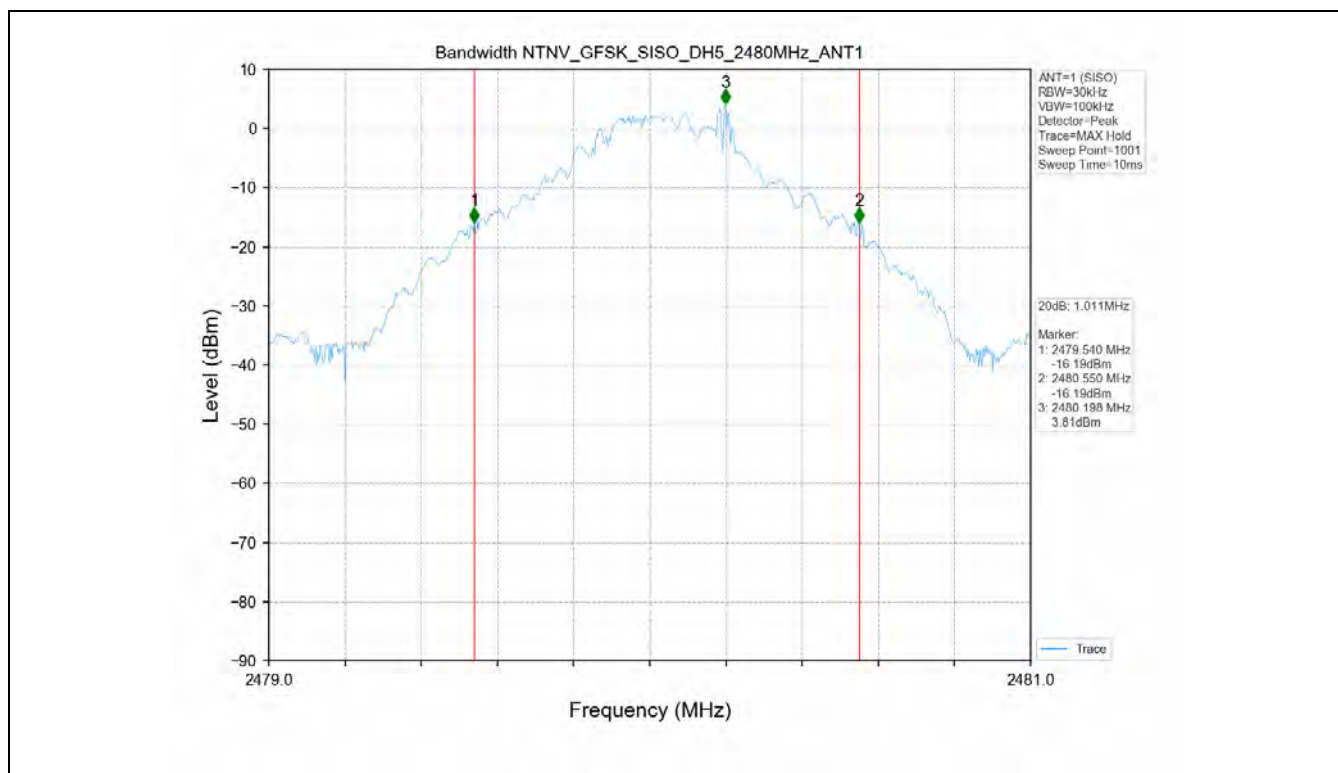
Test Mode	Frequency (MHz)	TX Type	ANT No.	20dB Bandwidth	Verdict
				Test Result (MHz)	
GFSK	2402	SISO	1	1.016	PASS
	2441	SISO	1	1.032	PASS
	2480	SISO	1	1.011	PASS
Pi/4DQPSK	2402	SISO	1	1.359	PASS
	2441	SISO	1	1.361	PASS
	2480	SISO	1	1.363	PASS
8DPSK	2402	SISO	1	1.313	PASS
	2441	SISO	1	1.310	PASS
	2480	SISO	1	1.322	PASS

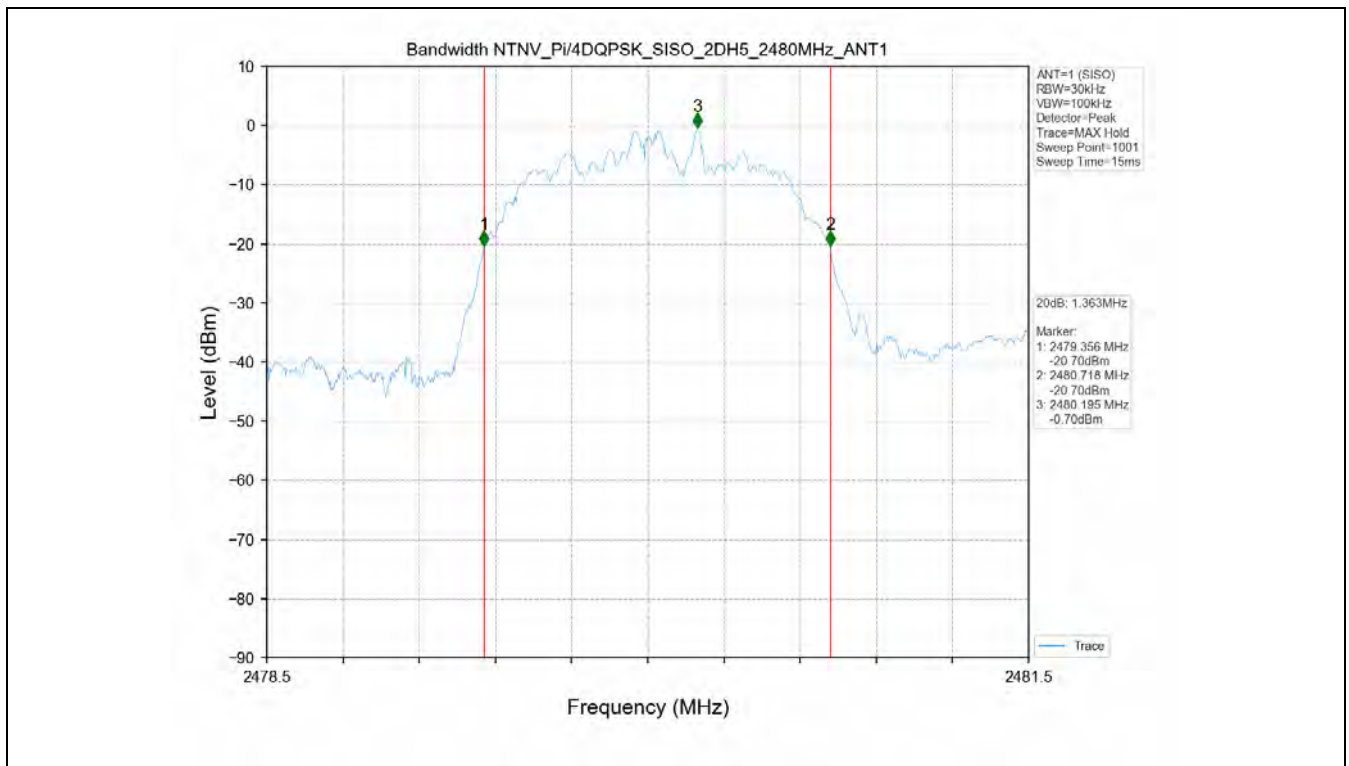
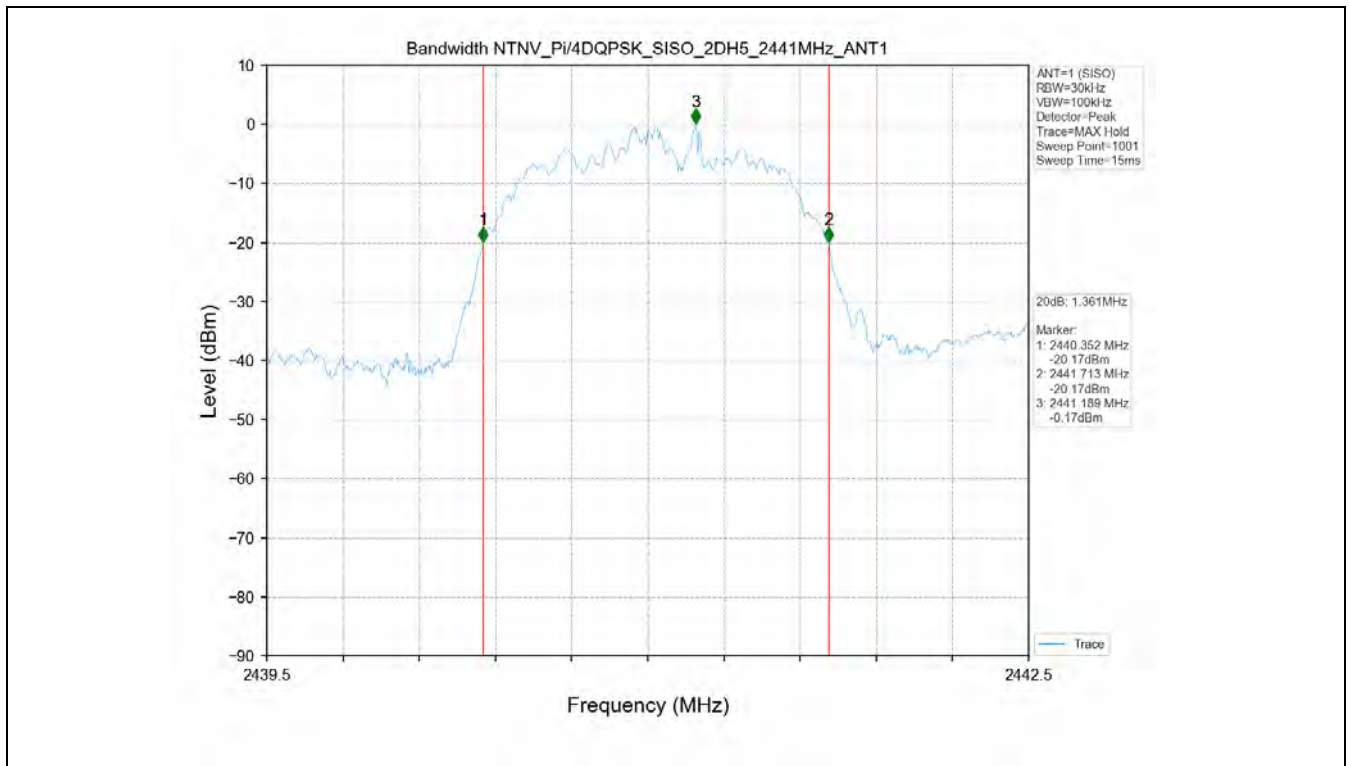
Test Mode	Frequency (MHz)	TX Type	ANT No.	99% Occupied Bandwidth	
				Test Result (MHz)	
GFSK	2402	SISO	1	0.917	Only for Report Use
	2441	SISO	1	0.912	Only for Report Use
	2480	SISO	1	0.930	Only for Report Use
Pi/4DQPSK	2402	SISO	1	1.212	Only for Report Use
	2441	SISO	1	1.219	Only for Report Use
	2480	SISO	1	1.218	Only for Report Use
8DPSK	2402	SISO	1	1.210	Only for Report Use
	2441	SISO	1	1.216	Only for Report Use
	2480	SISO	1	1.216	Only for Report Use

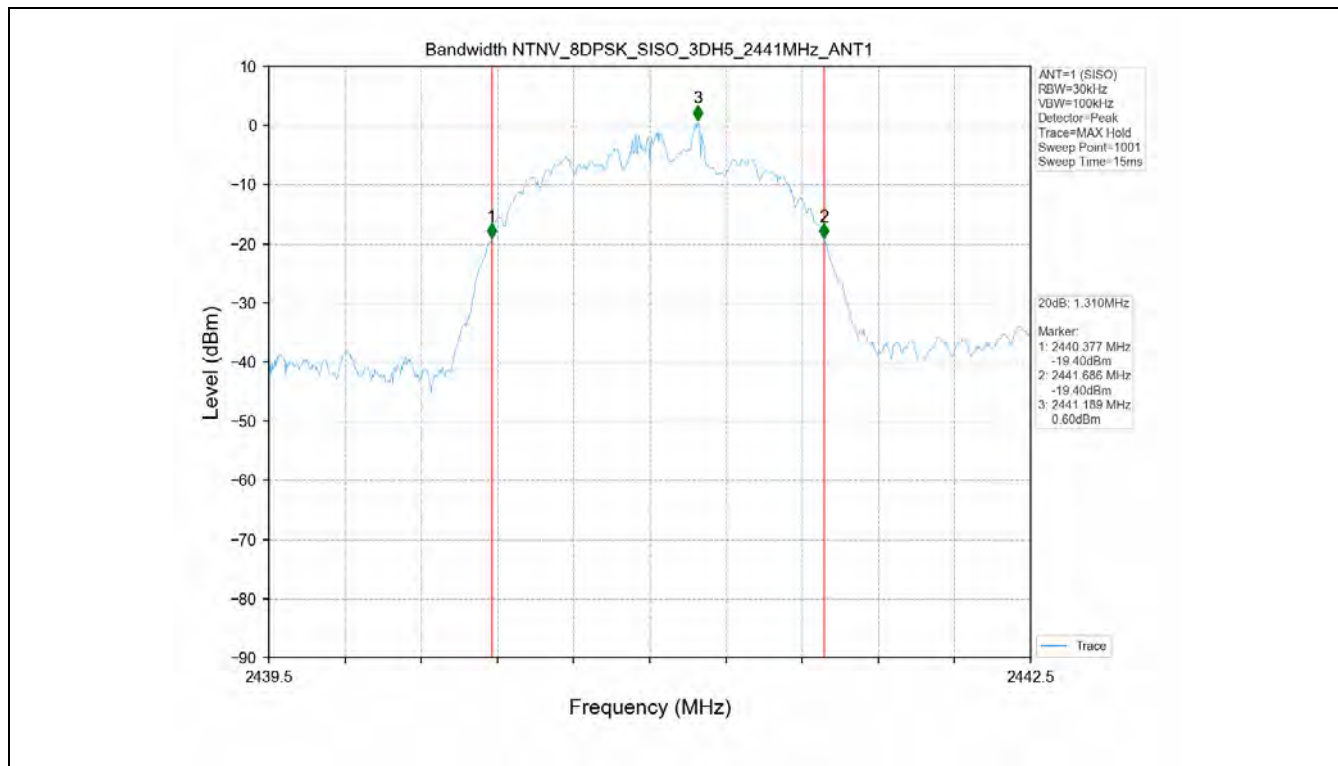
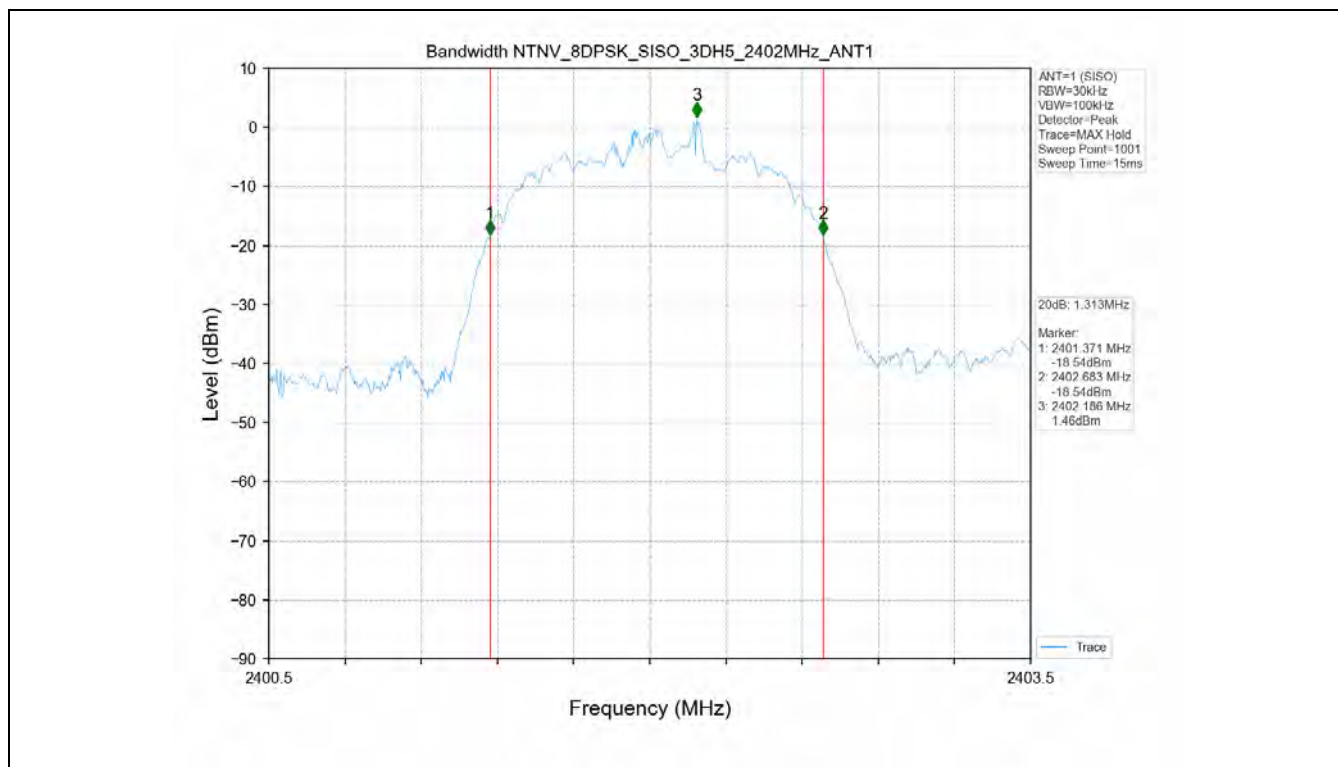
### 1.2 Test Graph - 20dB Bandwidth



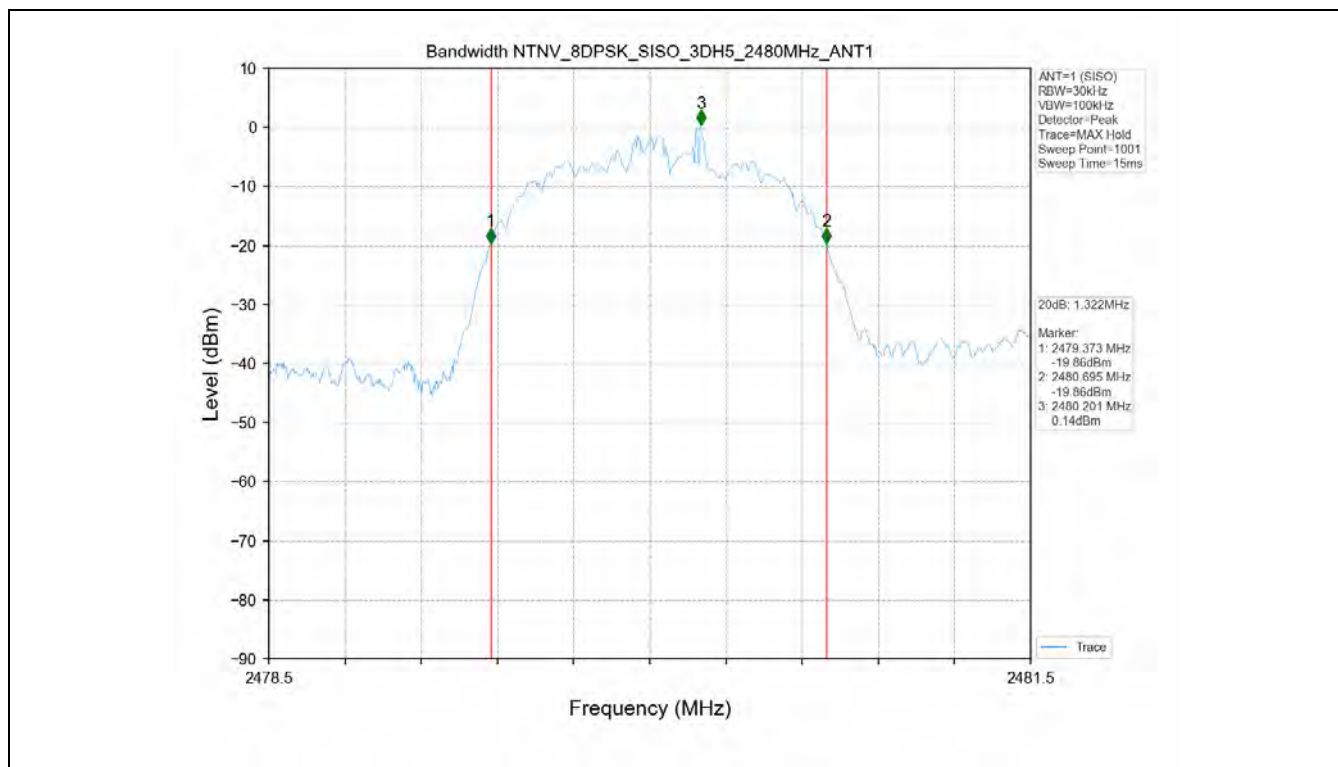




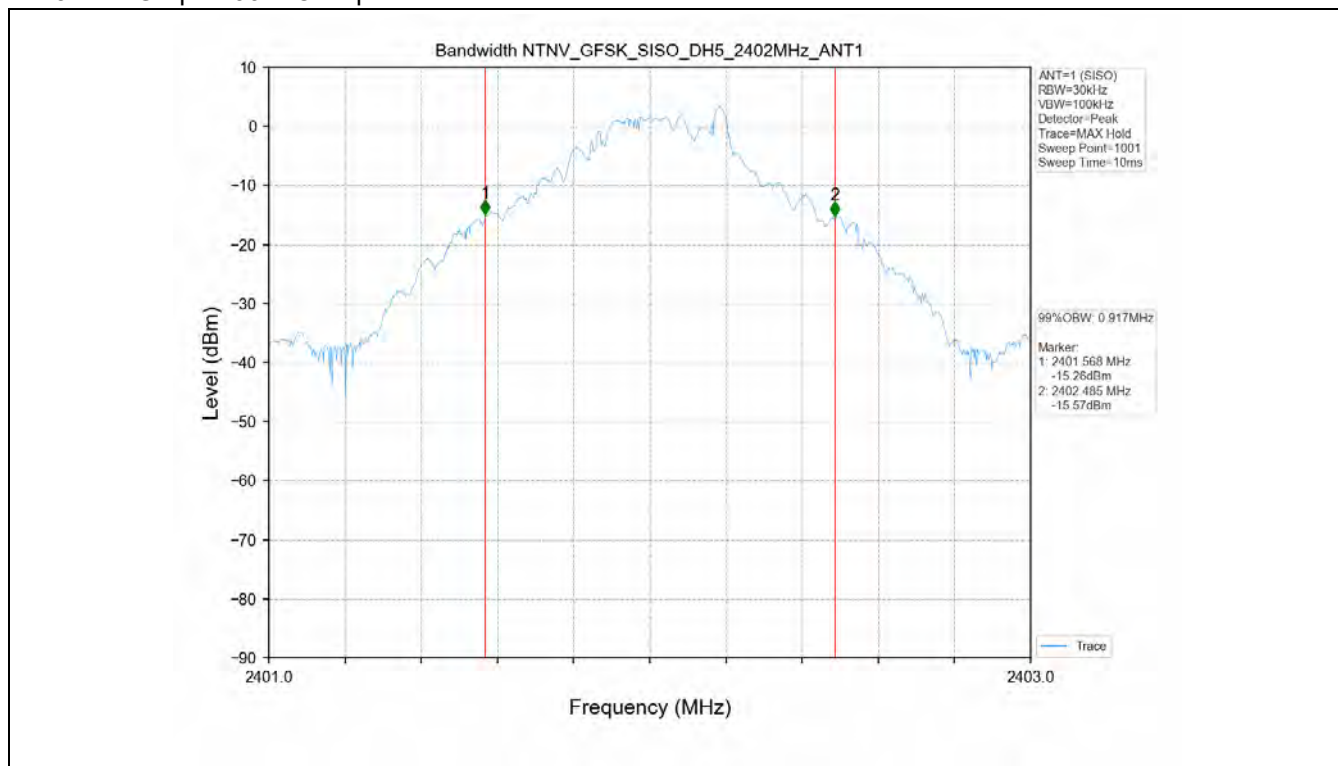




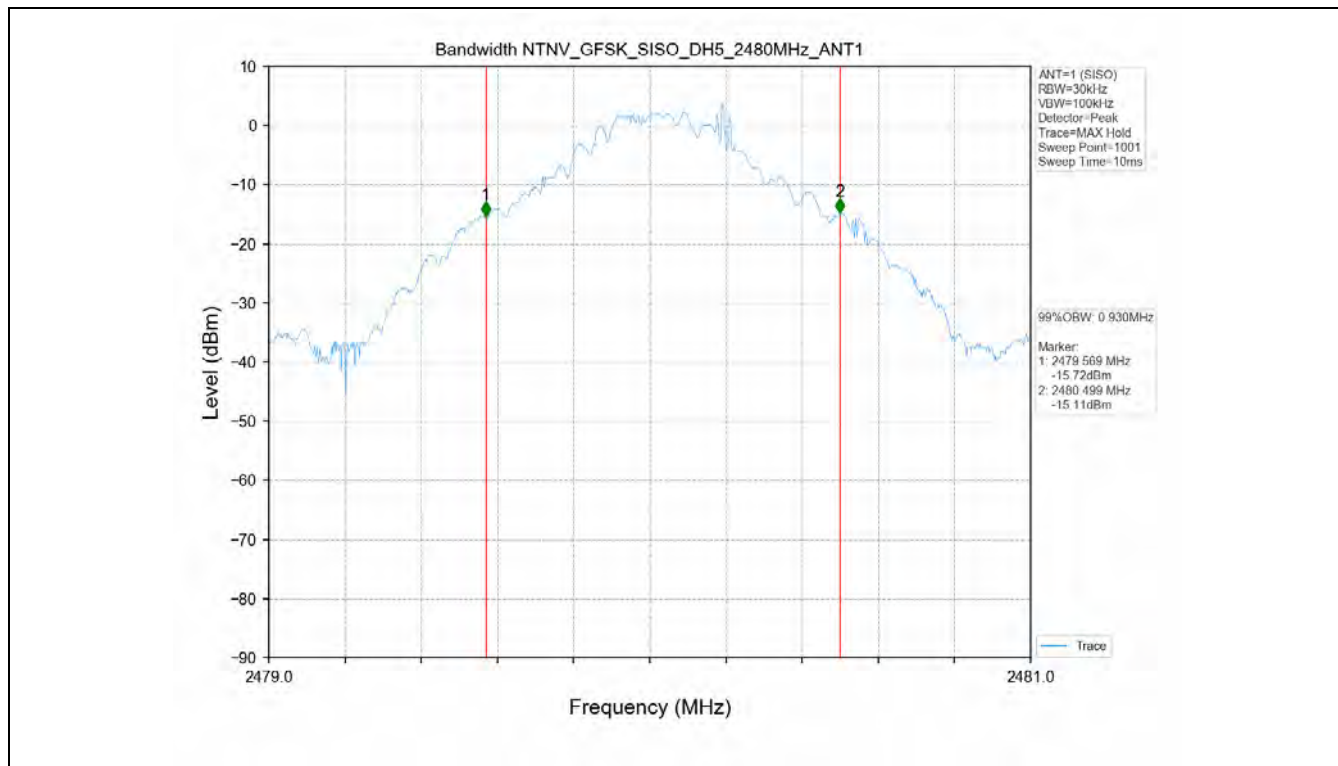
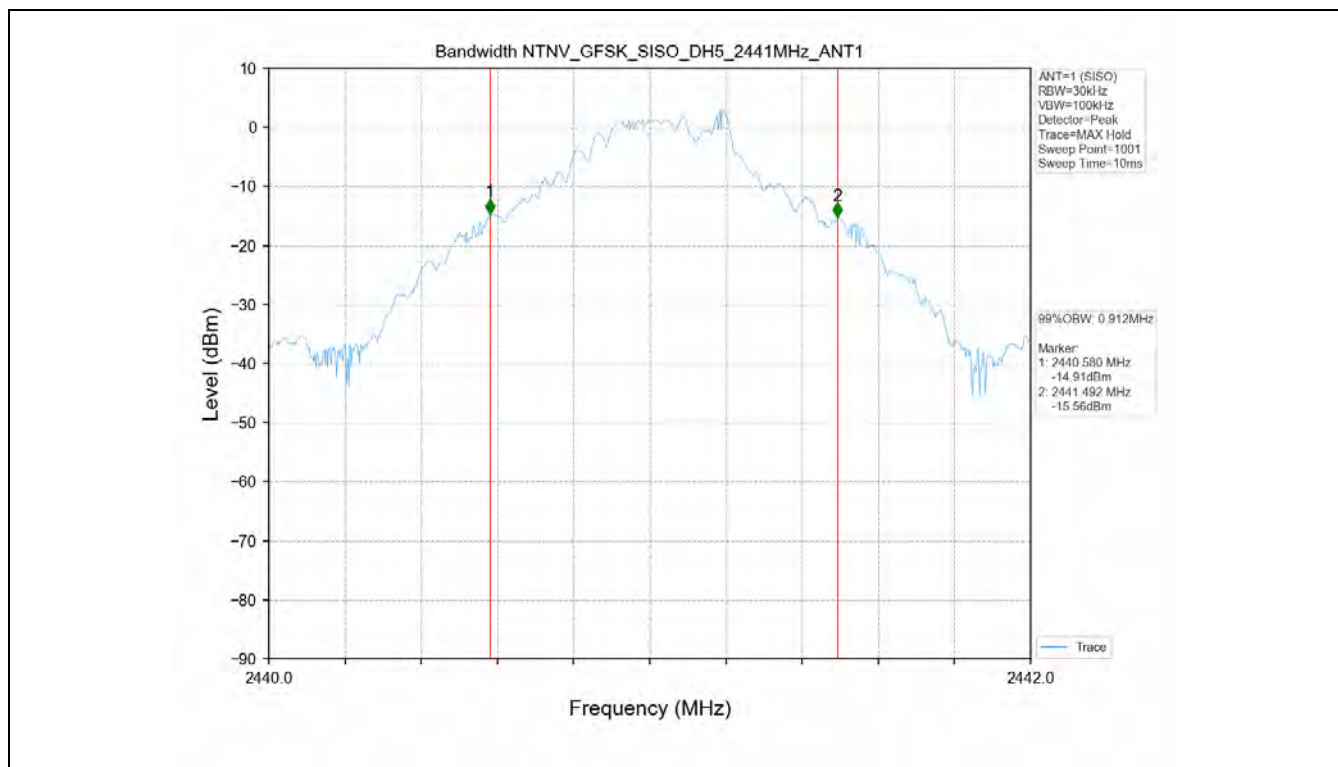


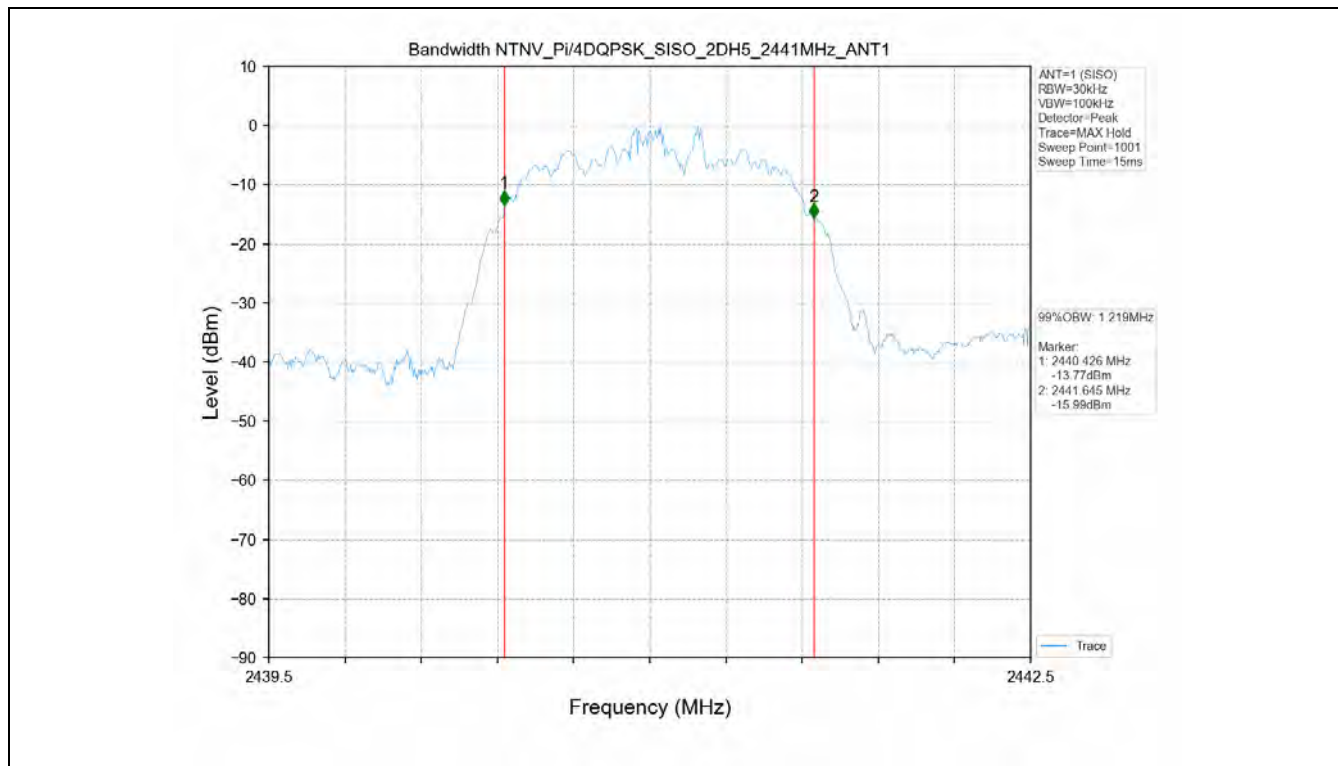
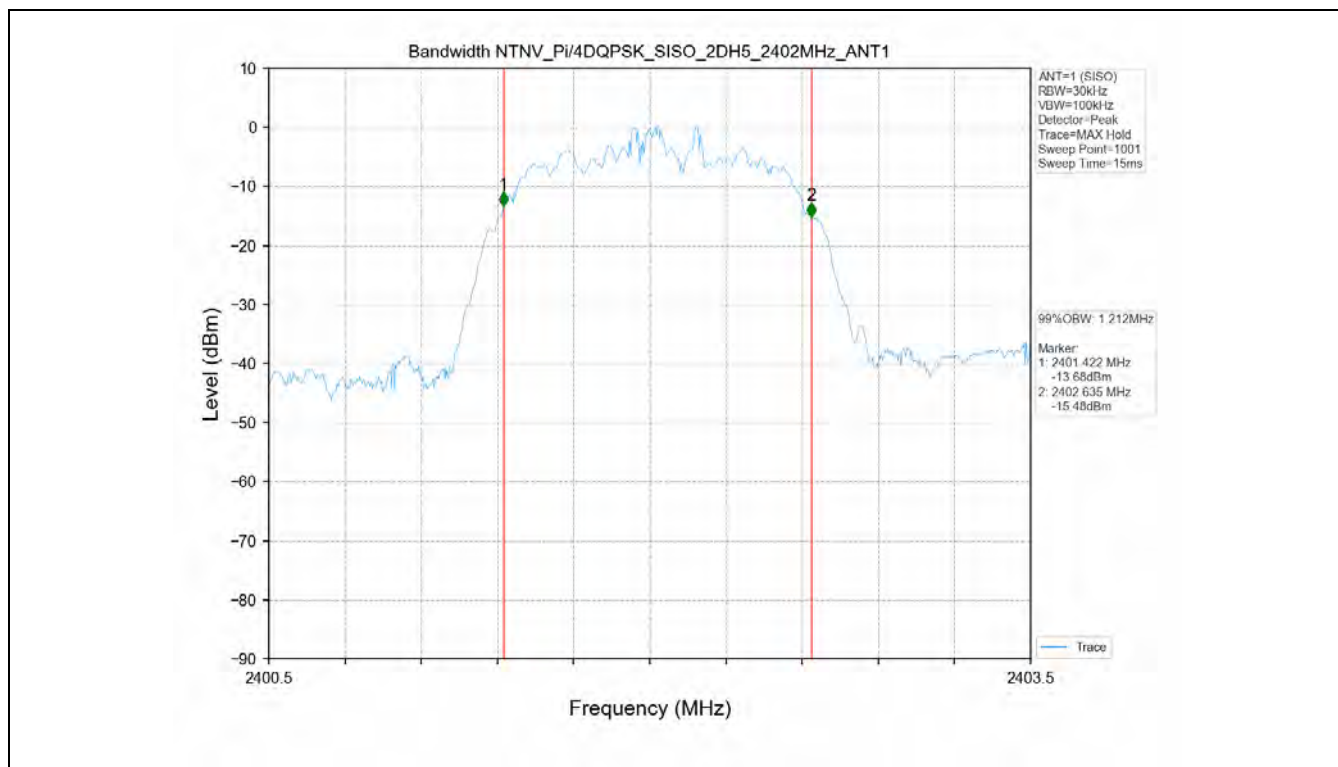


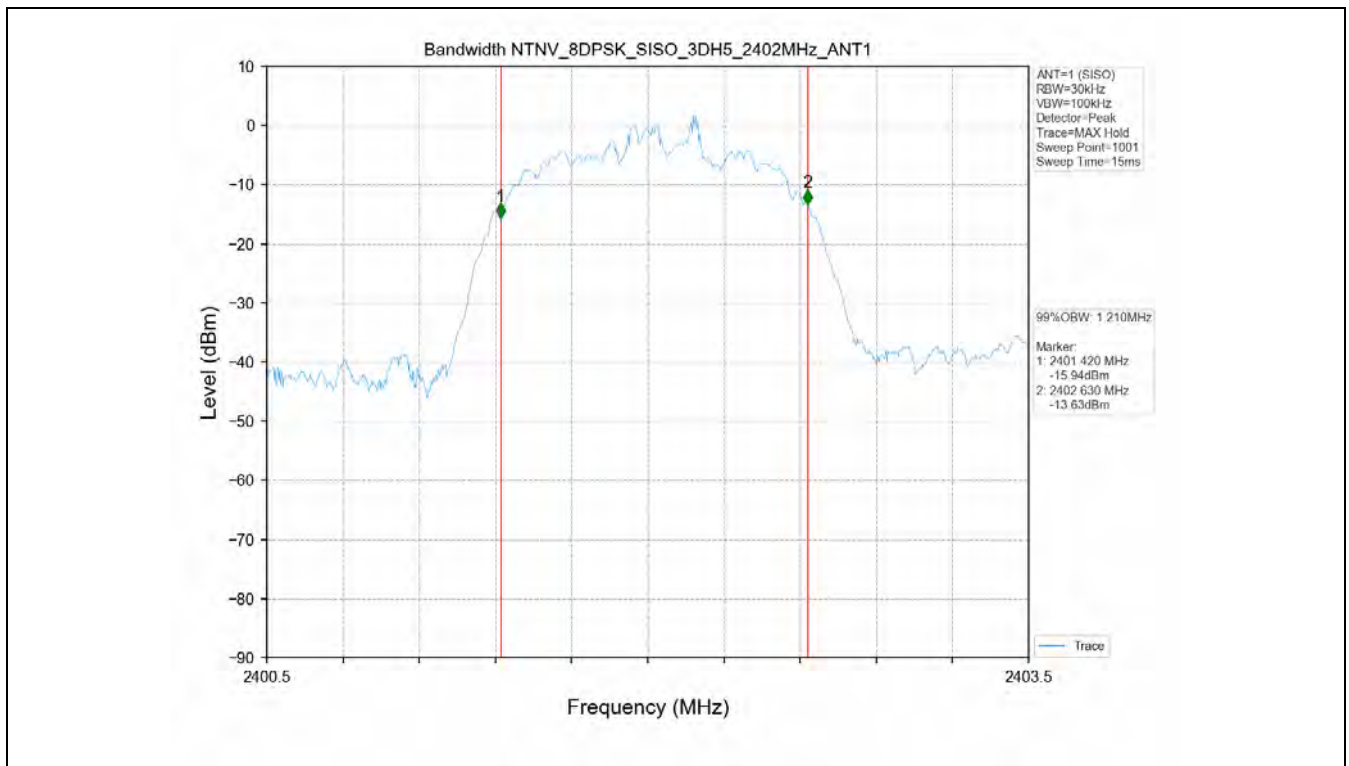
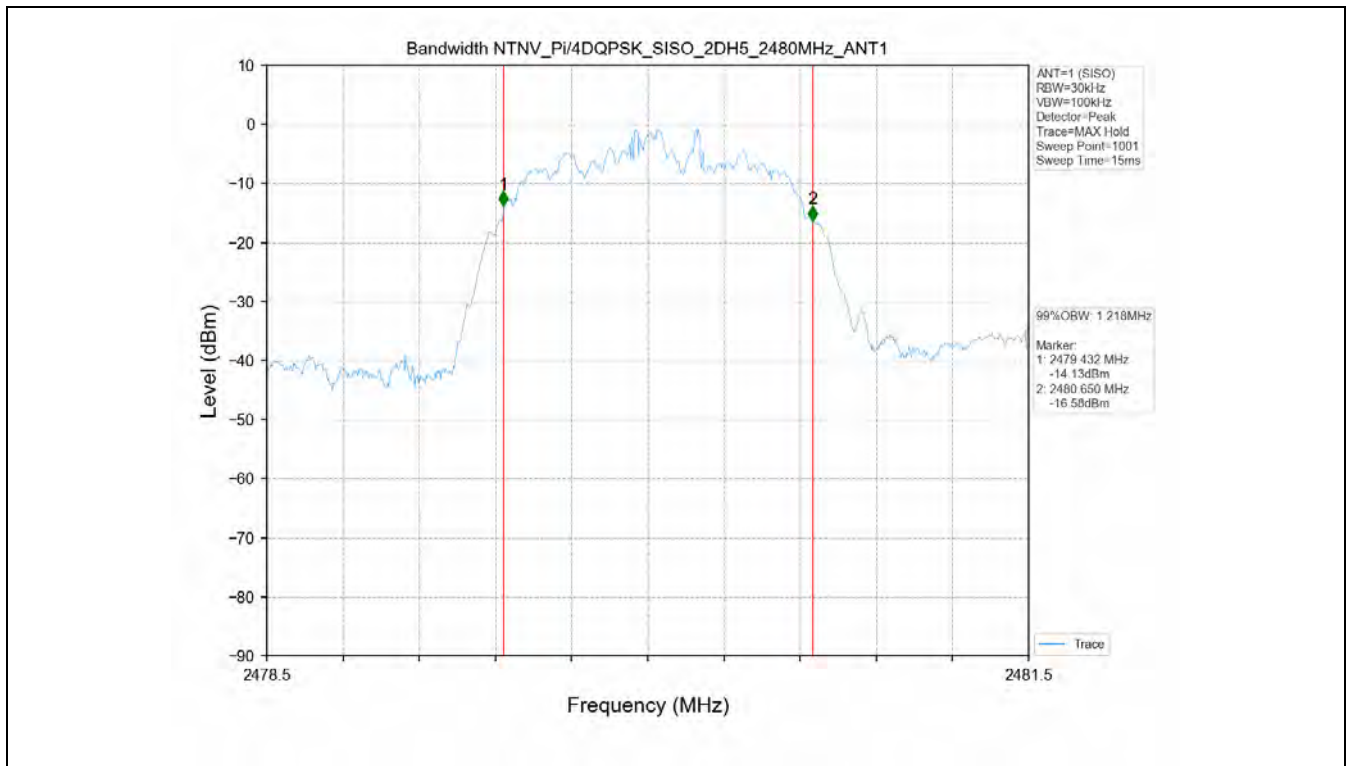
### 1.3 Test Graph - 99% Occupied Bandwidth



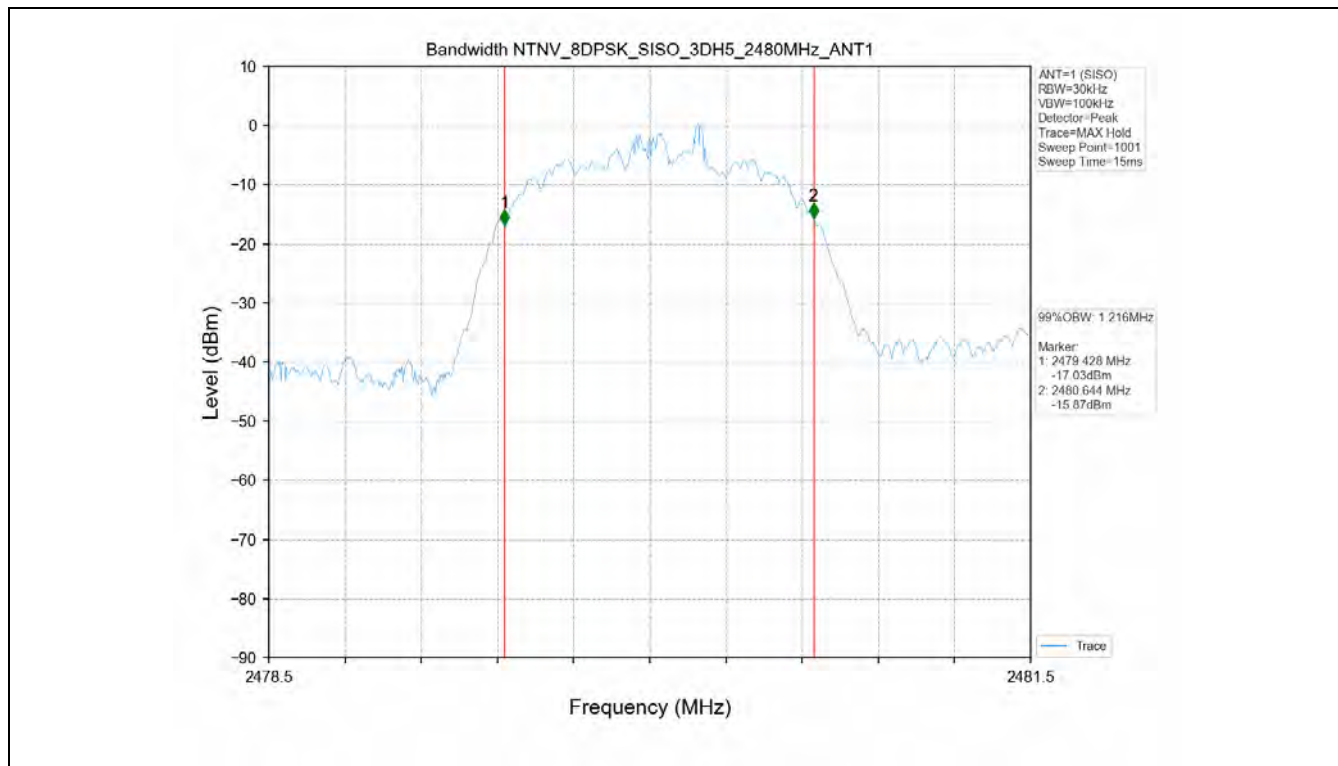
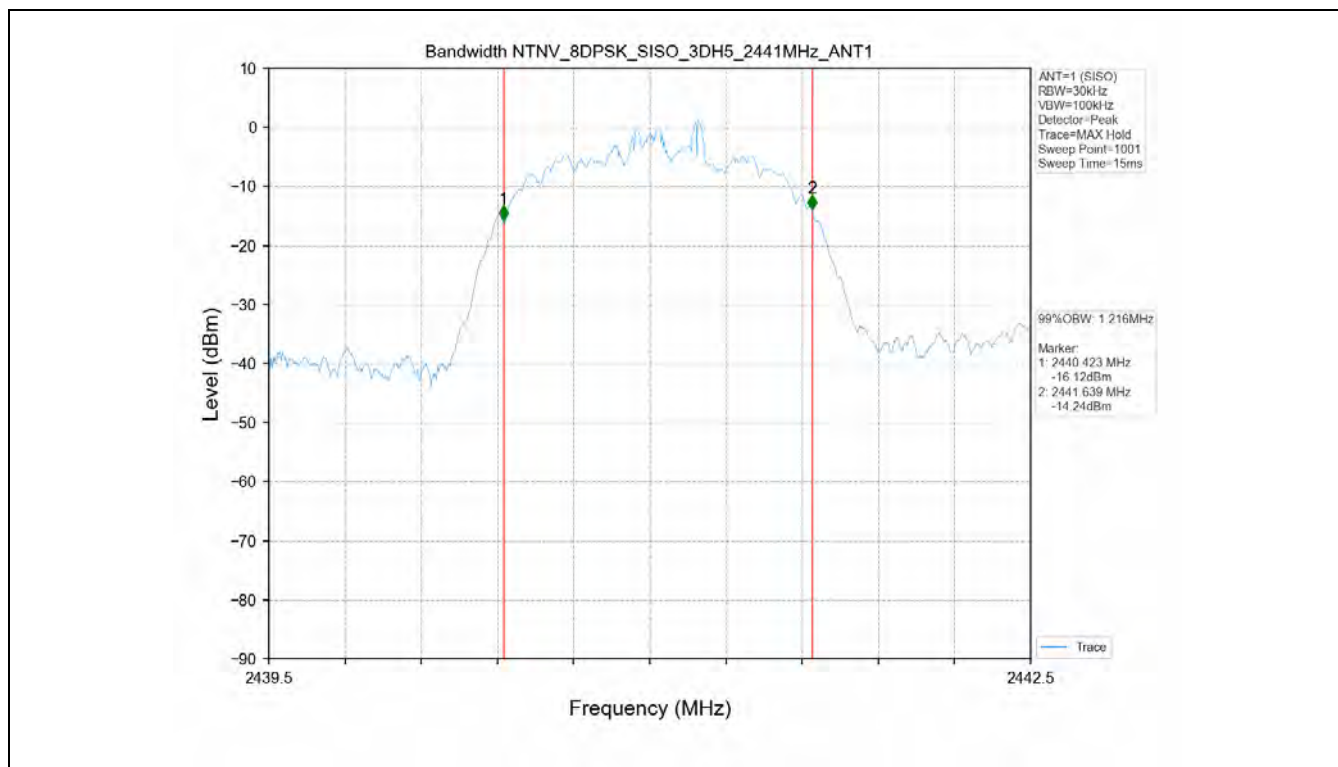












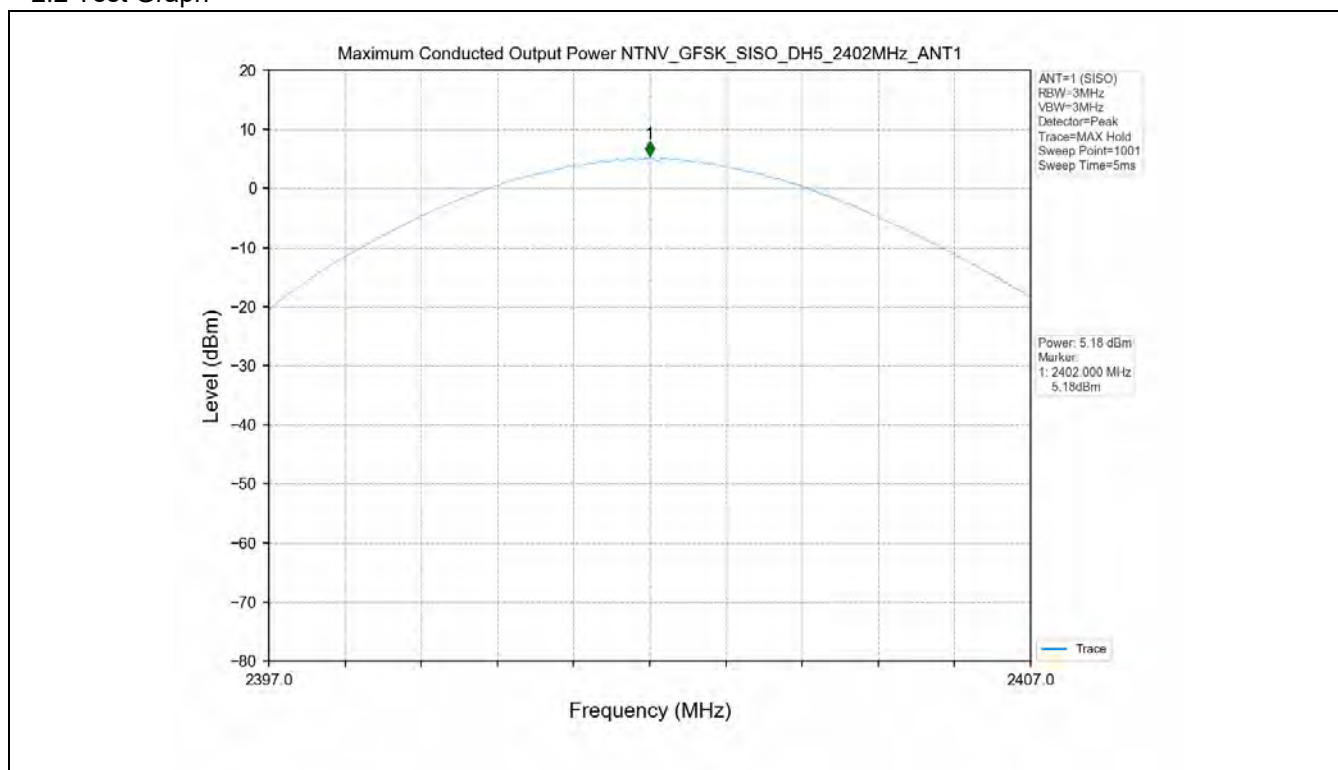


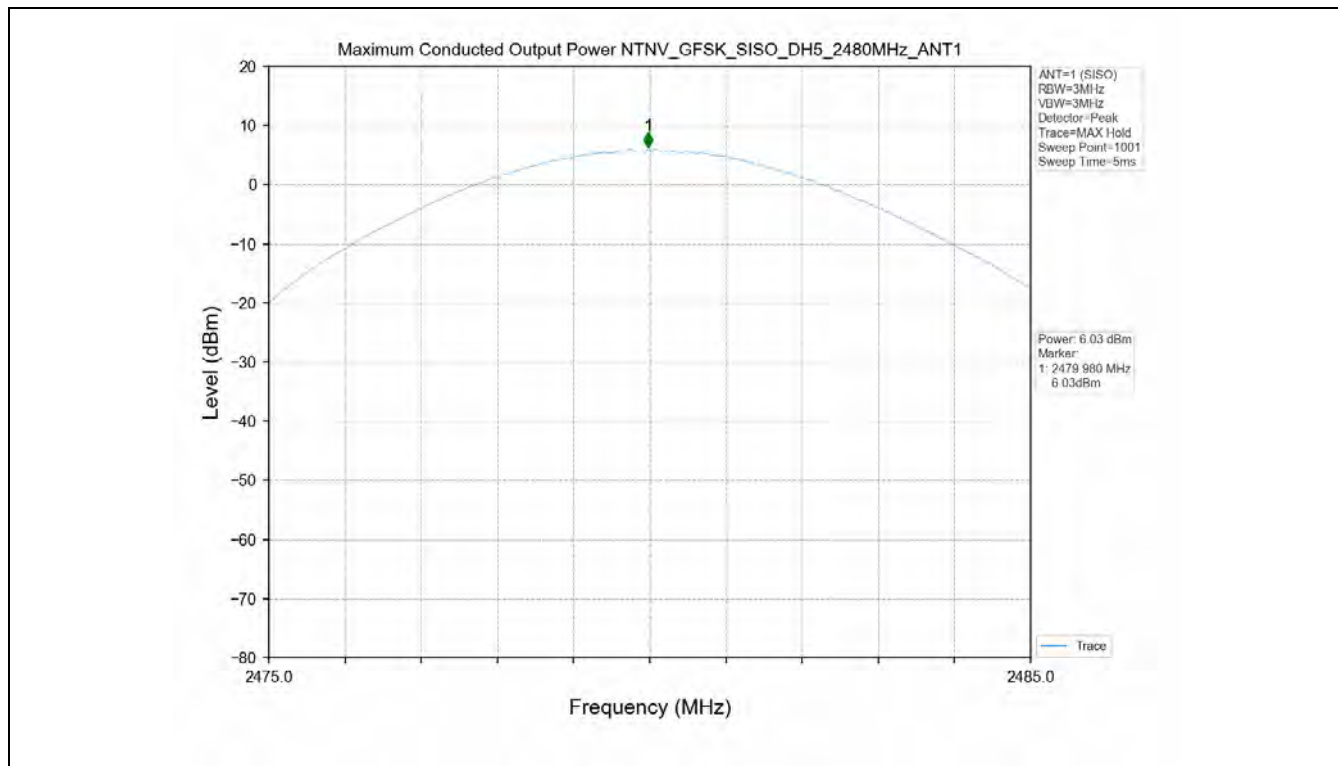
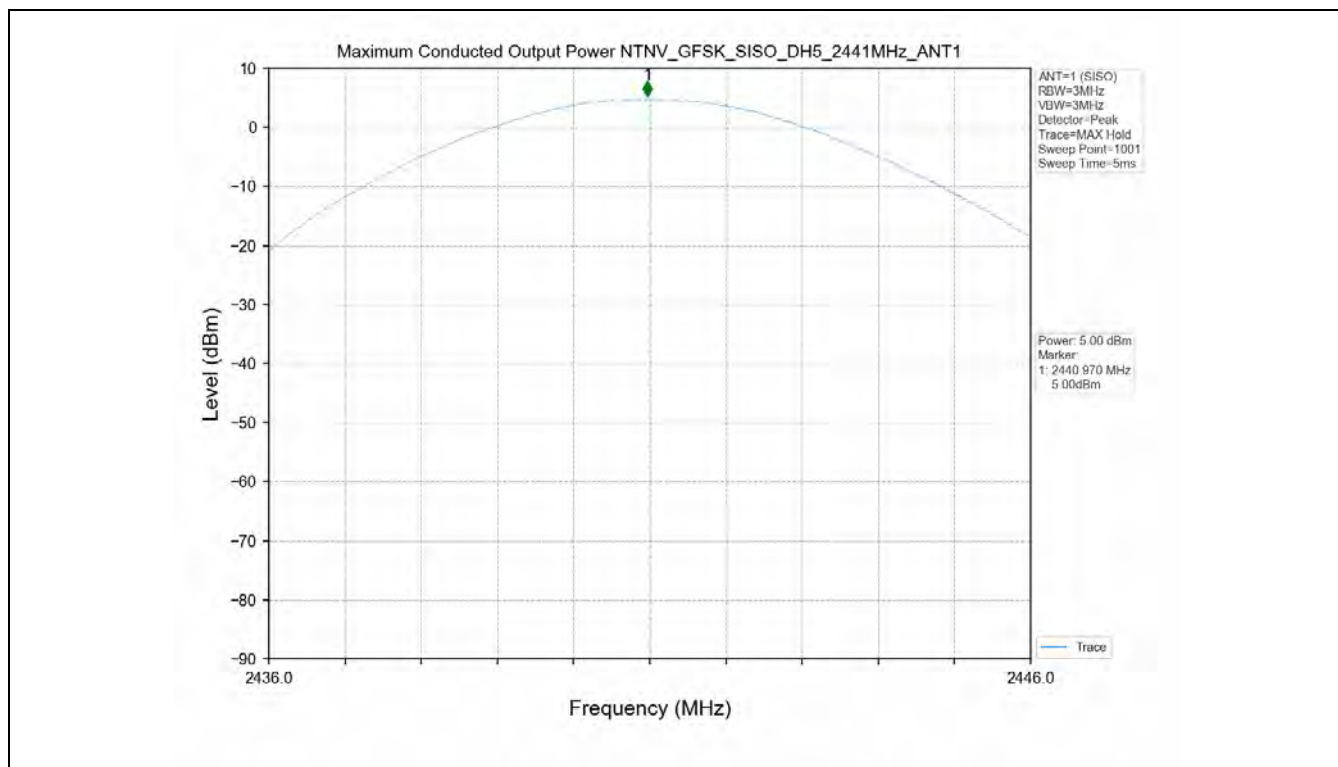
### 2. Maximum Conducted Output Power

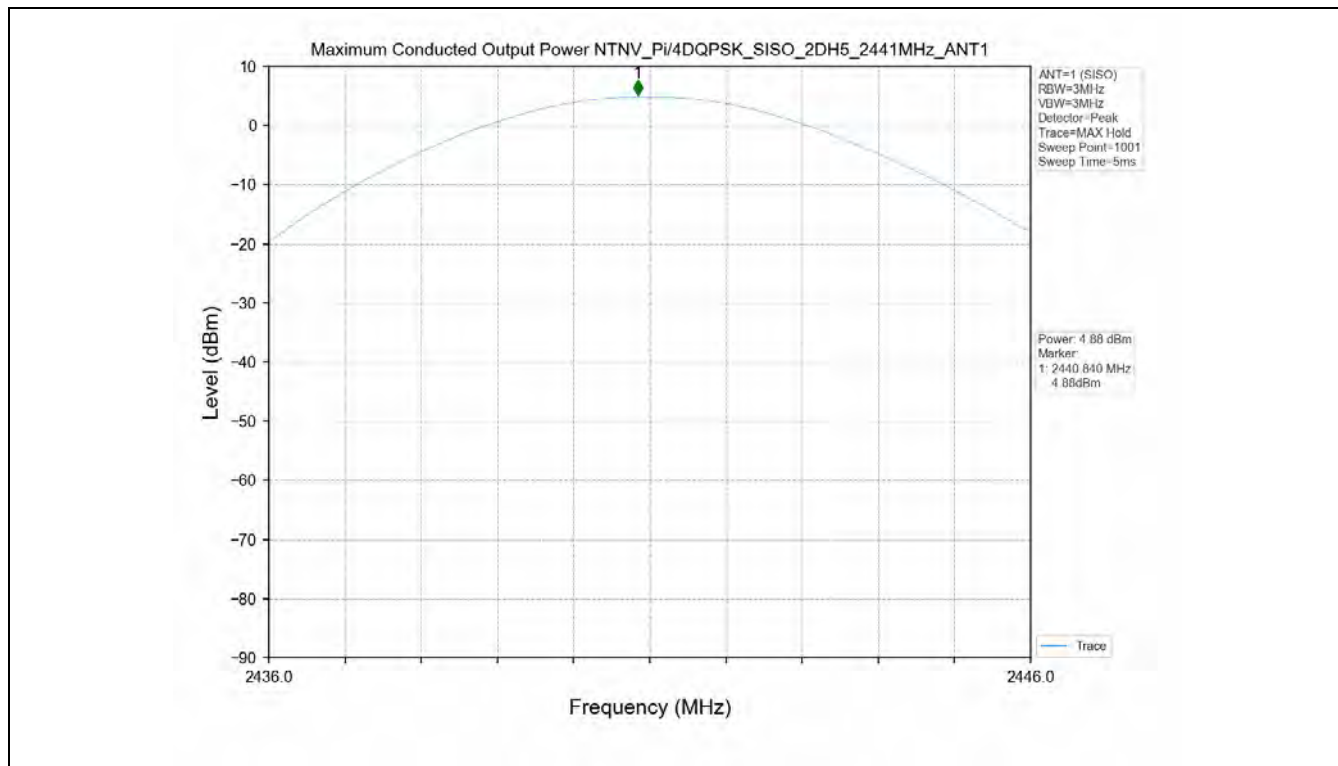
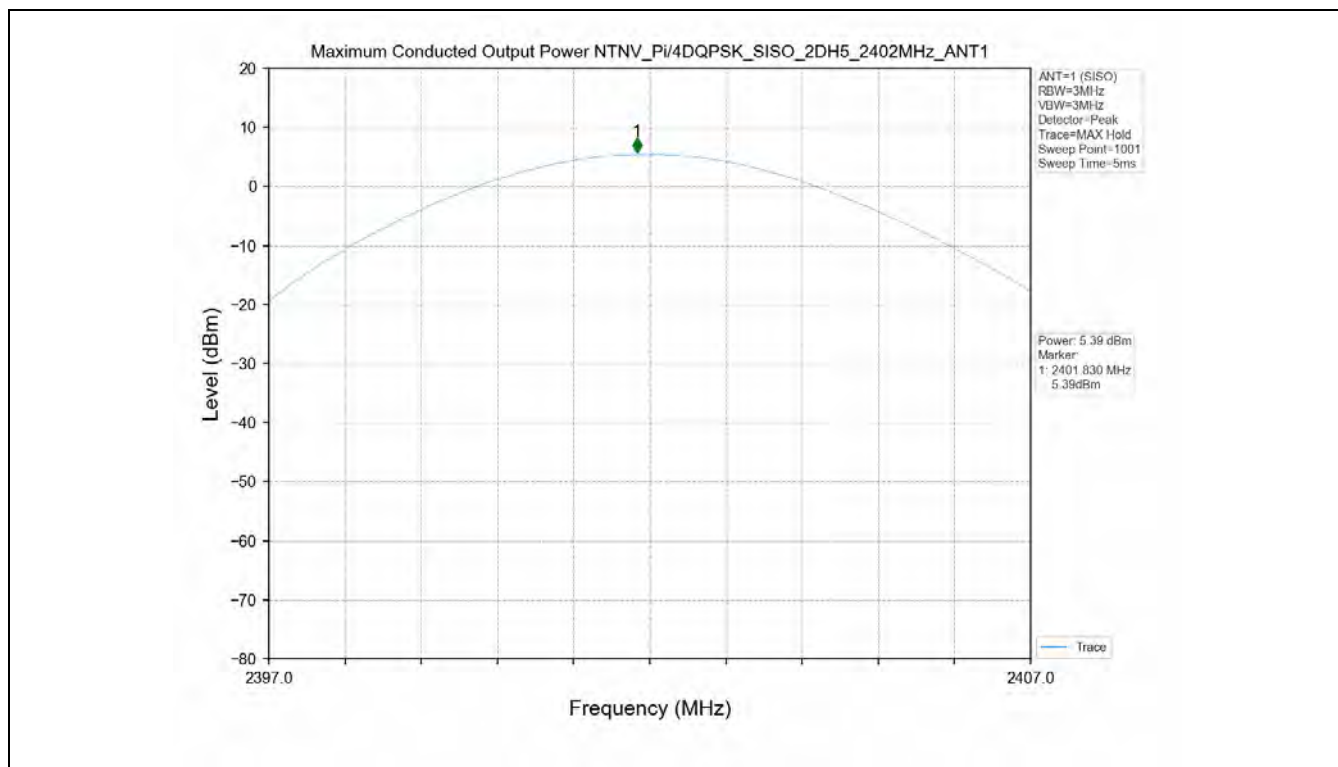
#### 2.1 Test Result

Test Mode	Frequency (MHz)	Tx Type	Measured Peak Output Power (dBm)	Limits (dBm)	Verdict
			Ant 1		
GFSK	2402	SISO	5.18	20.97	PASS
	2441	SISO	5.00	20.97	PASS
	2480	SISO	6.03	20.97	PASS
Pi/4DQPSK	2402	SISO	5.39	20.97	PASS
	2441	SISO	4.88	20.97	PASS
	2480	SISO	4.24	20.97	PASS
8DPSK	2402	SISO	5.48	20.97	PASS
	2441	SISO	5.12	20.97	PASS
	2480	SISO	4.24	20.97	PASS

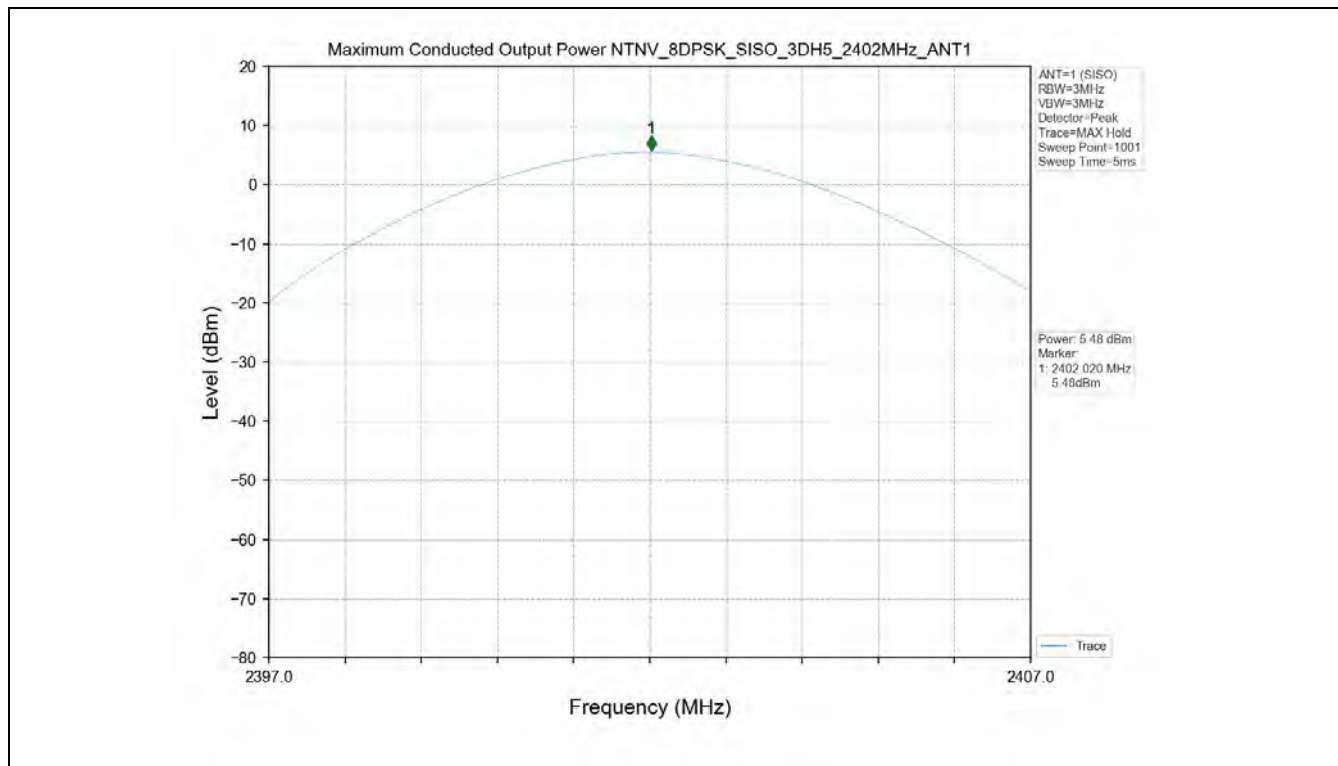
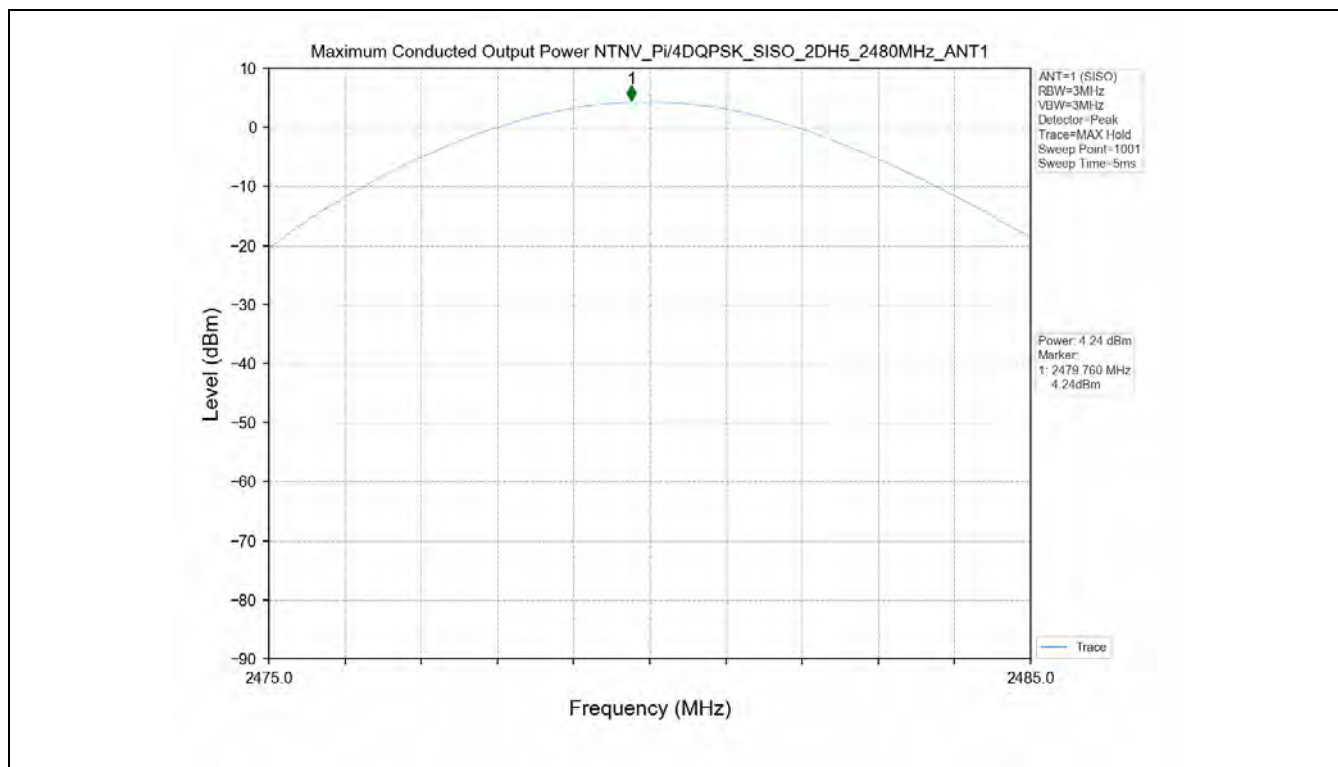
#### 2.2 Test Graph



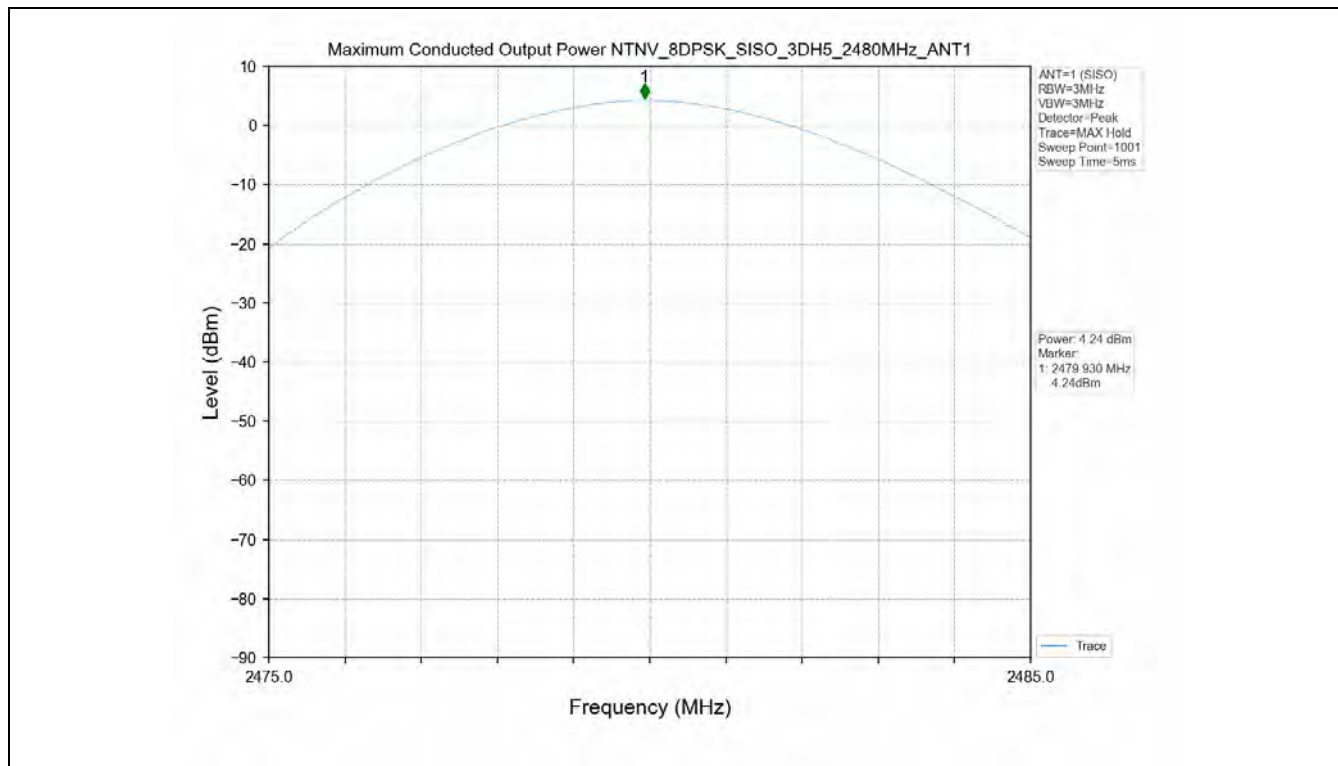
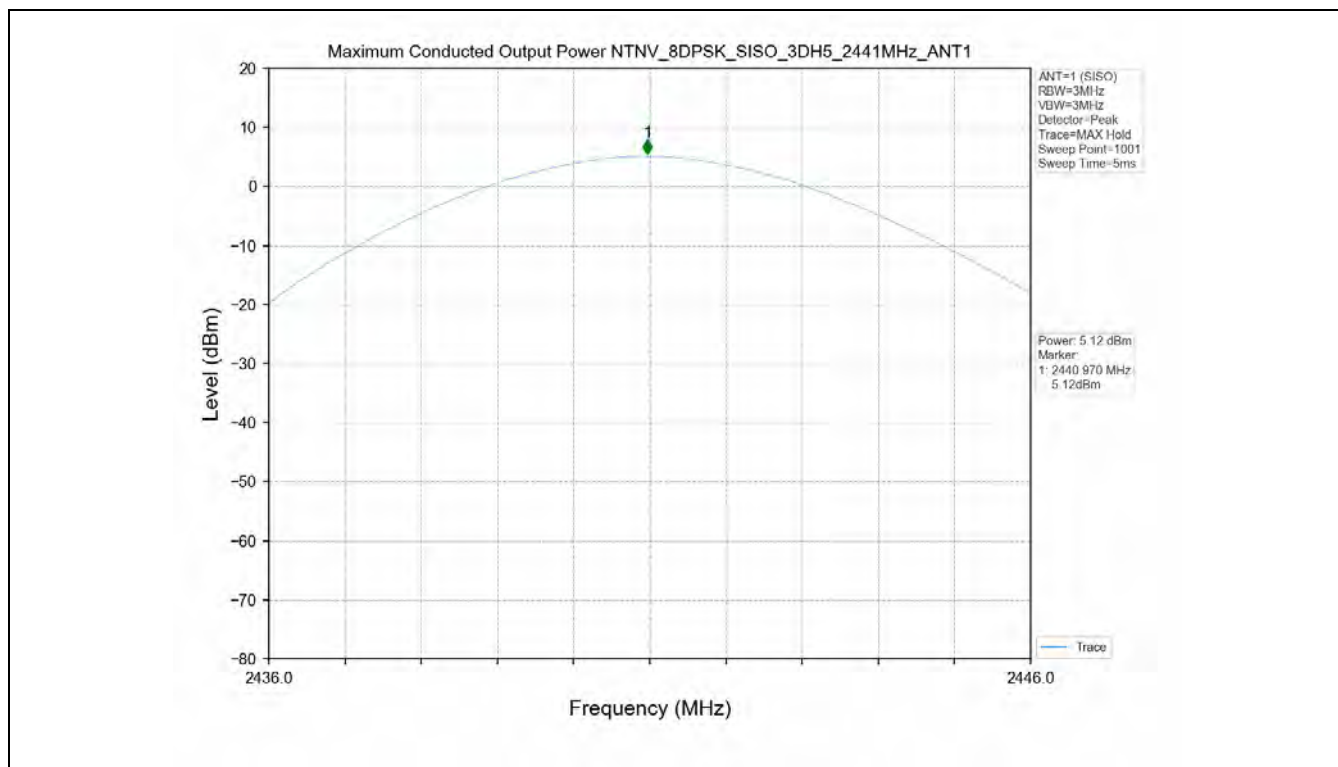










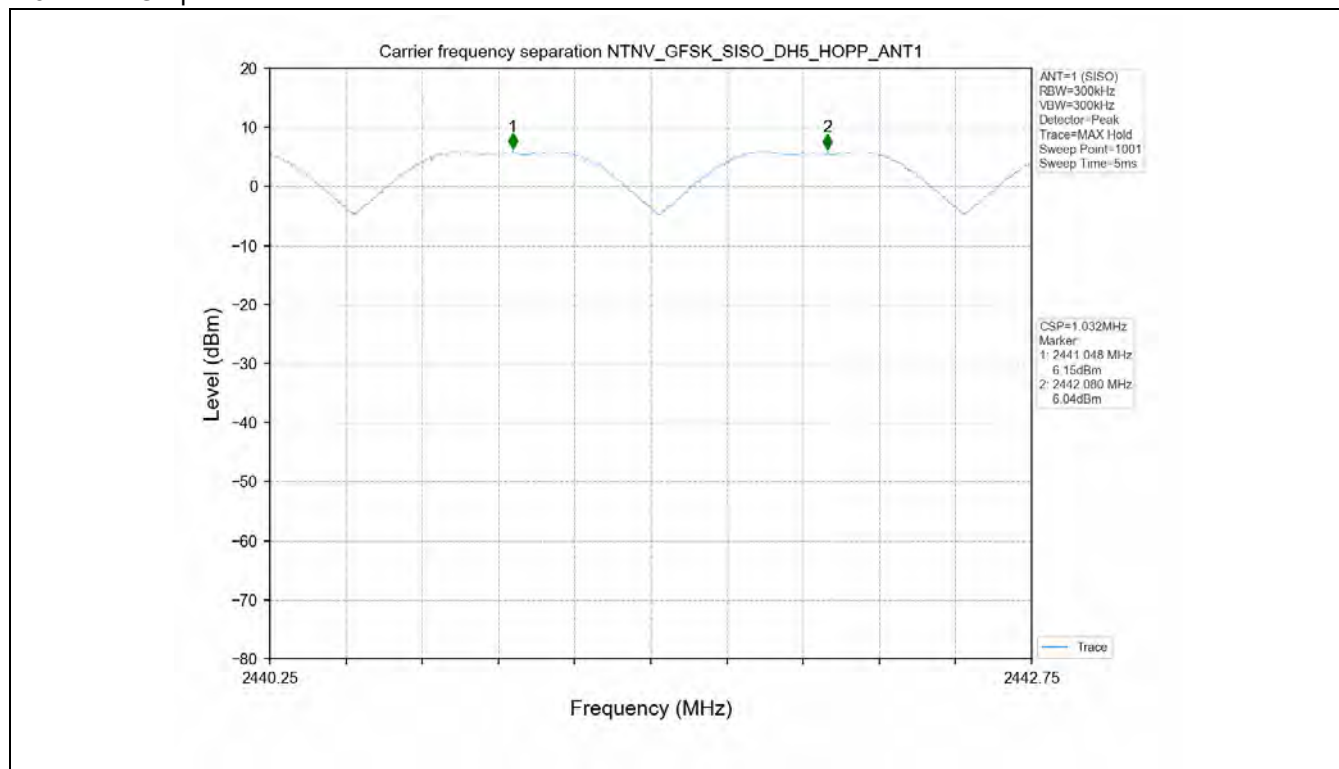


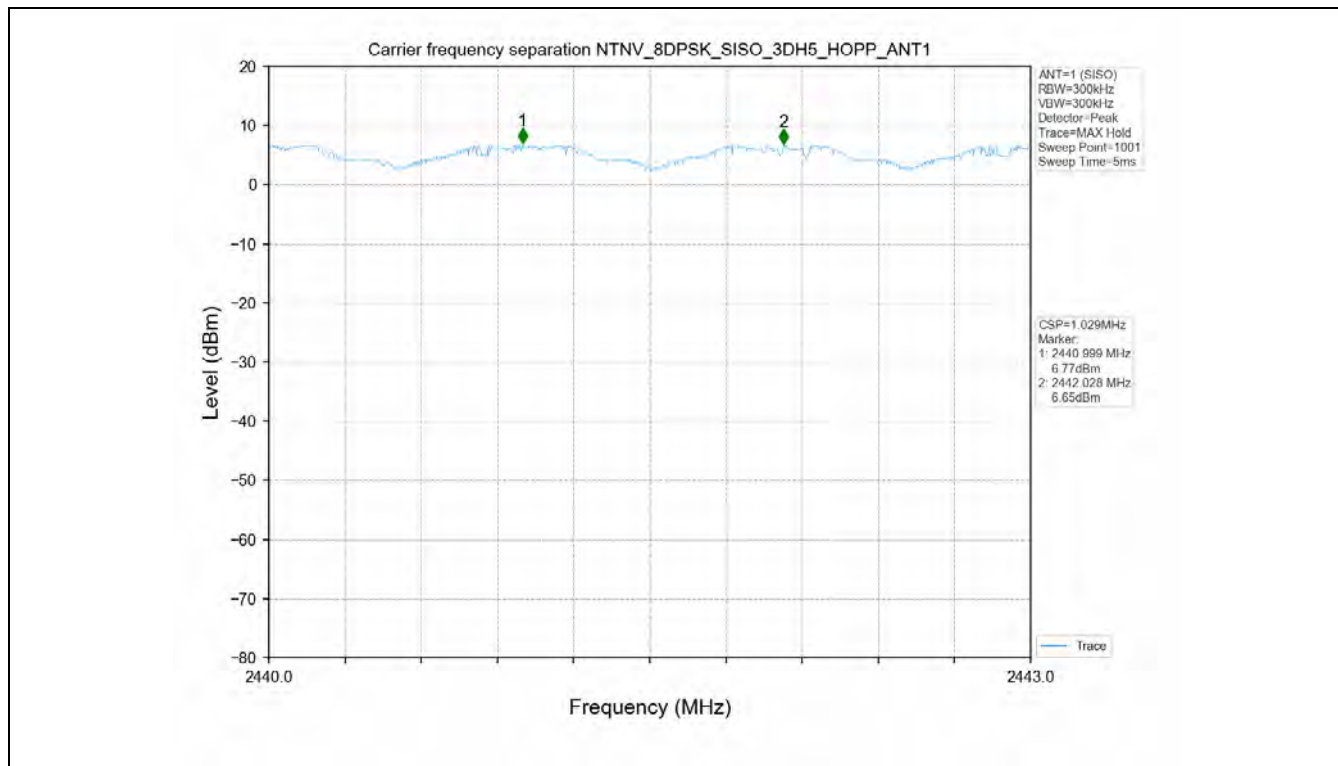
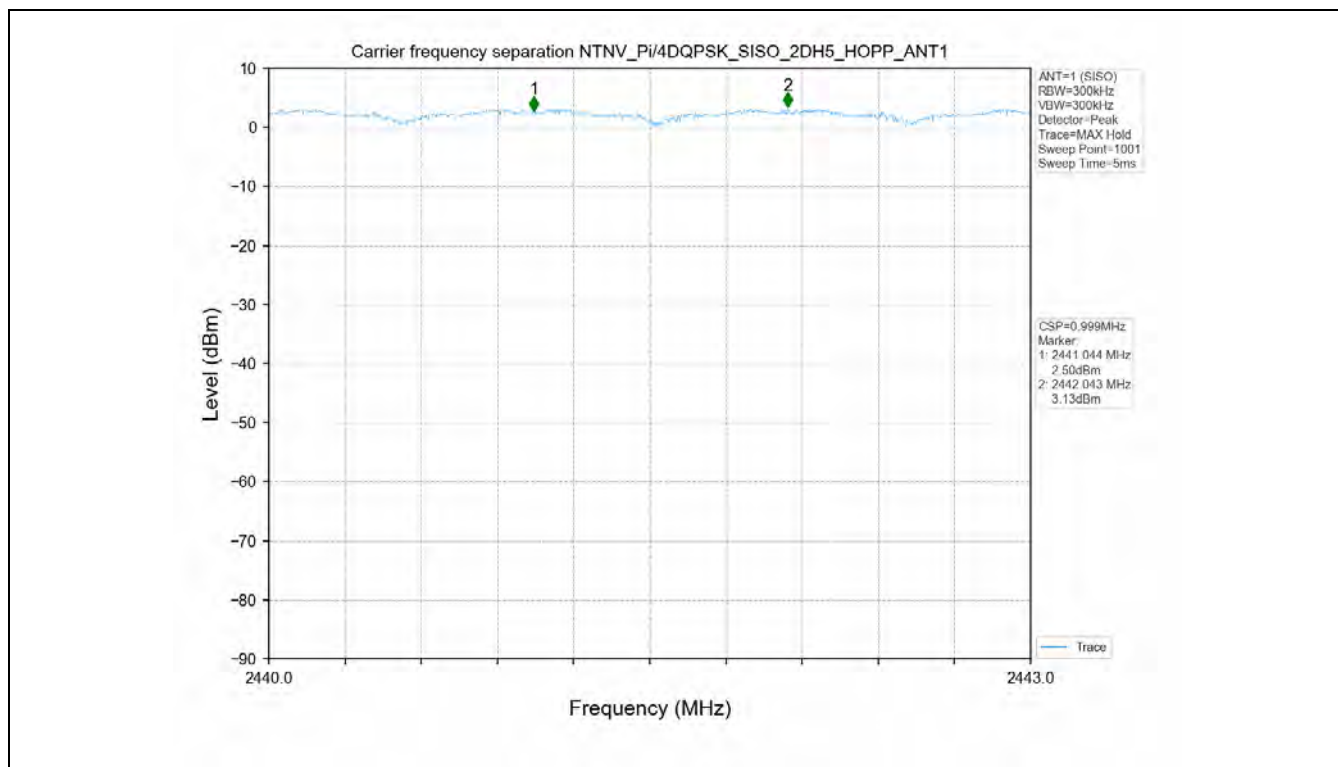
### 3. Carrier frequency separation

#### 3.1 Test Result

Test Mode	TX Type	ANT No.	Channel Separation (MHz)	20dB Bandwidth (MHz)	Limits (MHz)	Verdict
GFSK	SISO	1	1.032	1.032	$\geq 1.032$	PASS
PI/4DQPSK	SISO	1	0.999	1.363	$\geq 0.909$	PASS
8DPSK	SISO	1	1.029	1.298	$\geq 0.865$	PASS

#### 3.2 Test Graph





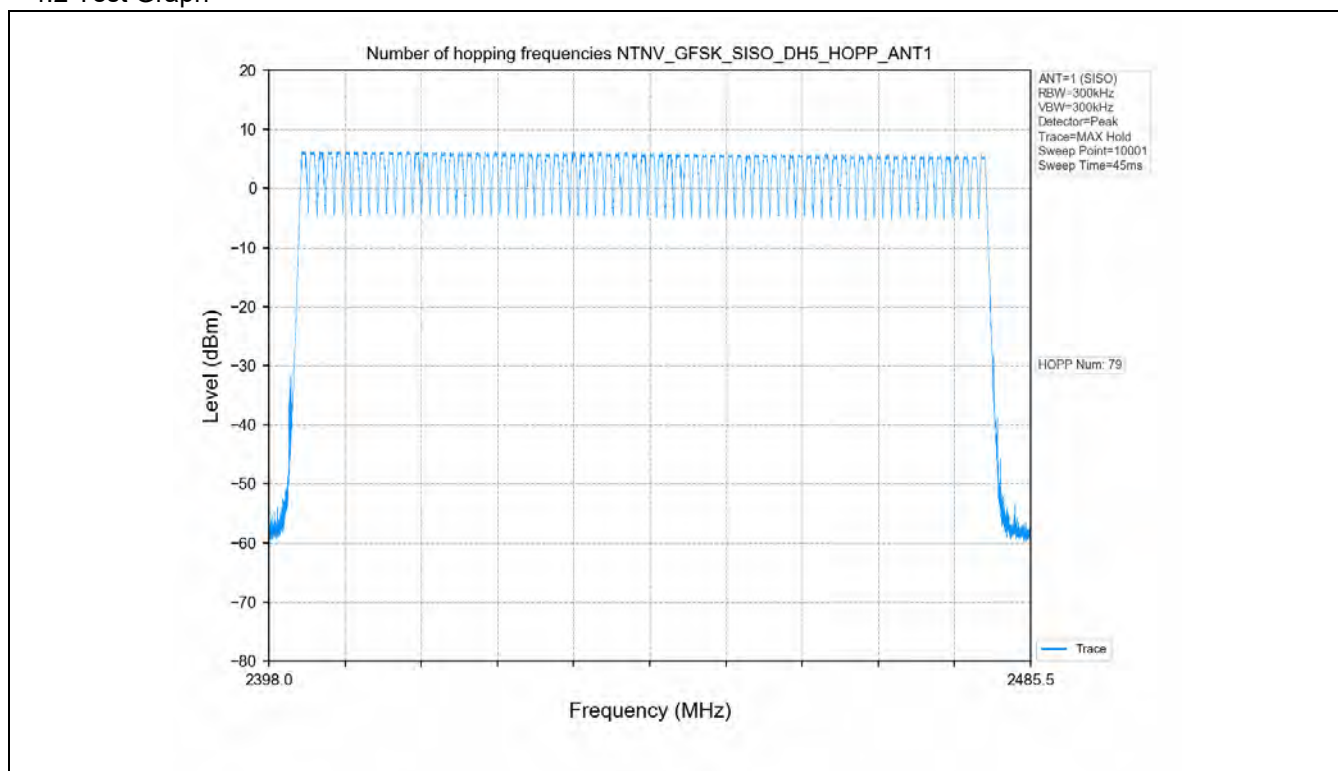


### 4. Number of hopping frequencies

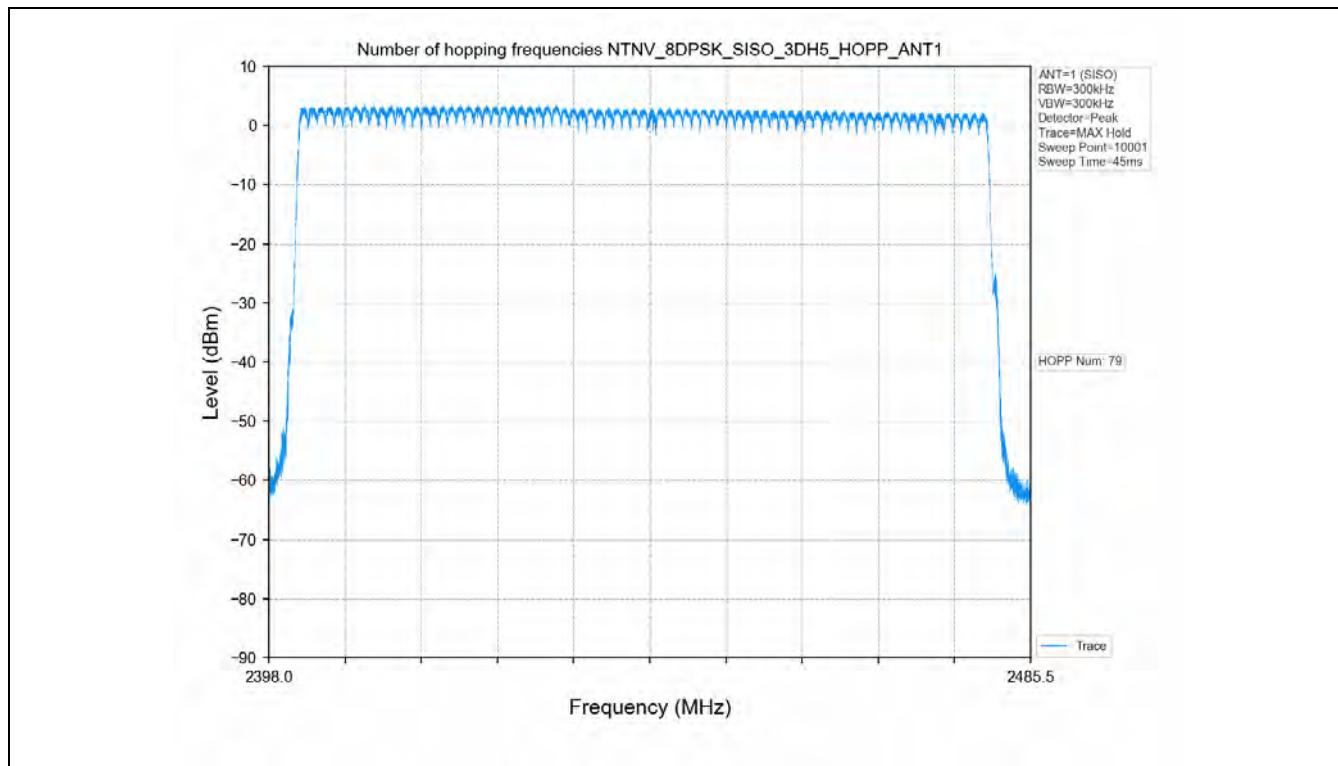
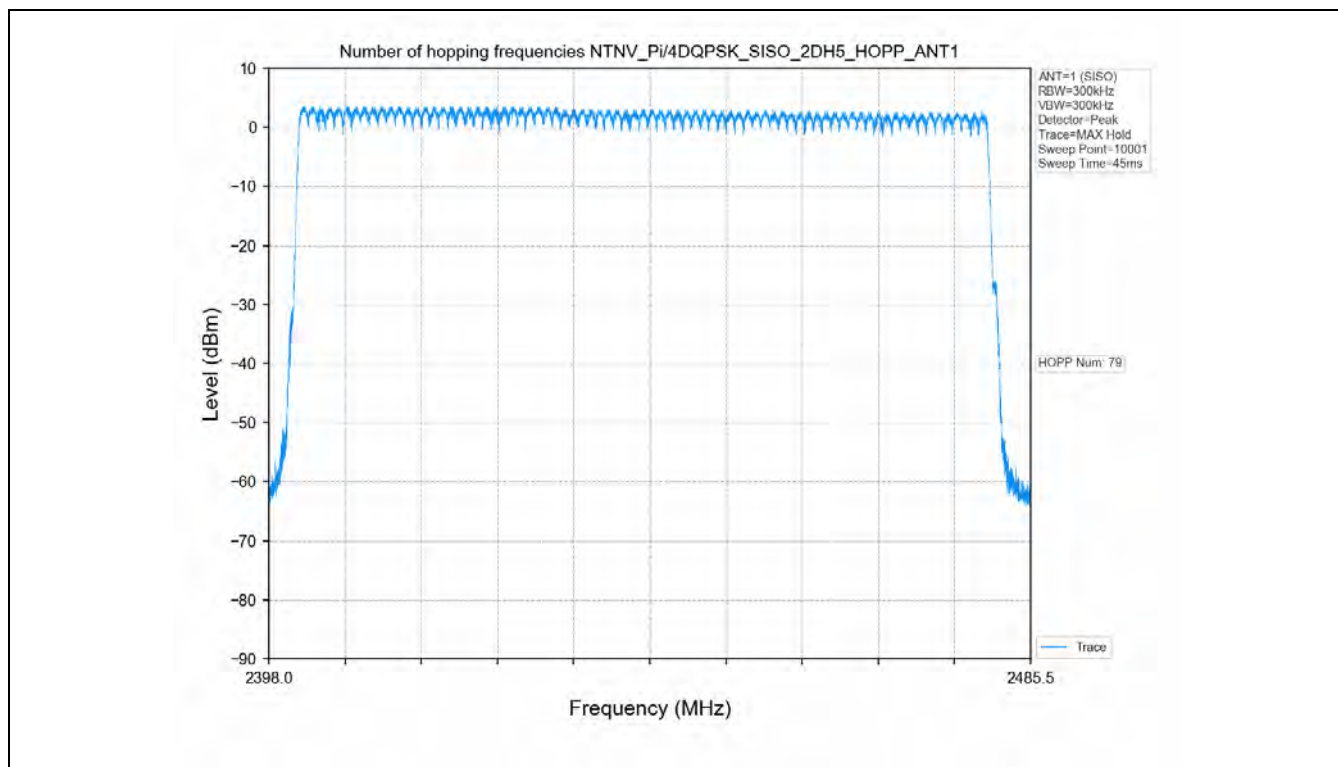
#### 4.1 Test Result

Test Mode	TX Type	ANT No.	Num of Hopping Frequencies	Limits	Verdict
GFSK	SISO	1	79	≥15	PASS
Pi/4DQPSK	SISO	1	79	≥15	PASS
8DPSK	SISO	1	79	≥15	PASS

#### 4.2 Test Graph





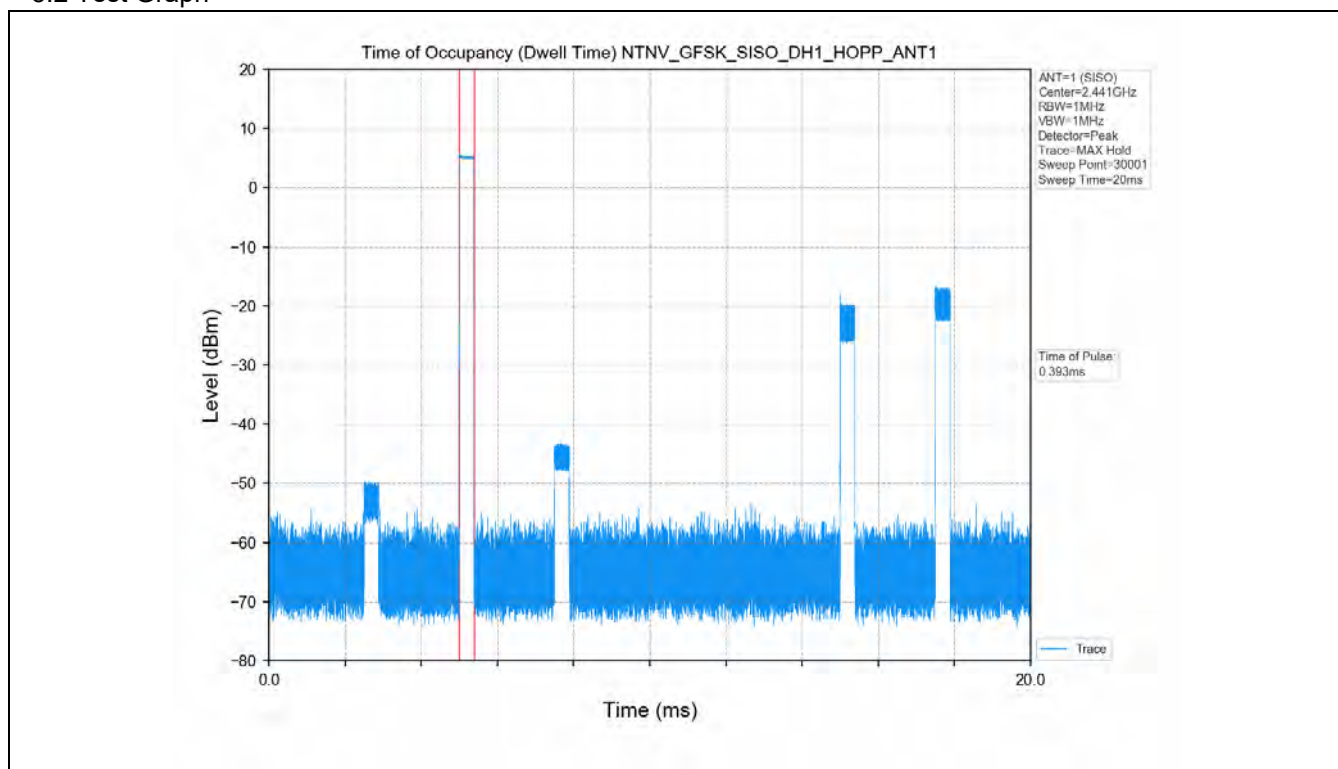


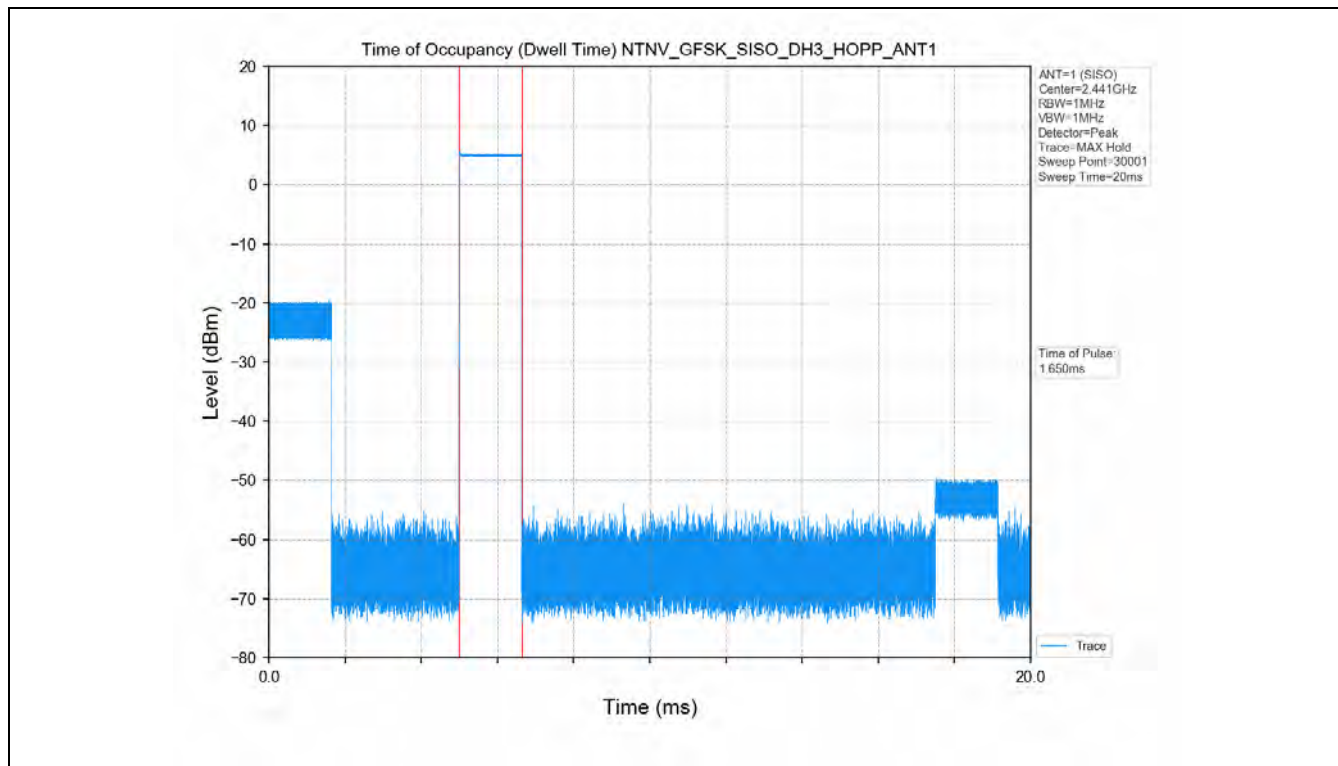
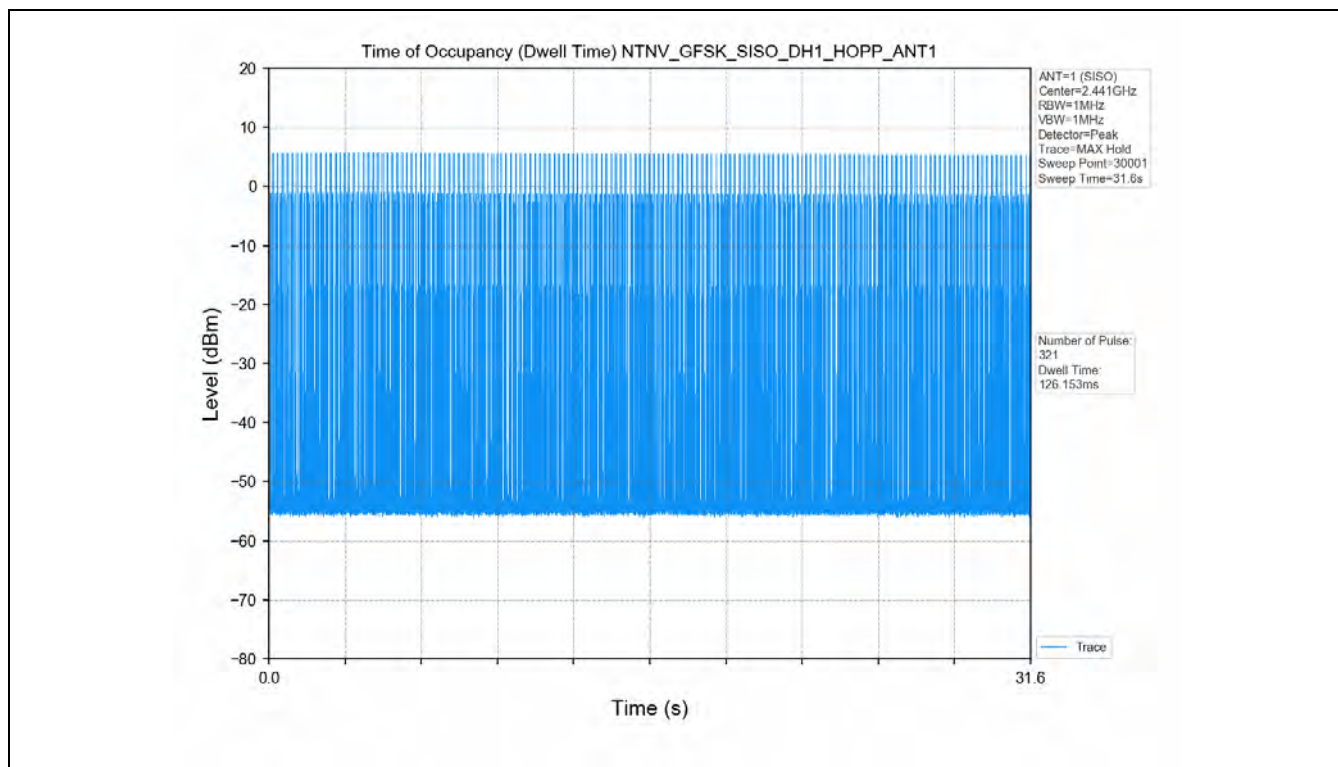
### 5. Time of Occupancy (Dwell Time)

#### 5.1 Test Result

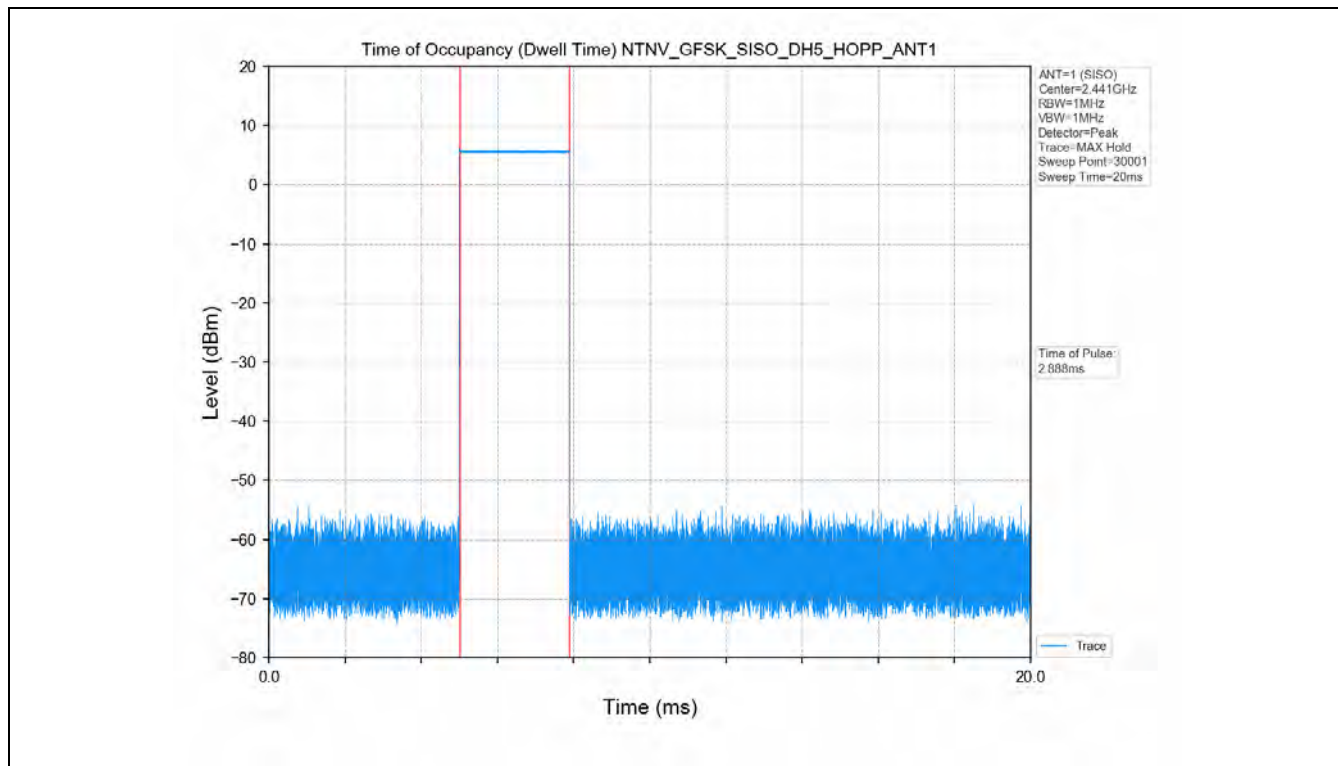
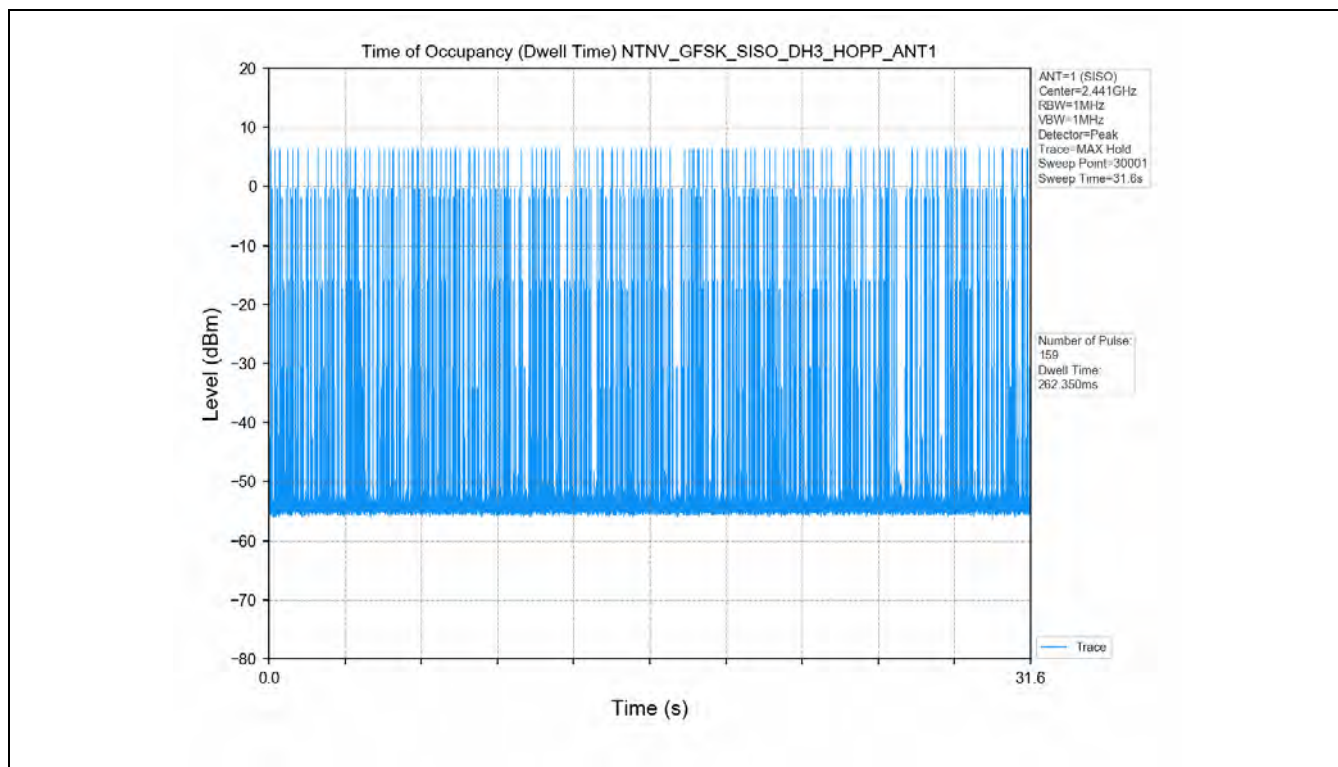
Test Mode	Packet Type	TX Type	ANT No.	Duration of Single Pulse (ms)	Observation Period (s)	Num of Pulse in Observation Period	Dwell Time (ms)	Limits (ms)	Verdict
GFSK	DH1	SISO	1	0.393	31.6	321	126.153	≤400	PASS
	DH3	SISO	1	1.650	31.6	159	262.350	≤400	PASS
	DH5	SISO	1	2.888	31.6	119	343.672	≤400	PASS
Pi/4DQ PSK	2DH1	SISO	1	0.401	31.6	318	127.518	≤400	PASS
	2DH3	SISO	1	1.643	31.6	164	269.452	≤400	PASS
	2DH5	SISO	1	2.891	31.6	112	323.792	≤400	PASS
8DPSK	3DH1	SISO	1	0.391	31.6	320	125.120	≤400	PASS
	3DH3	SISO	1	1.642	31.6	162	266.004	≤400	PASS
	3DH5	SISO	1	2.893	31.6	99	286.407	≤400	PASS

#### 5.2 Test Graph

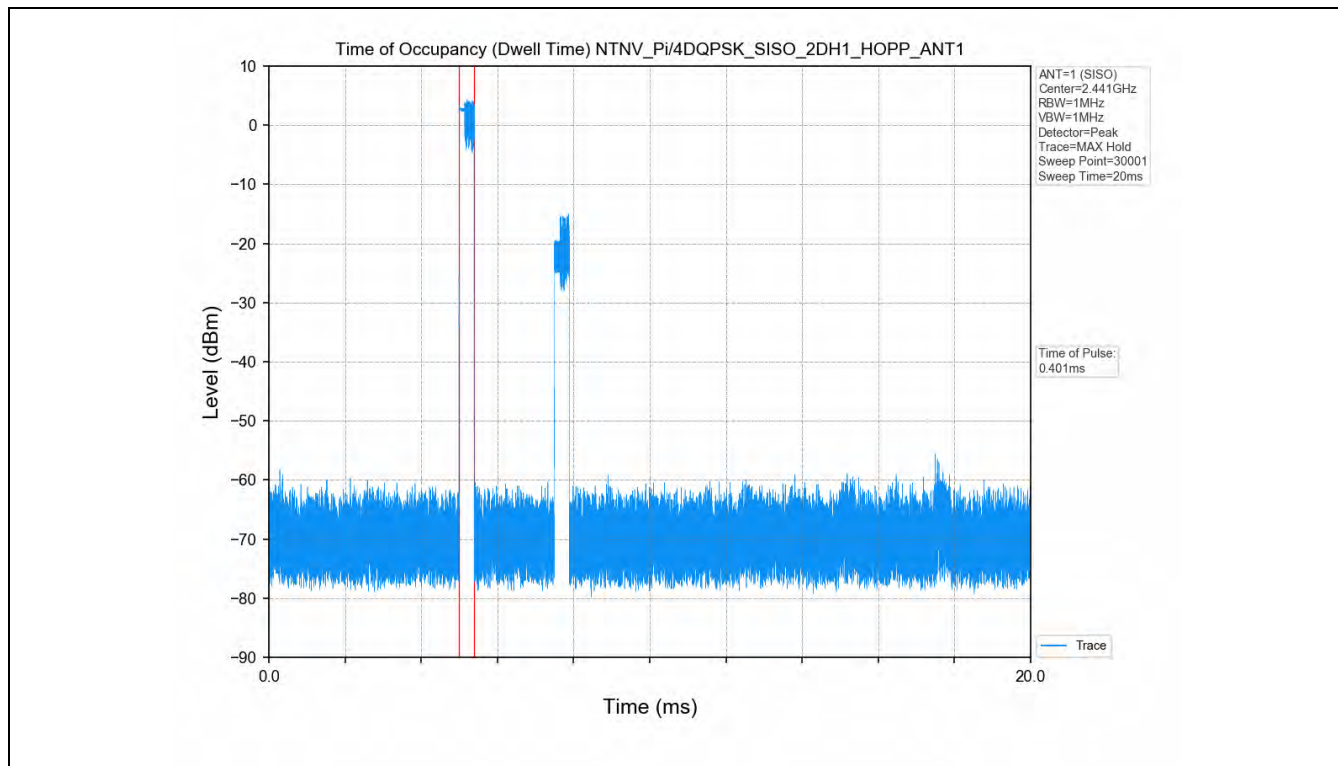
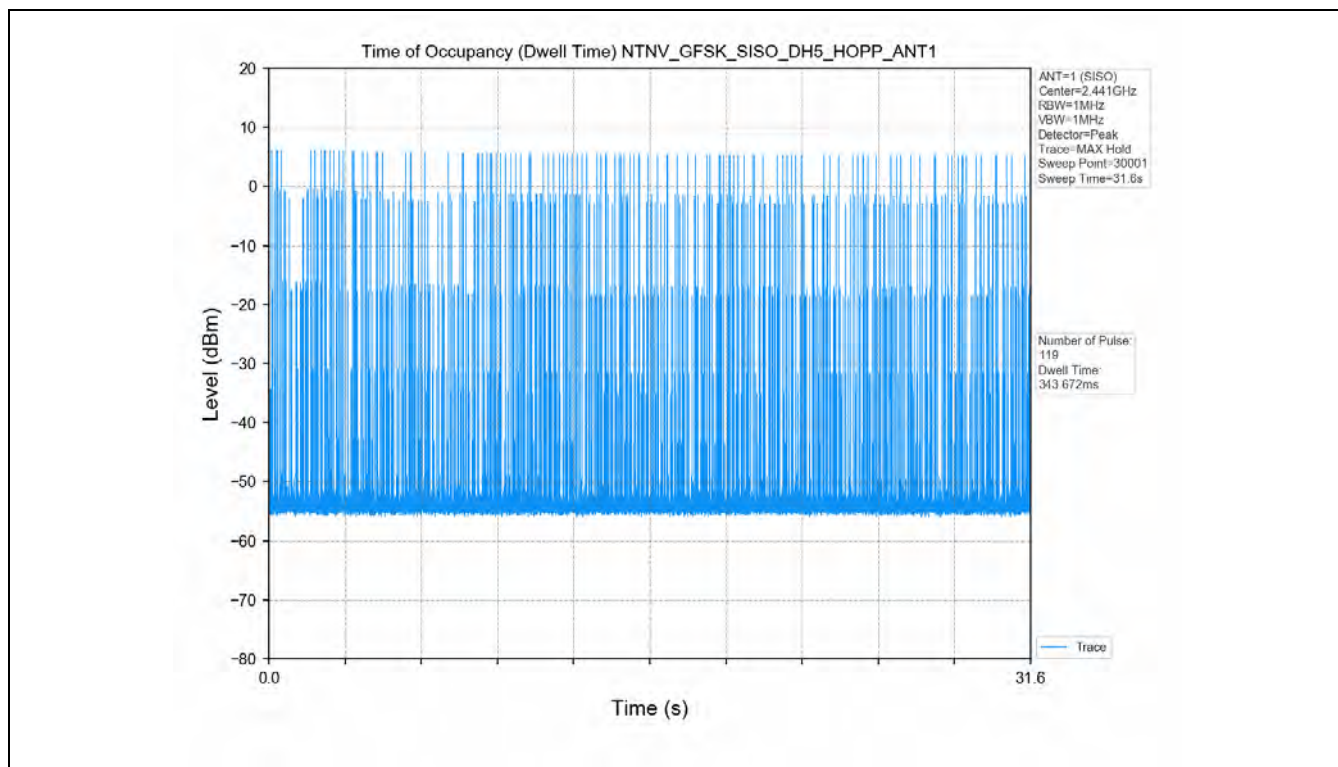


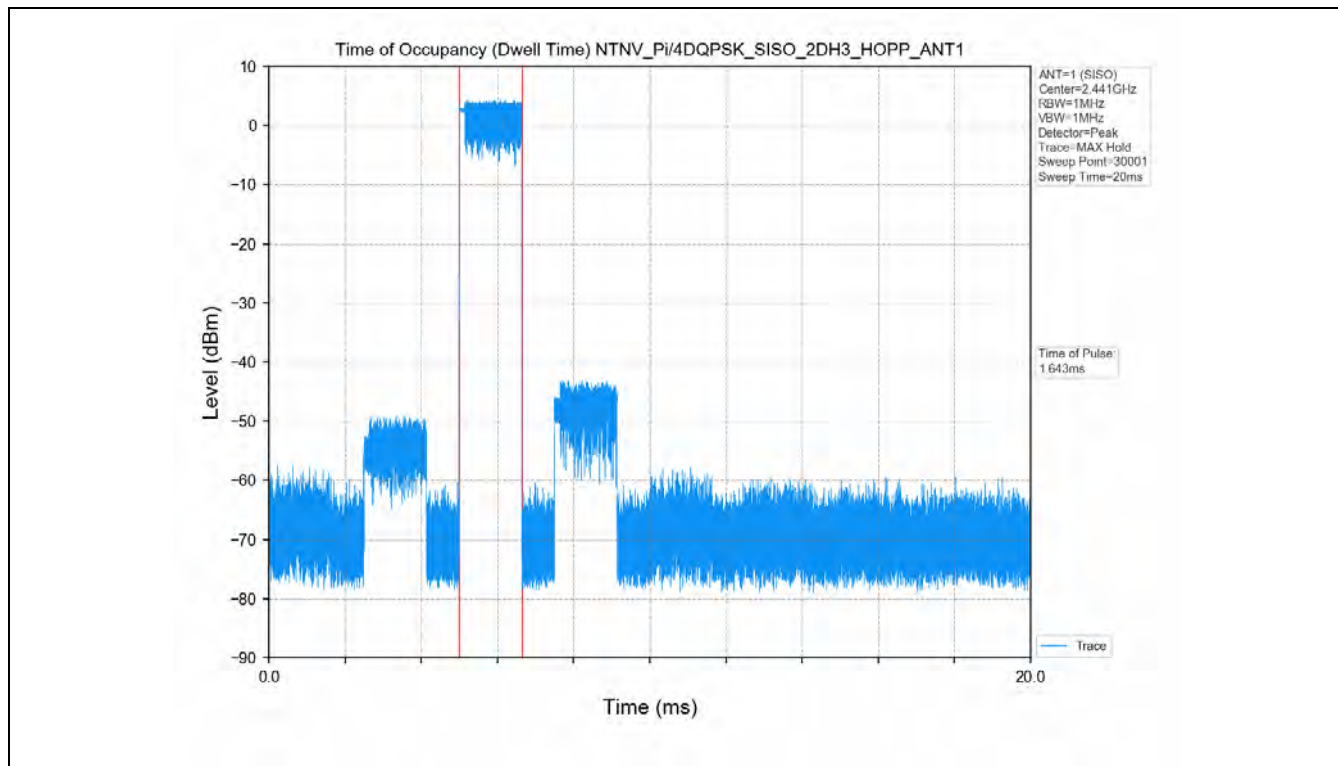
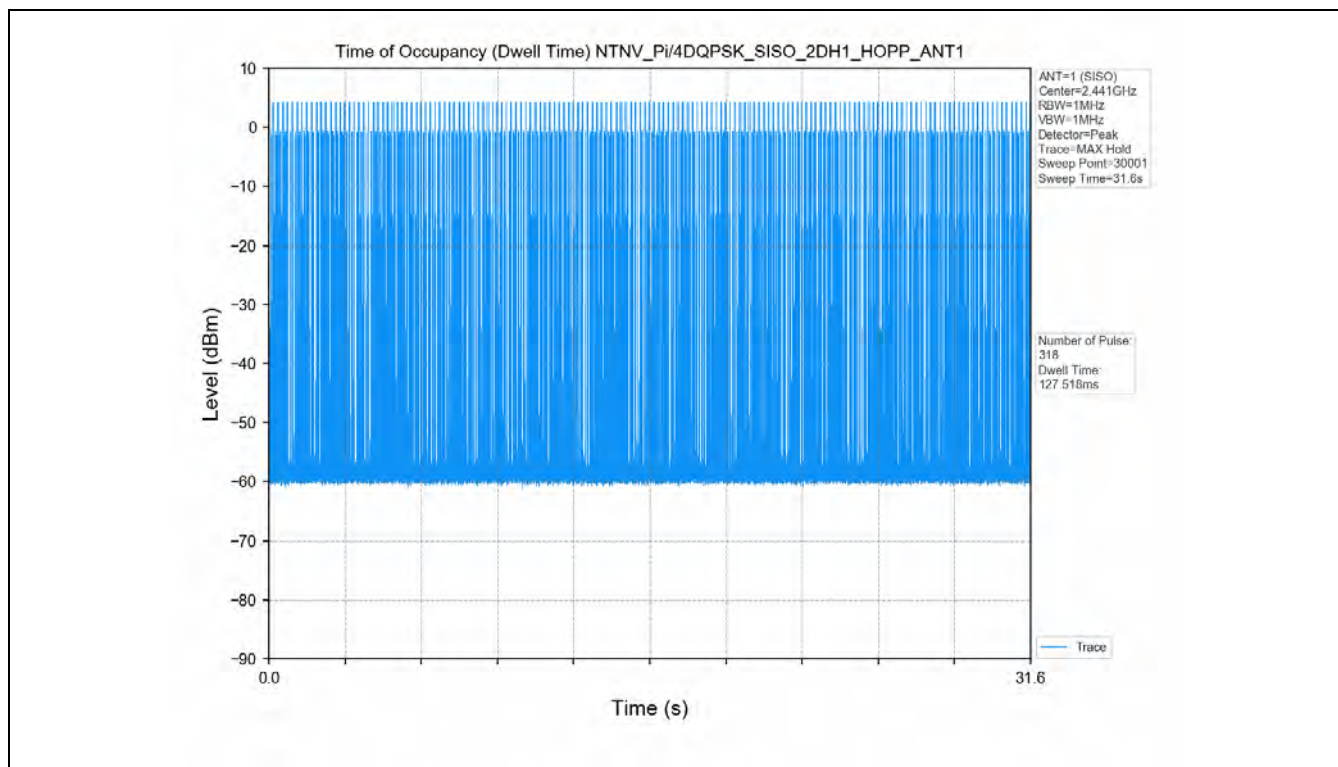




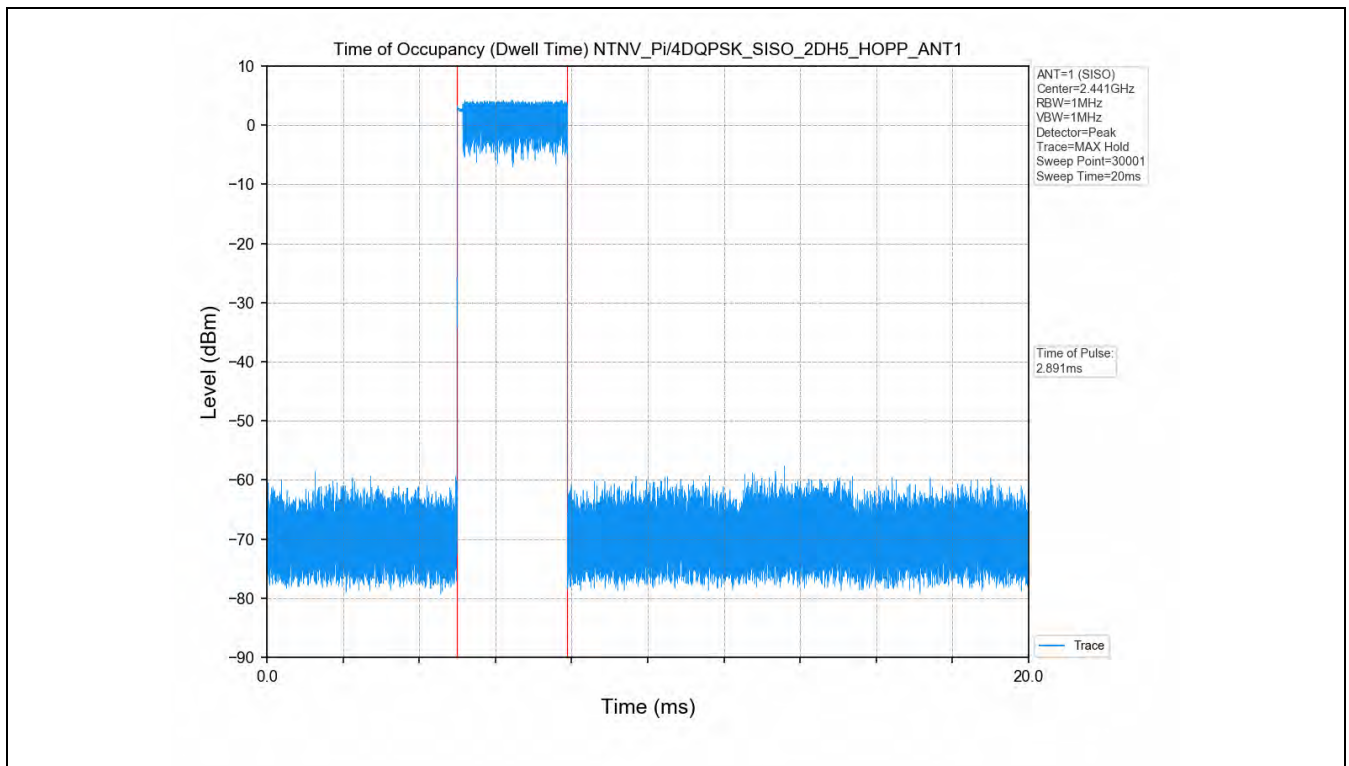
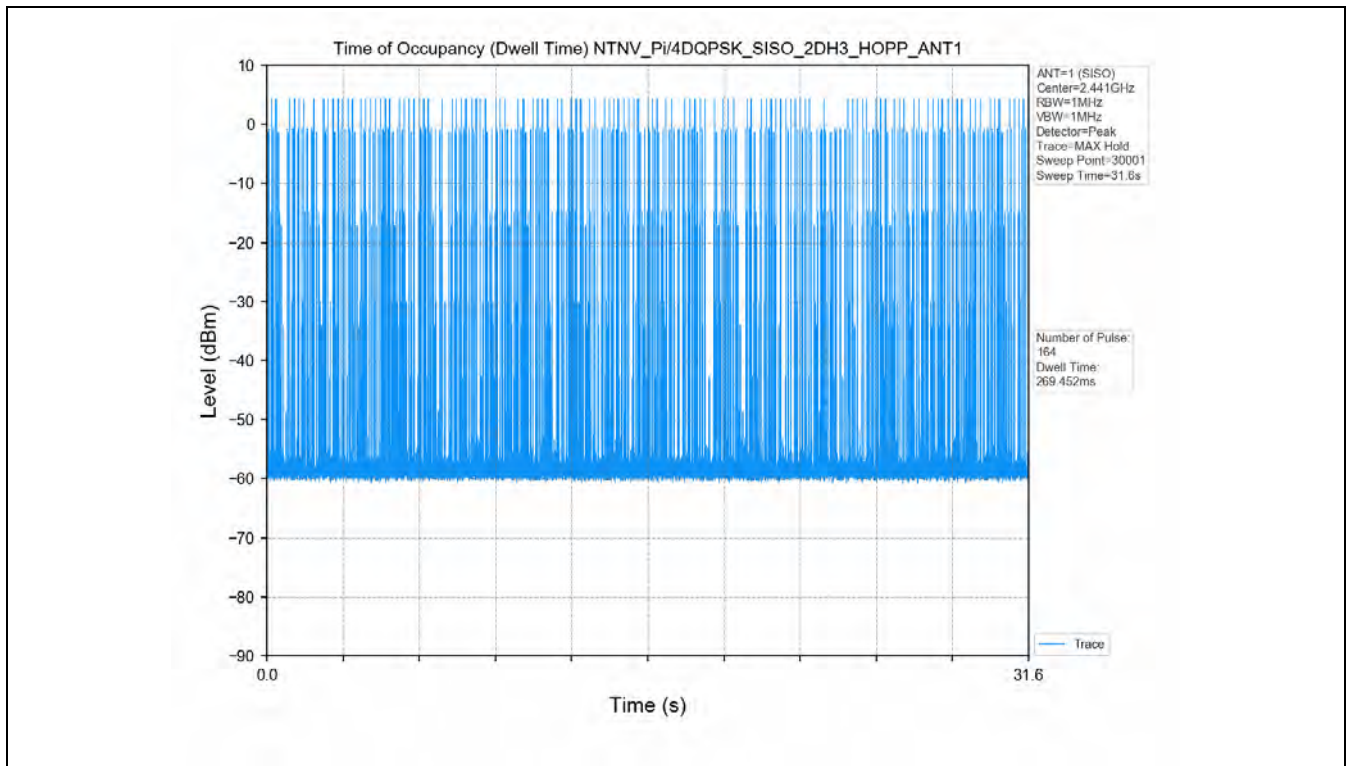




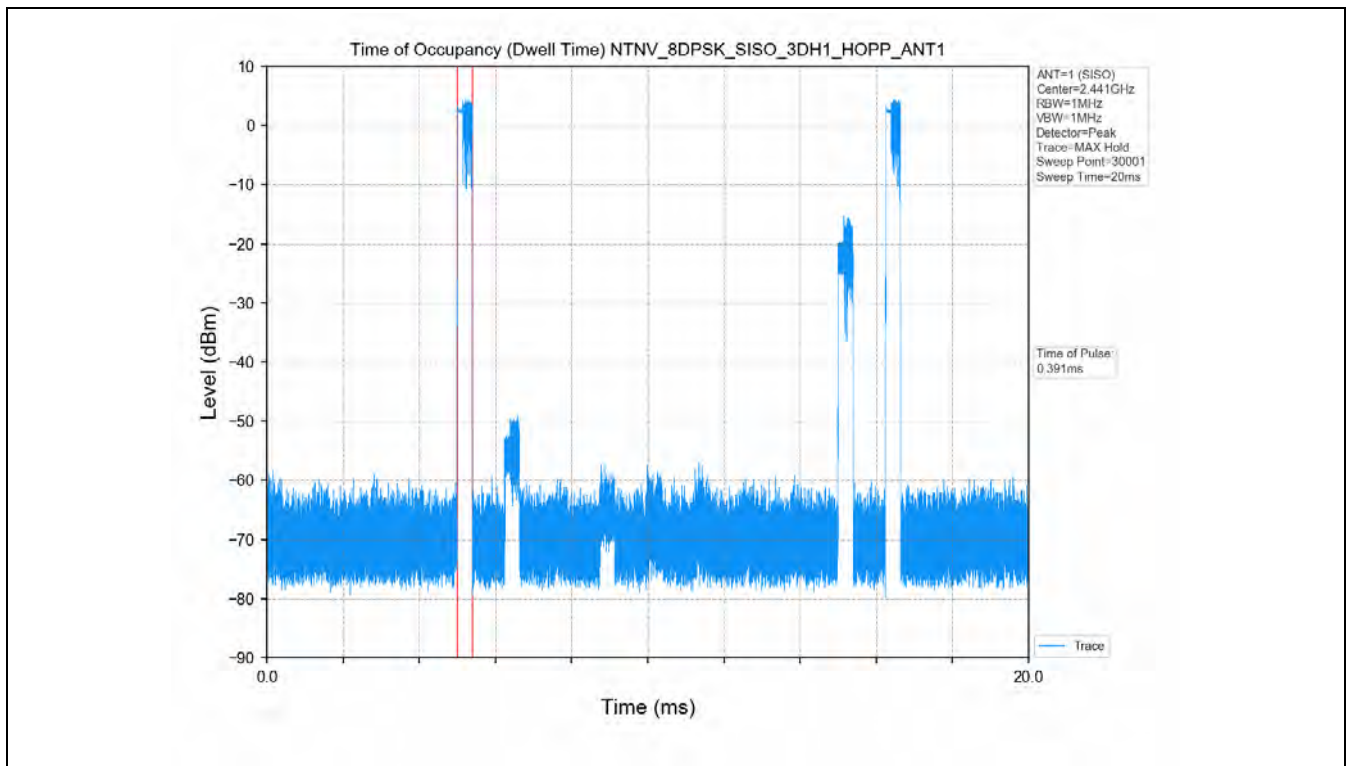
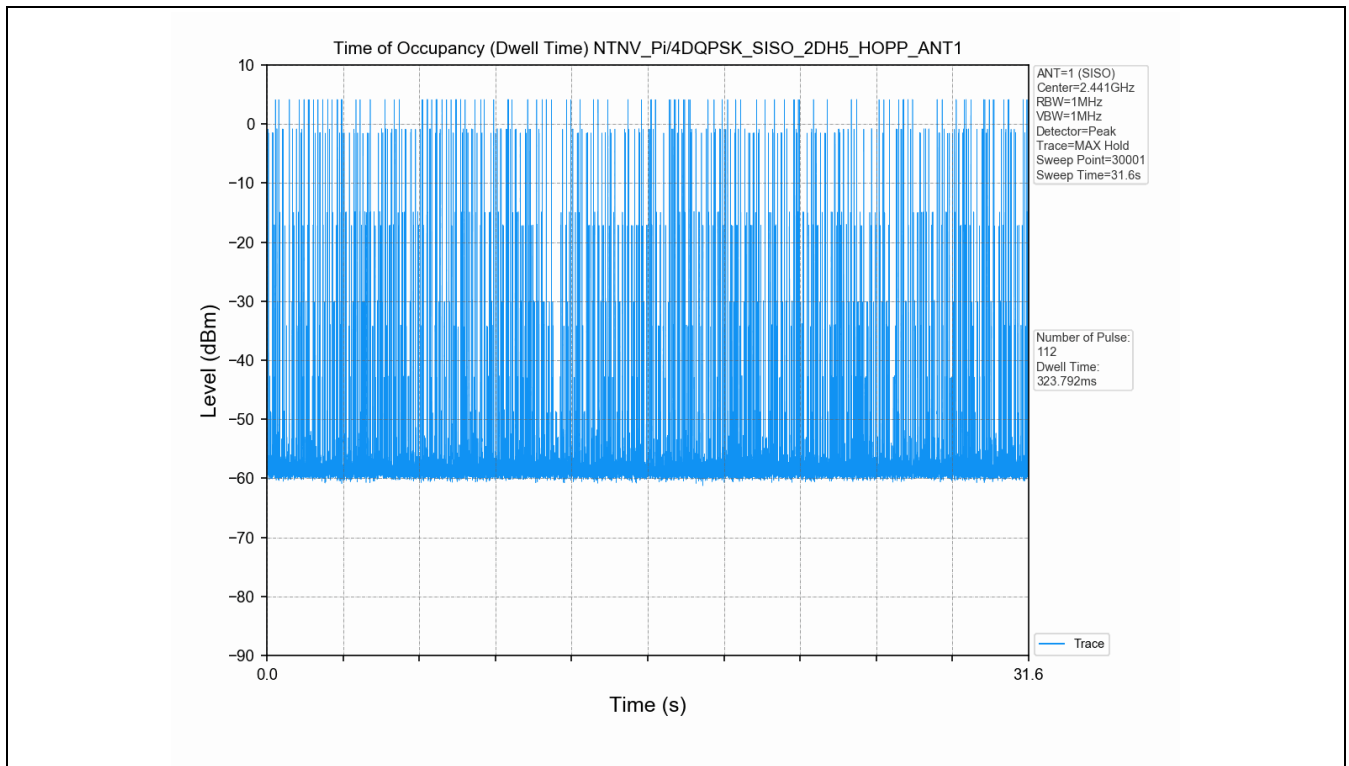


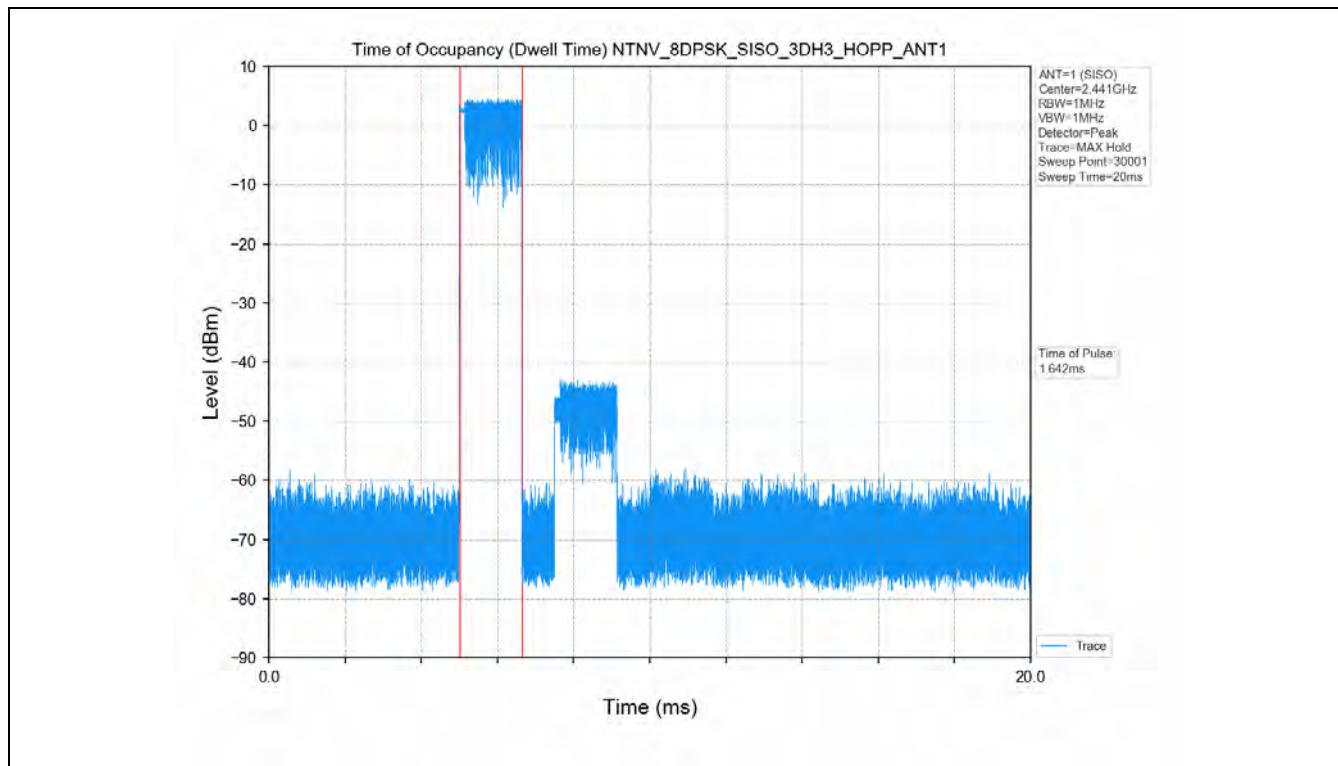
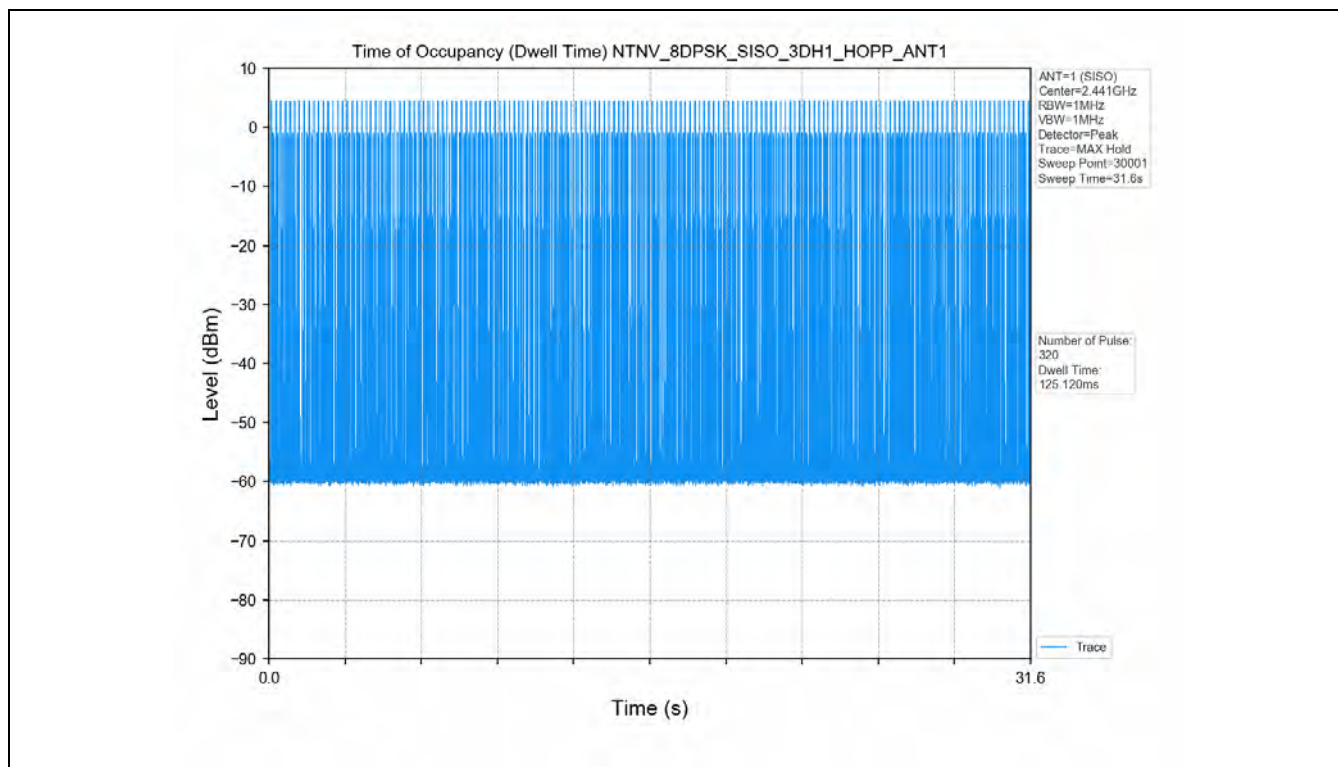


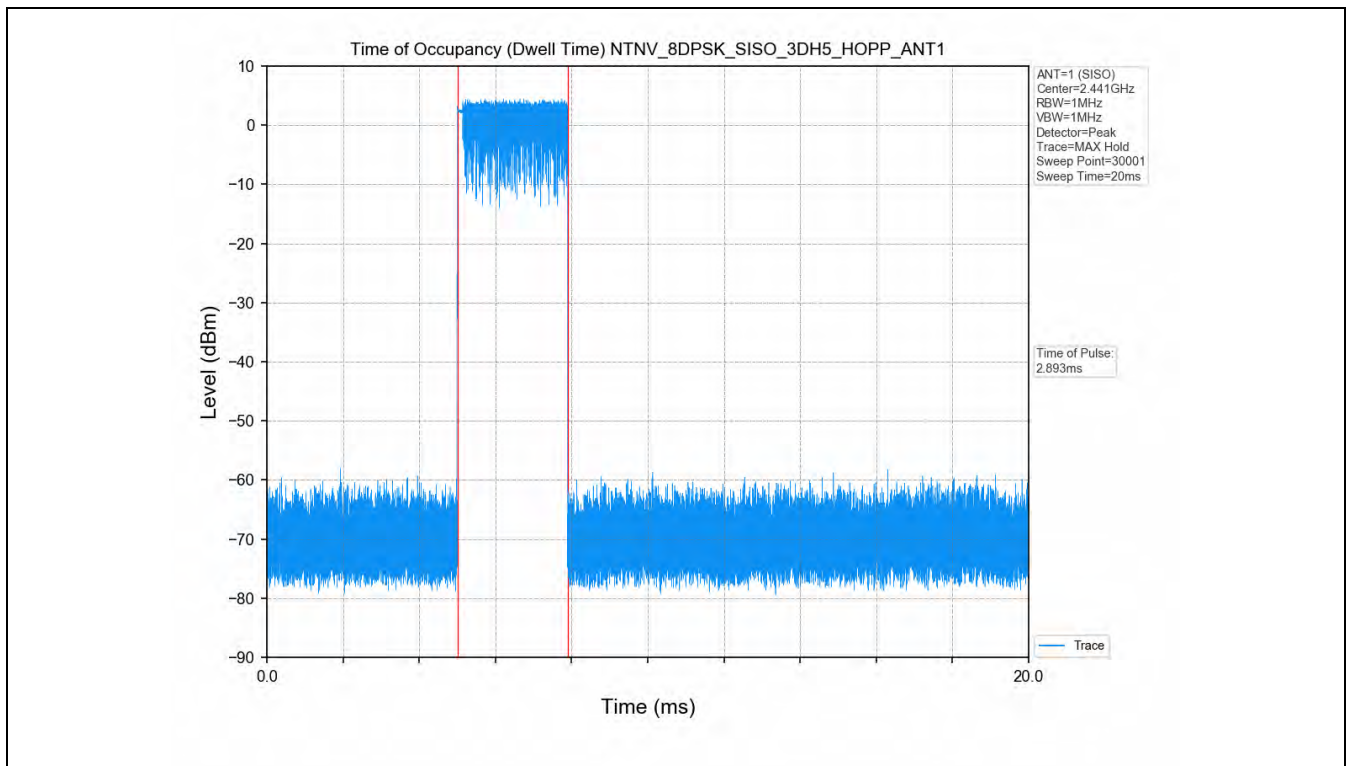
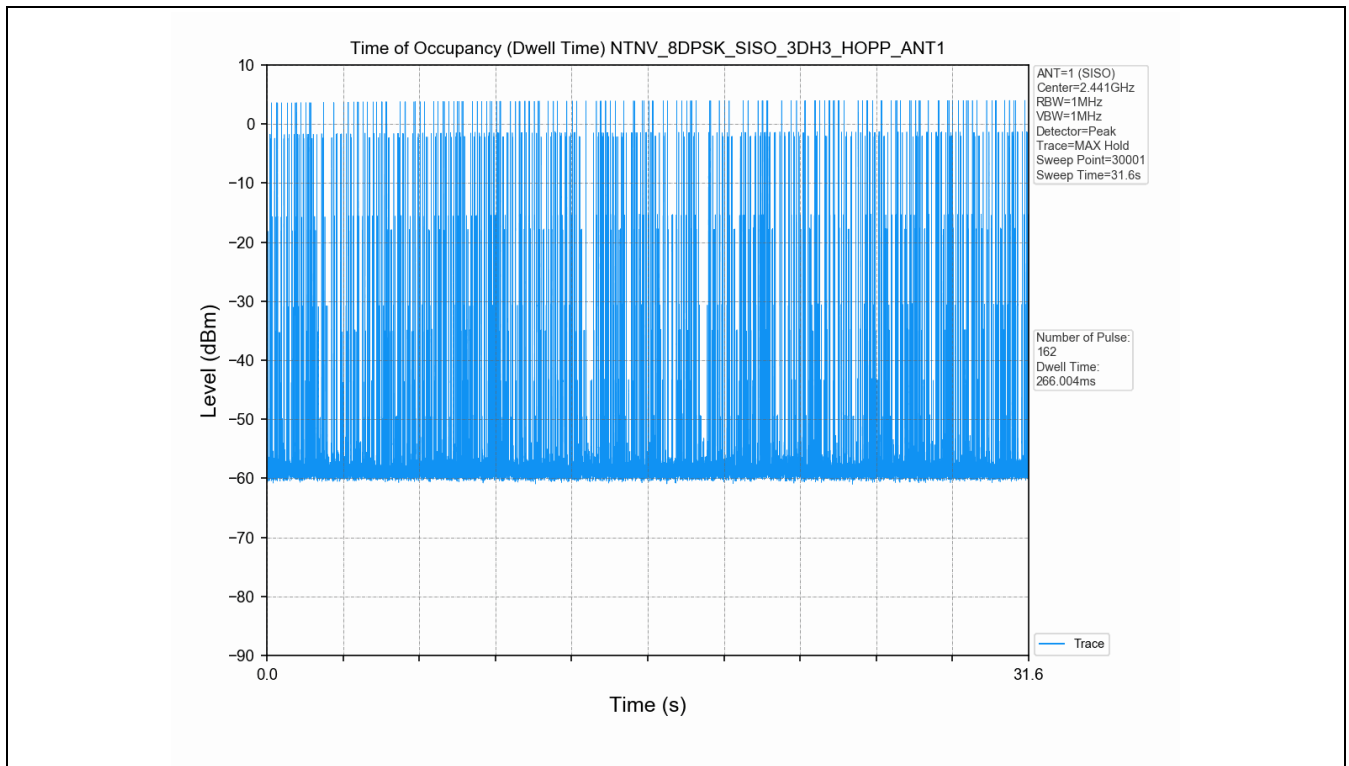




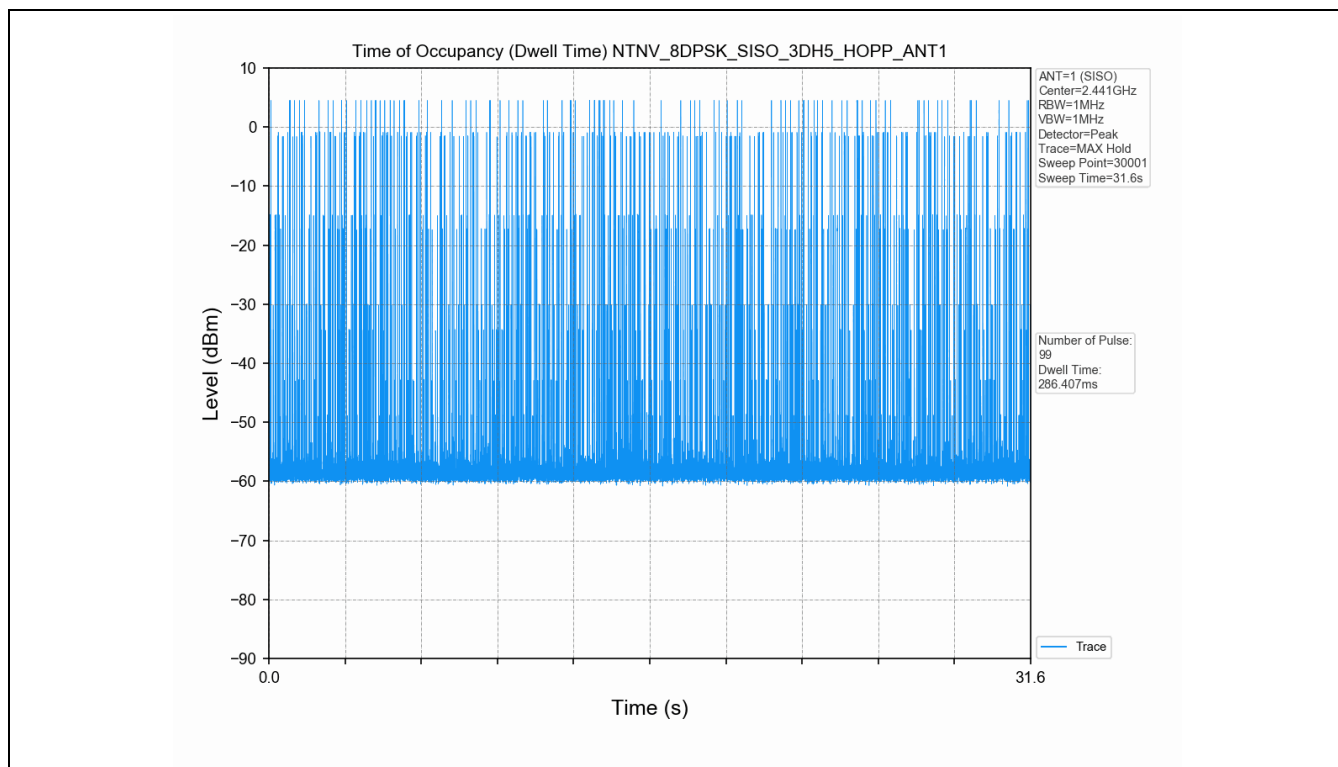










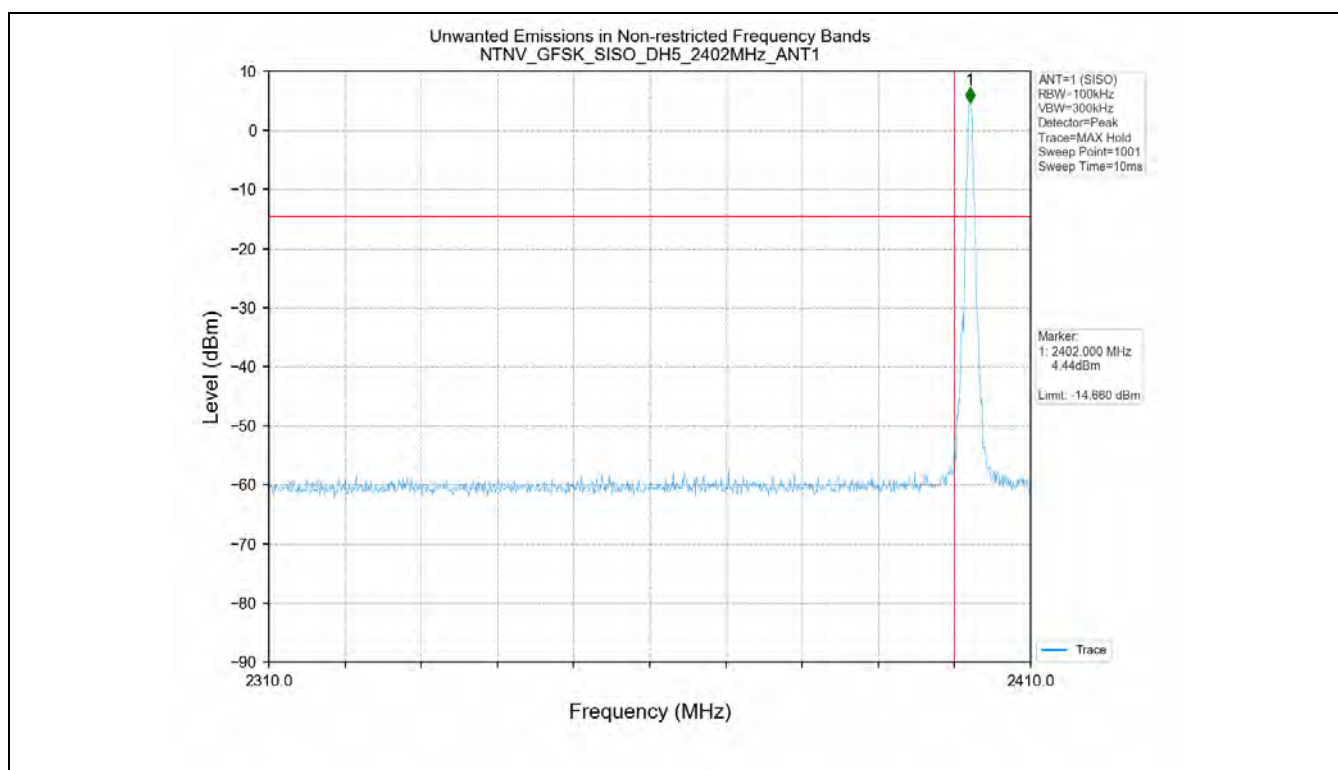
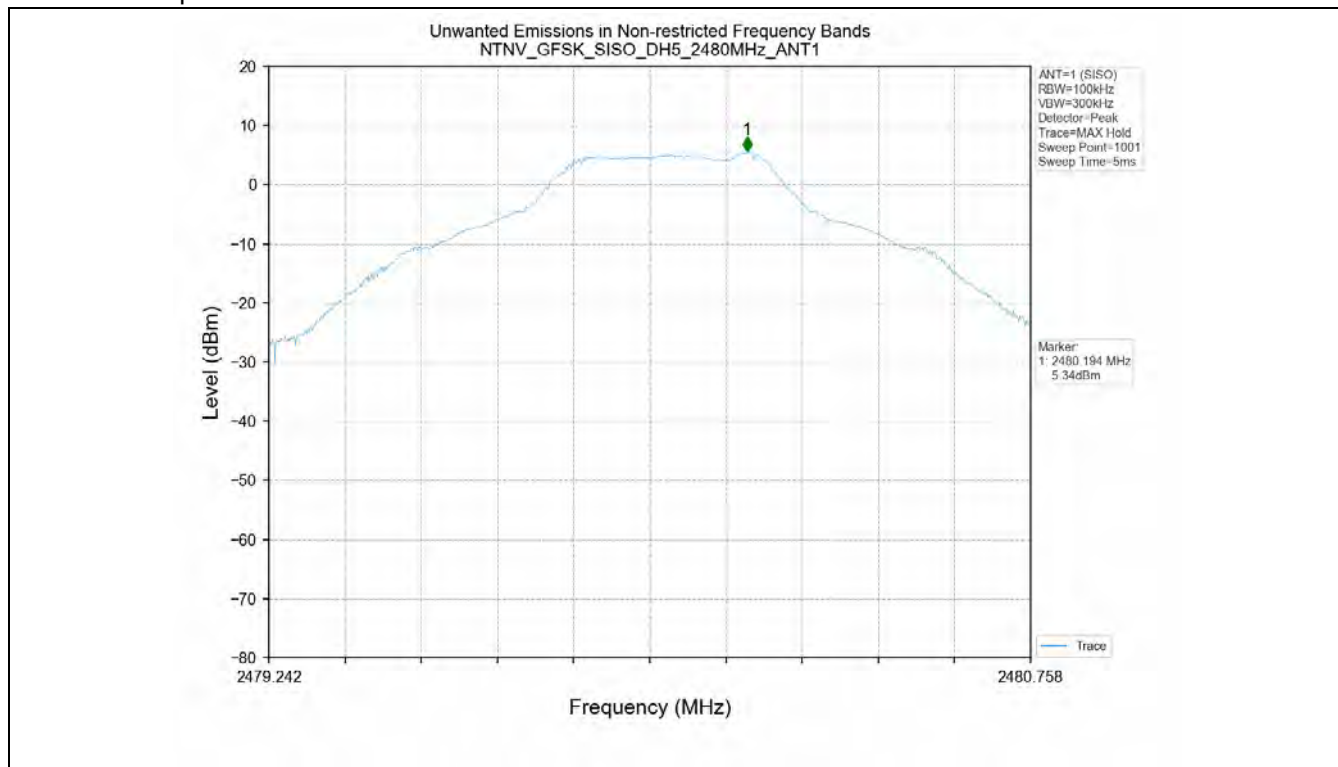


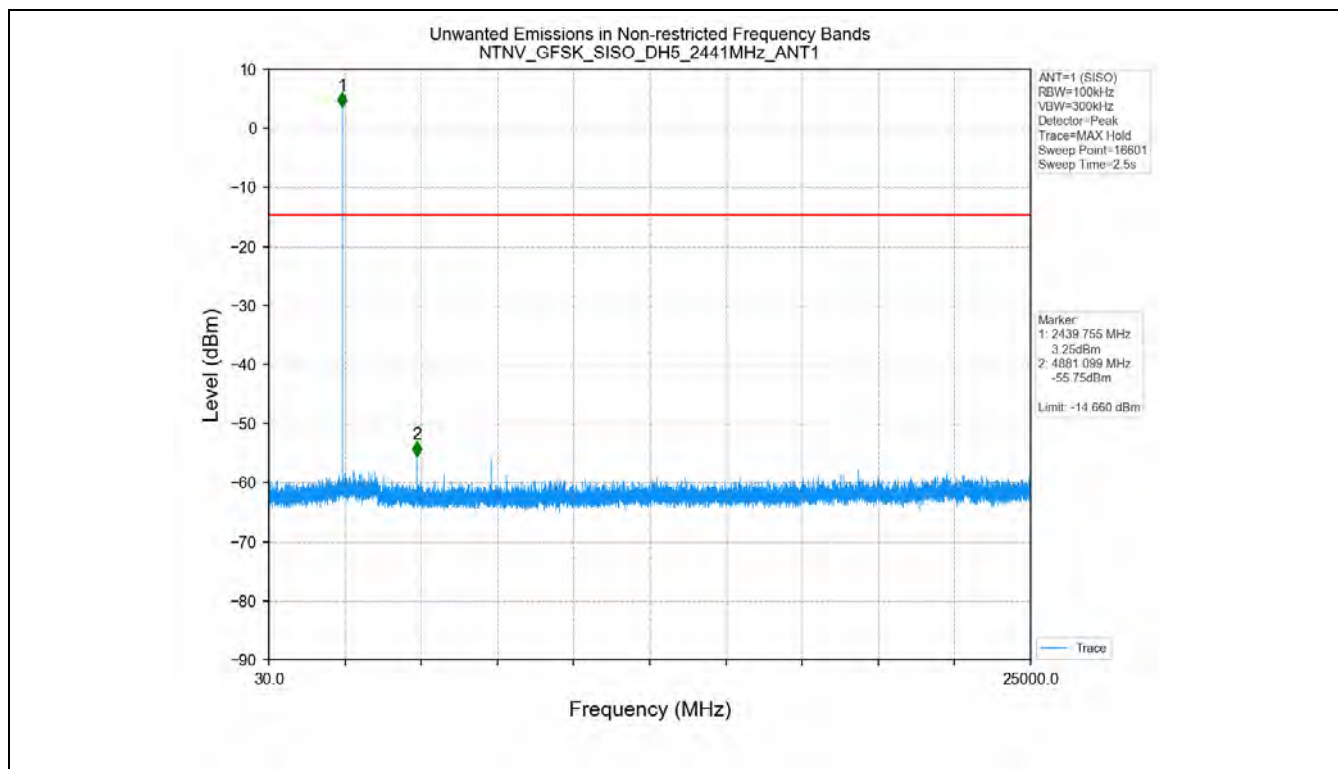
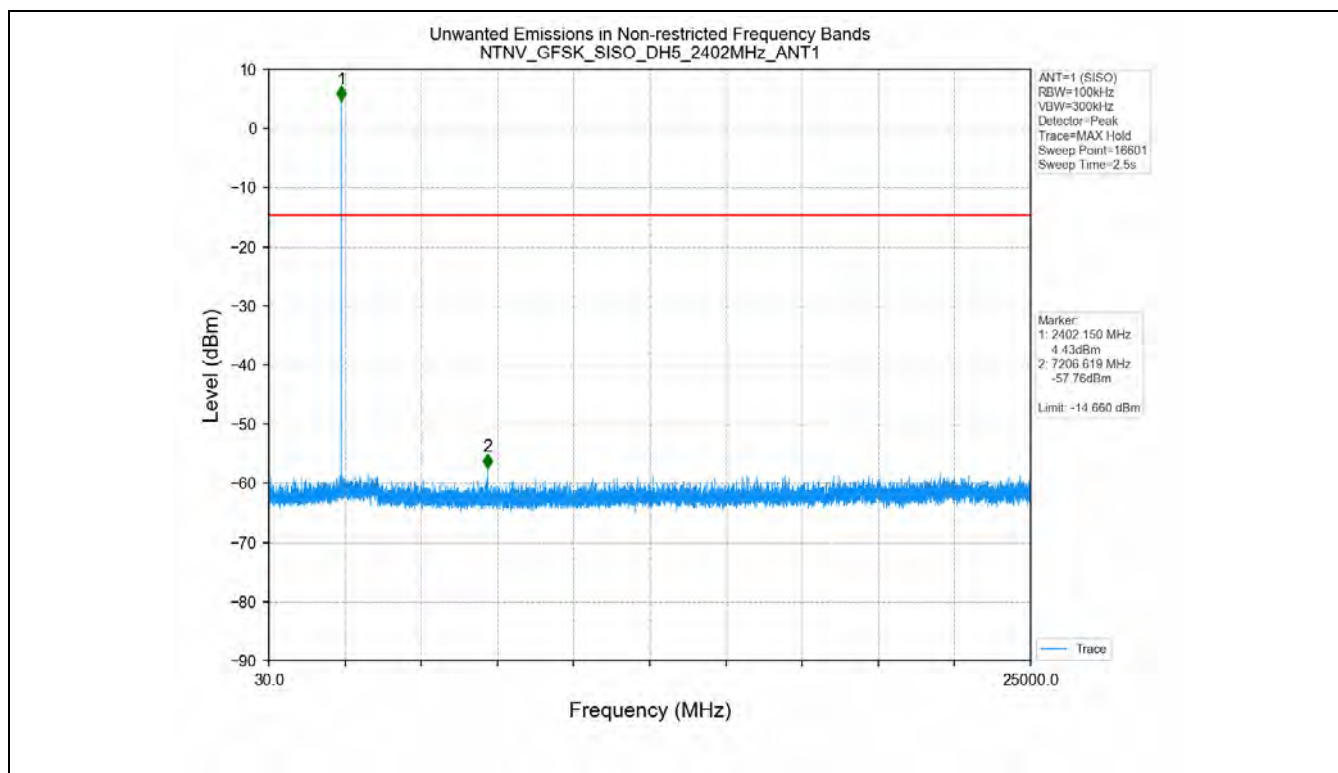
### 6. Unwanted Emissions in Non-restricted Frequency Bands

#### 6.1 Test Result

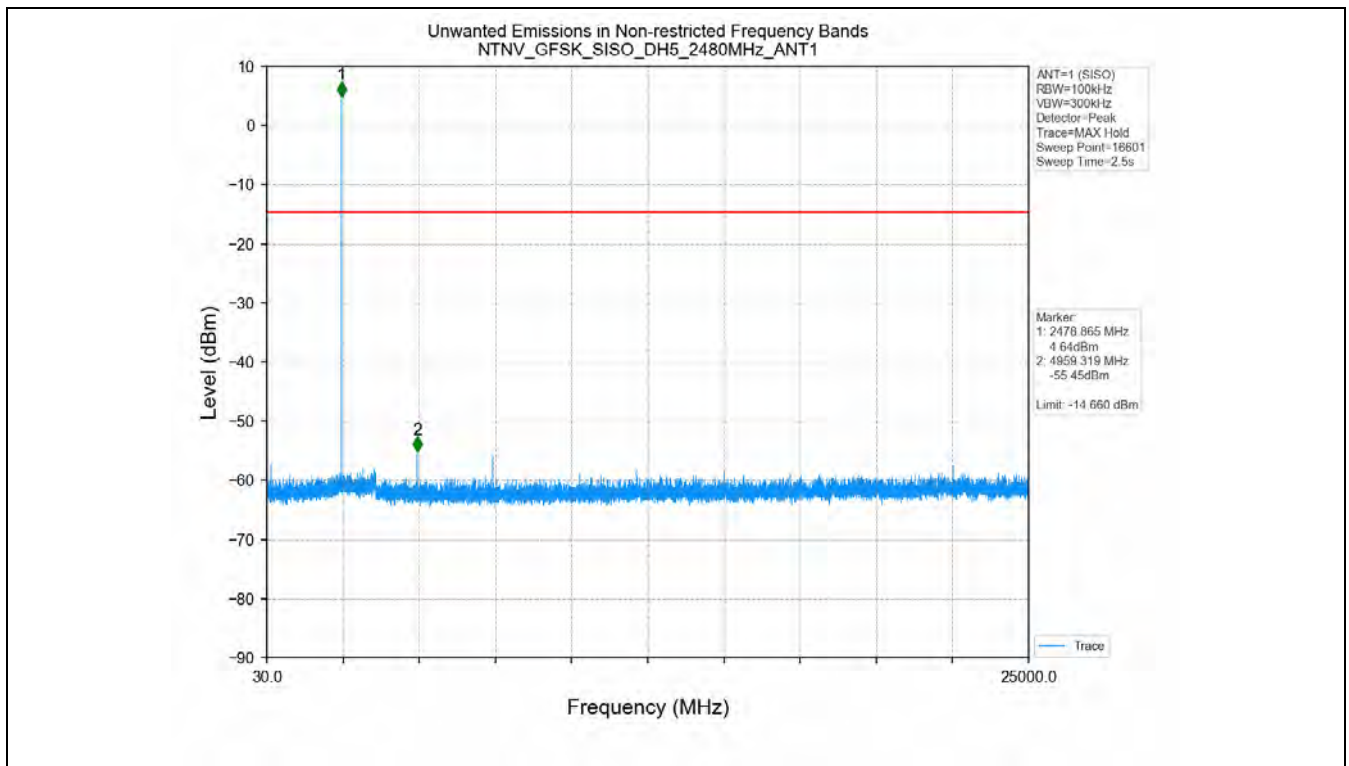
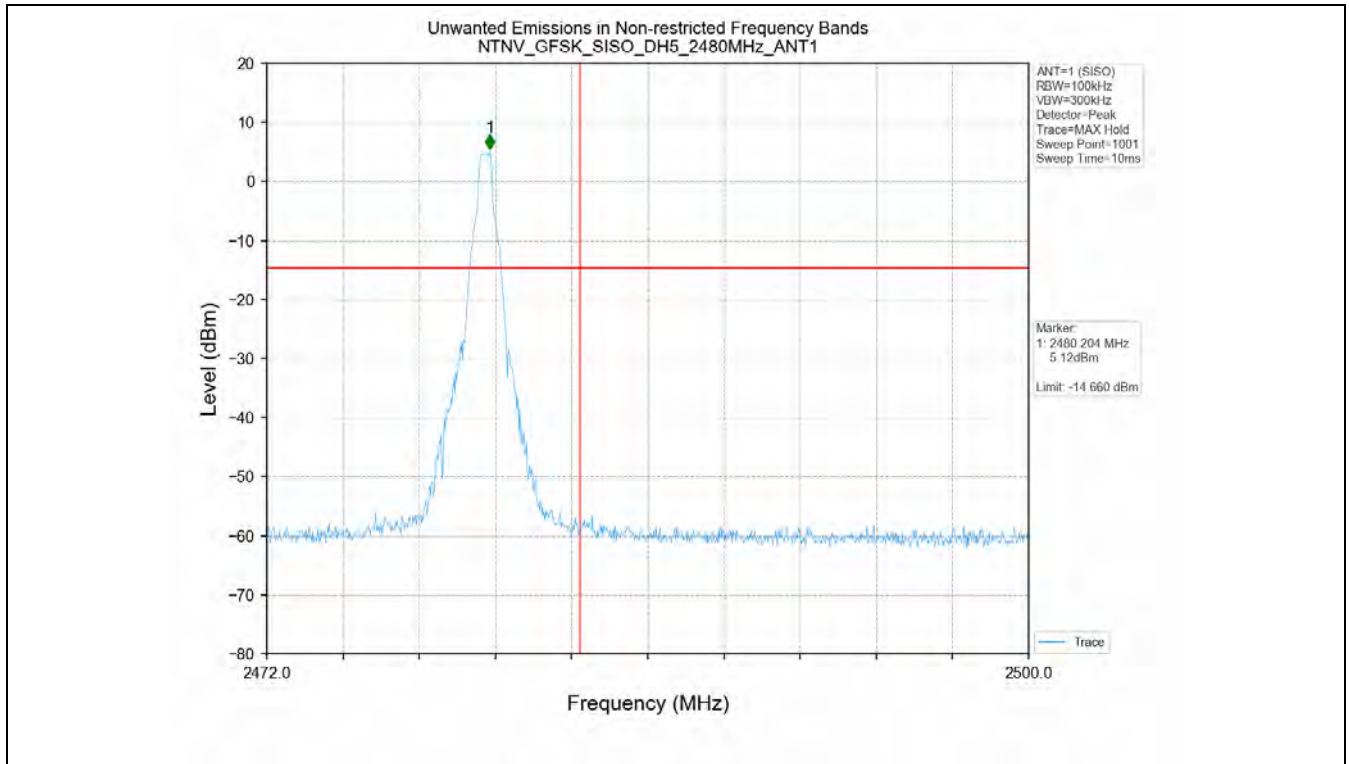
Test Mode	Frequency (MHz)	TX Type	ANT No.	Spurious Conducted Emission (dBm)	Limits (dBm)	Verdict
GFSK	2402	SISO	1	Refer to test graph	-14.66	PASS
	2441	SISO	1	Refer to test graph	-14.66	PASS
	2480	SISO	1	Refer to test graph	-14.66	PASS
	Hopping	SISO	1	Refer to test graph	-14.66	PASS
Pi/4DQPSK	2402	SISO	1	Refer to test graph	-17.53	PASS
	2441	SISO	1	Refer to test graph	-17.53	PASS
	2480	SISO	1	Refer to test graph	-17.53	PASS
	Hopping	SISO	1	Refer to test graph	-17.53	PASS
8DPSK	2402	SISO	1	Refer to test graph	-17.29	PASS
	2441	SISO	1	Refer to test graph	-17.29	PASS
	2480	SISO	1	Refer to test graph	-17.29	PASS
	Hopping	SISO	1	Refer to test graph	-17.29	PASS

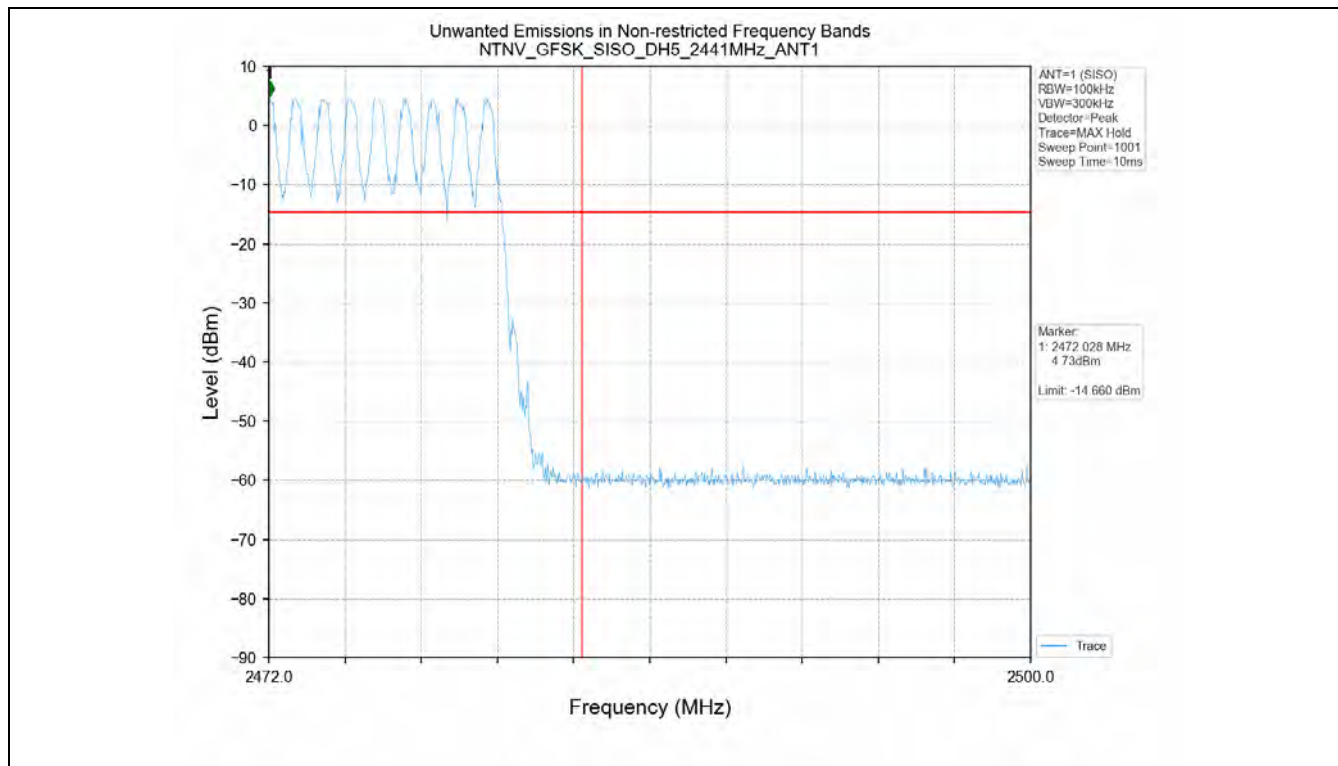
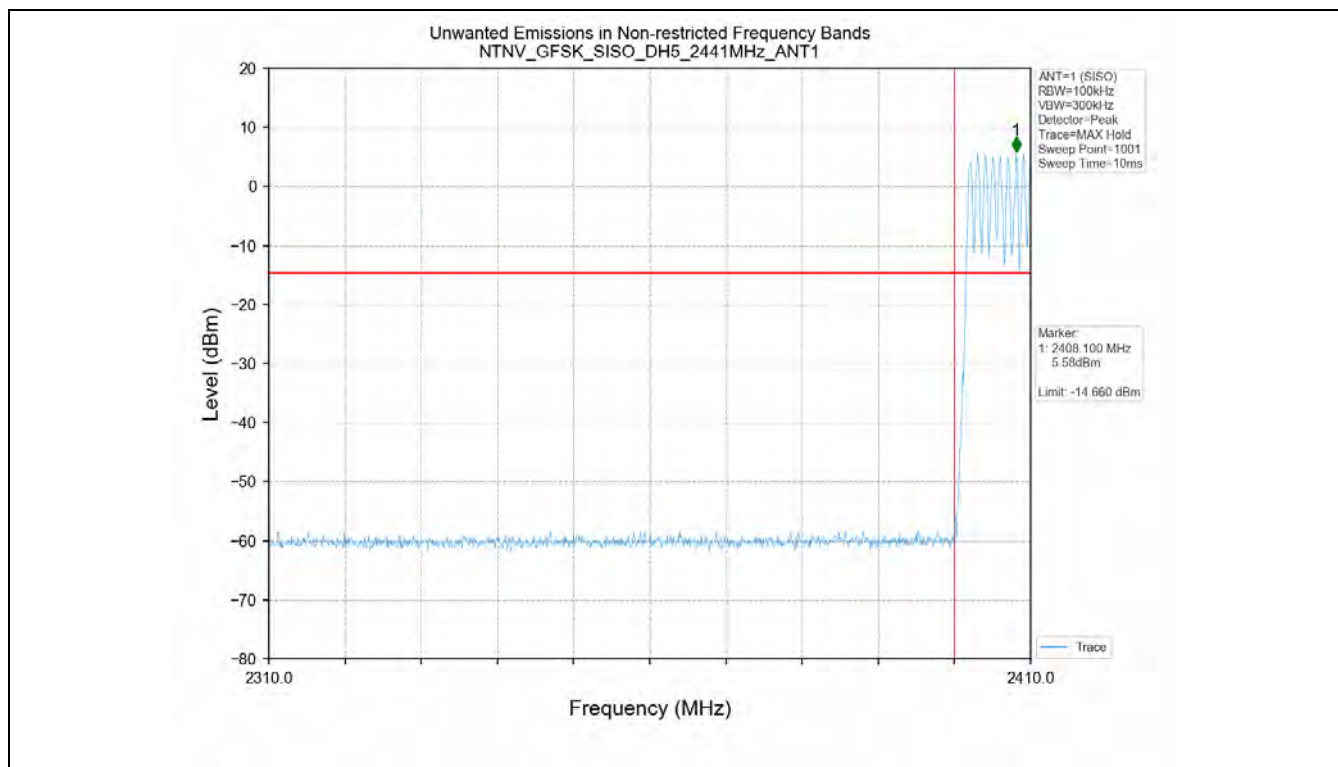
### 6.2 Test Graph



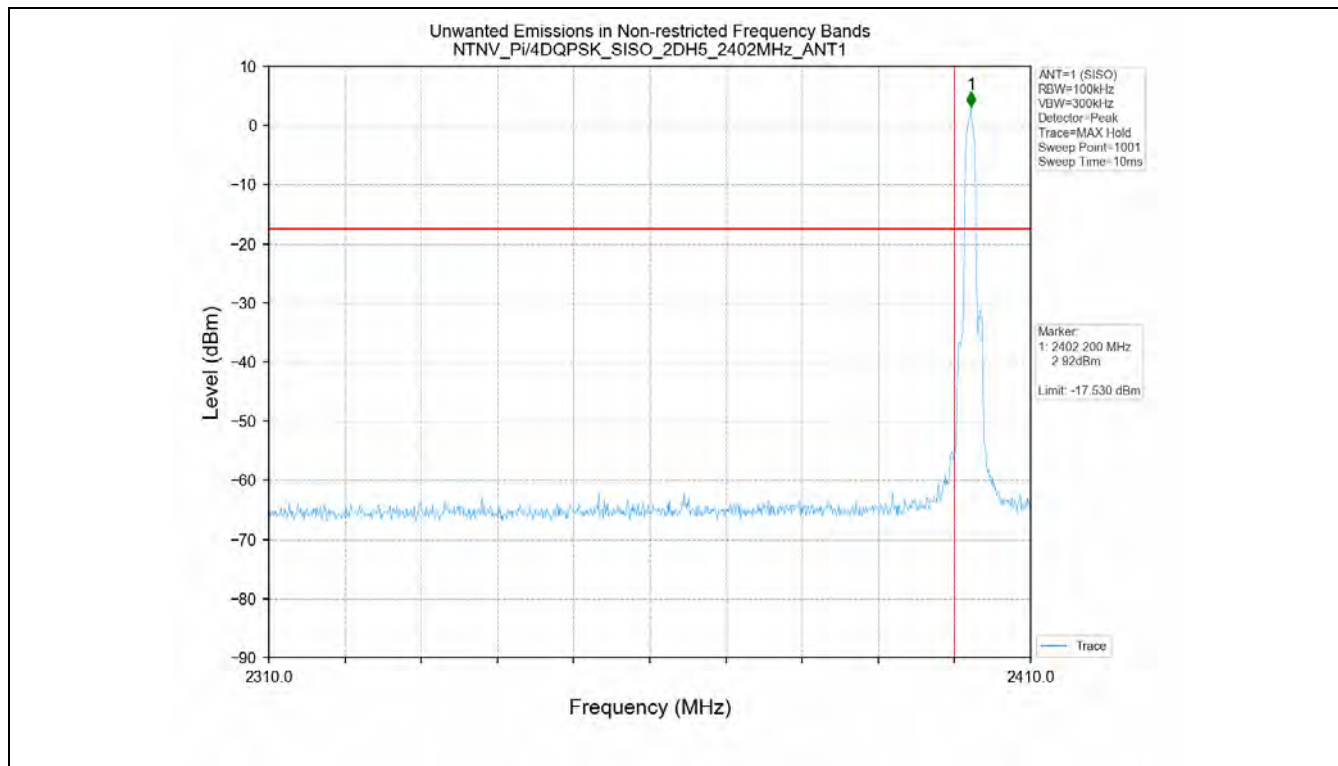
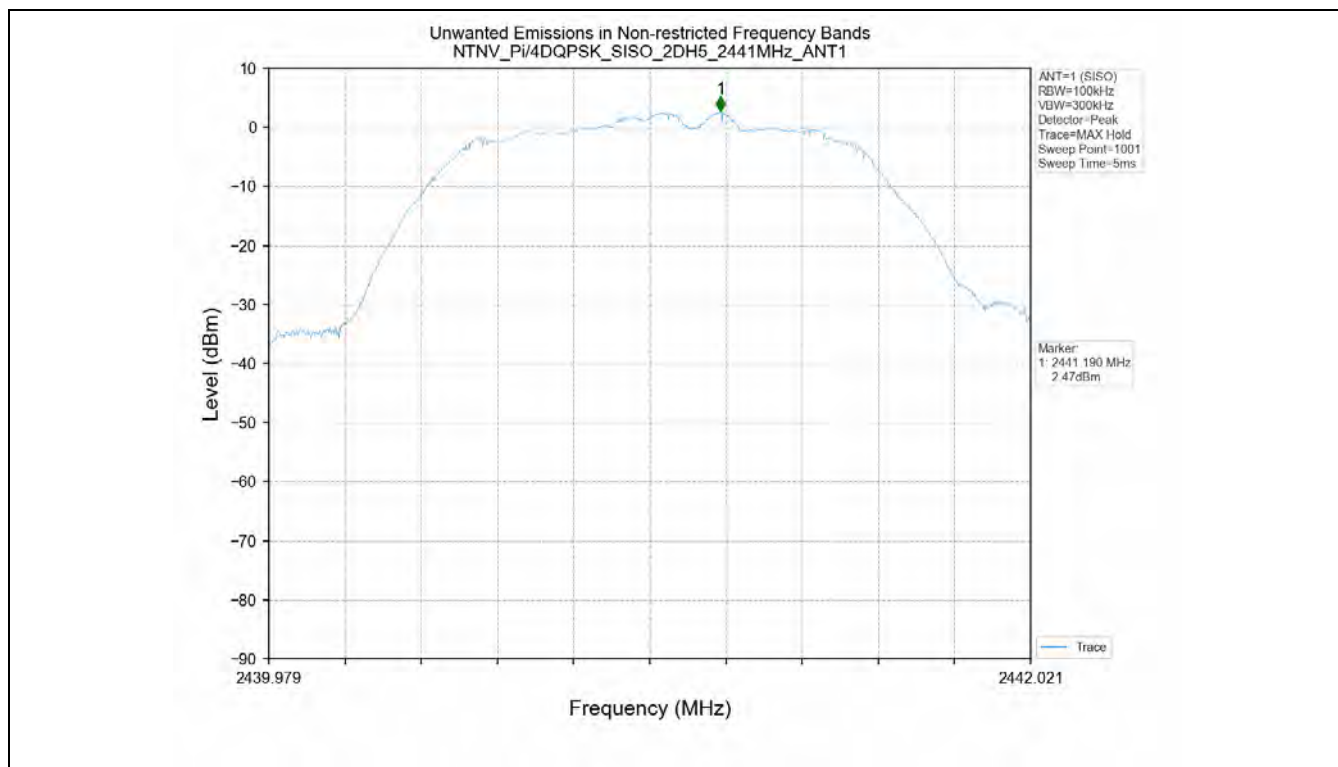




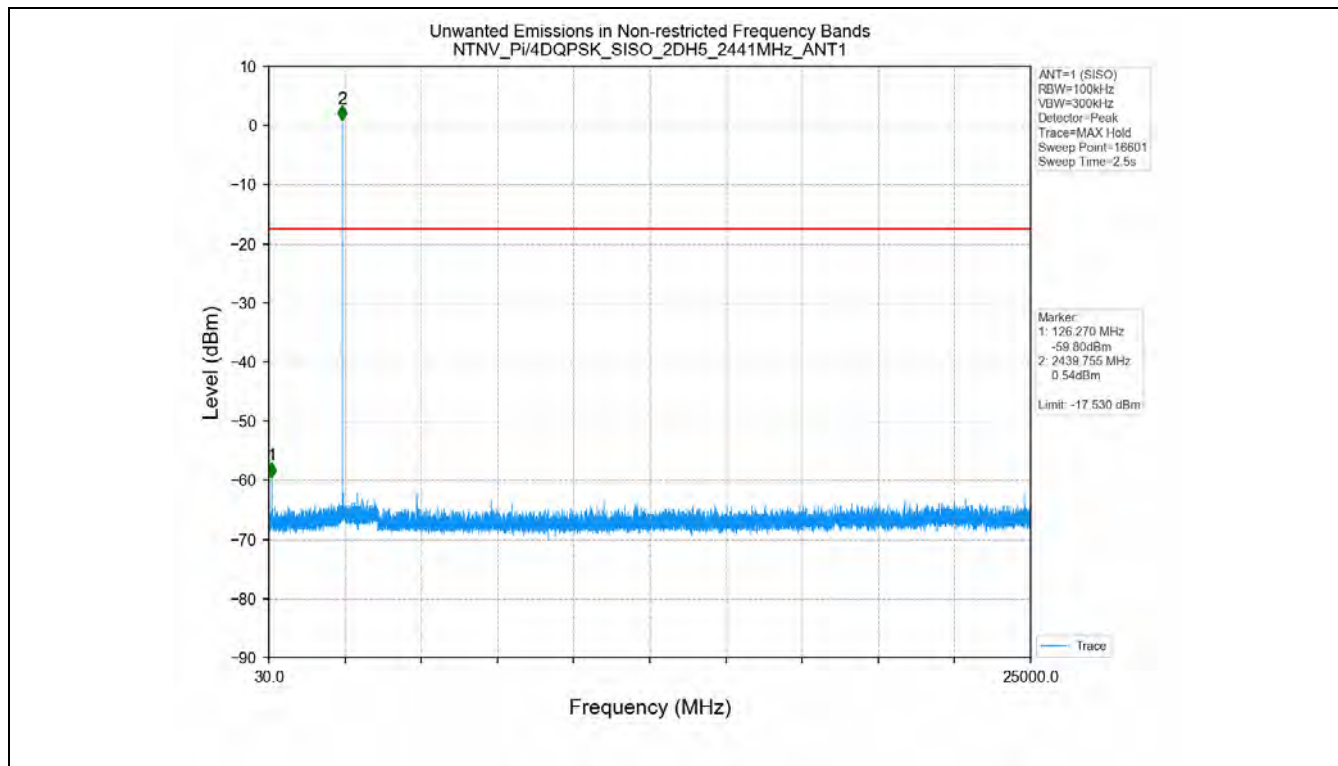
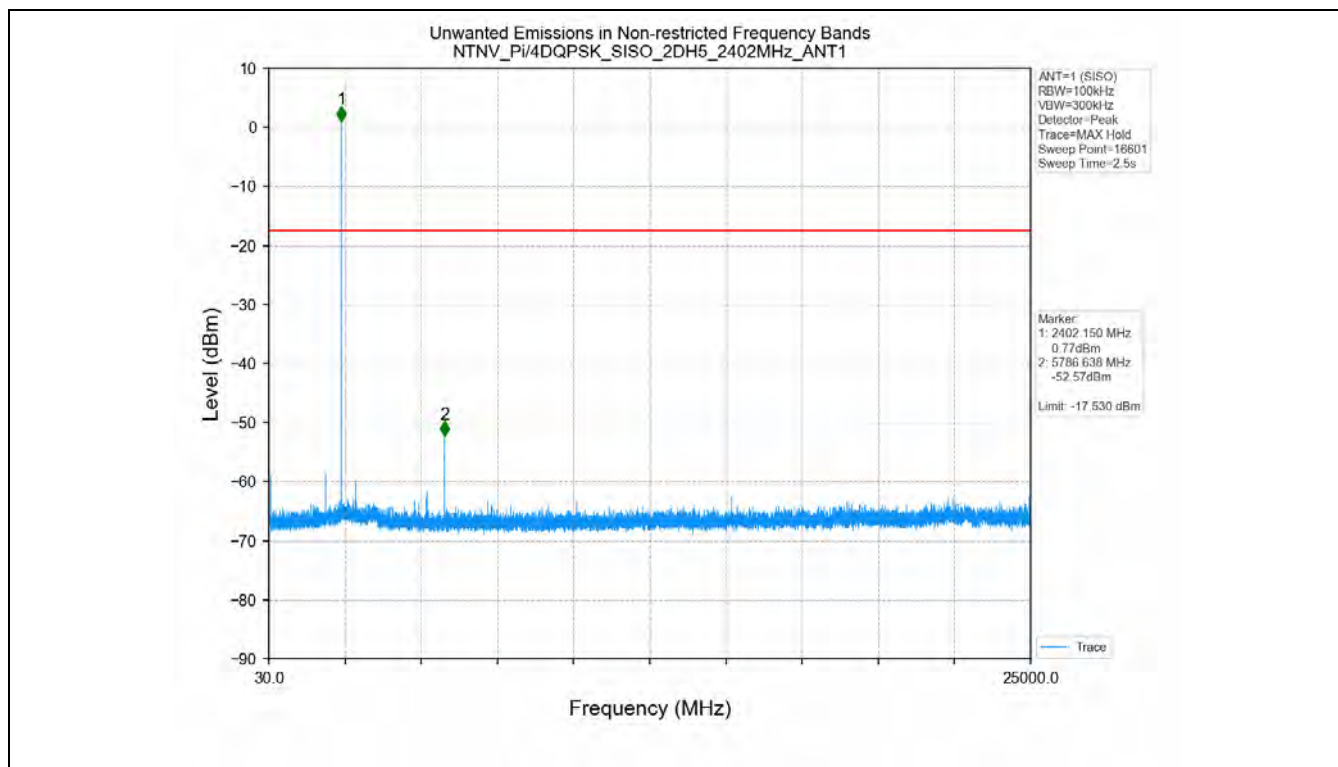


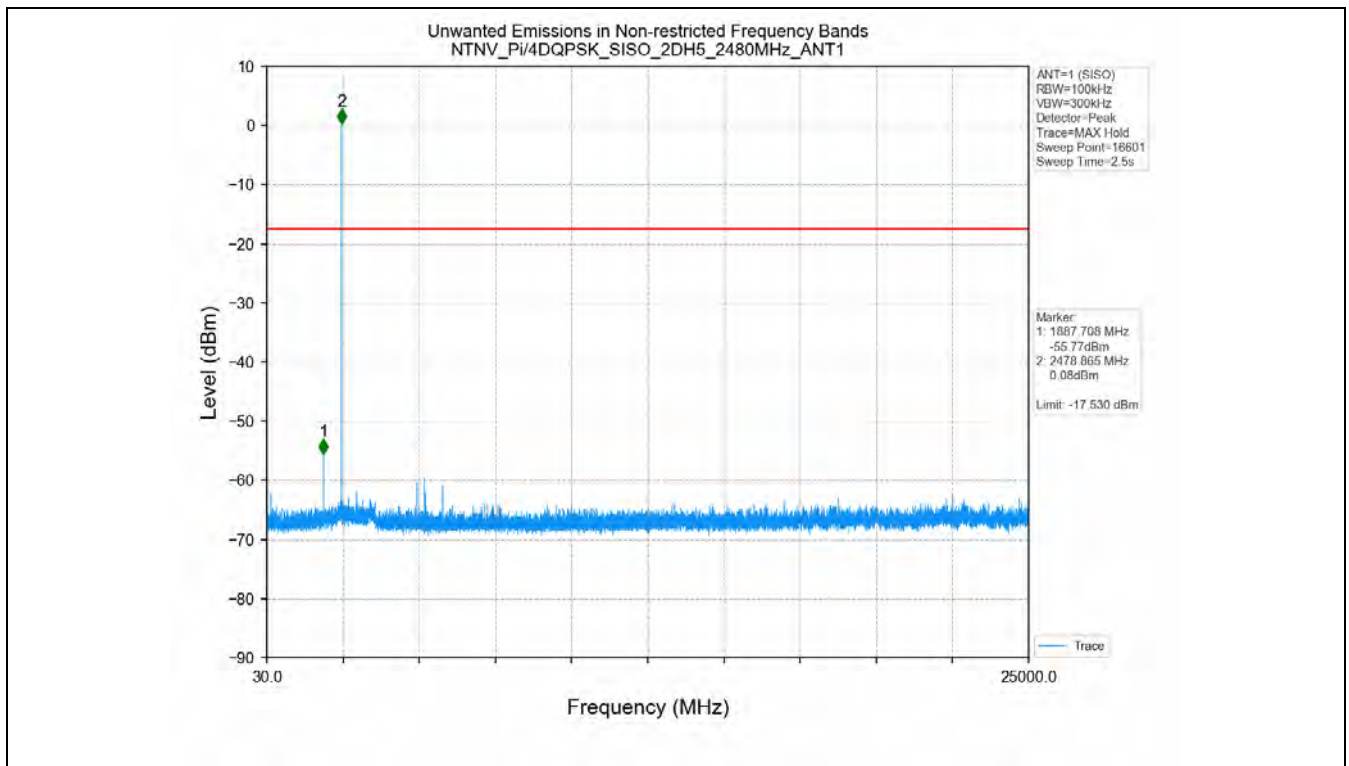
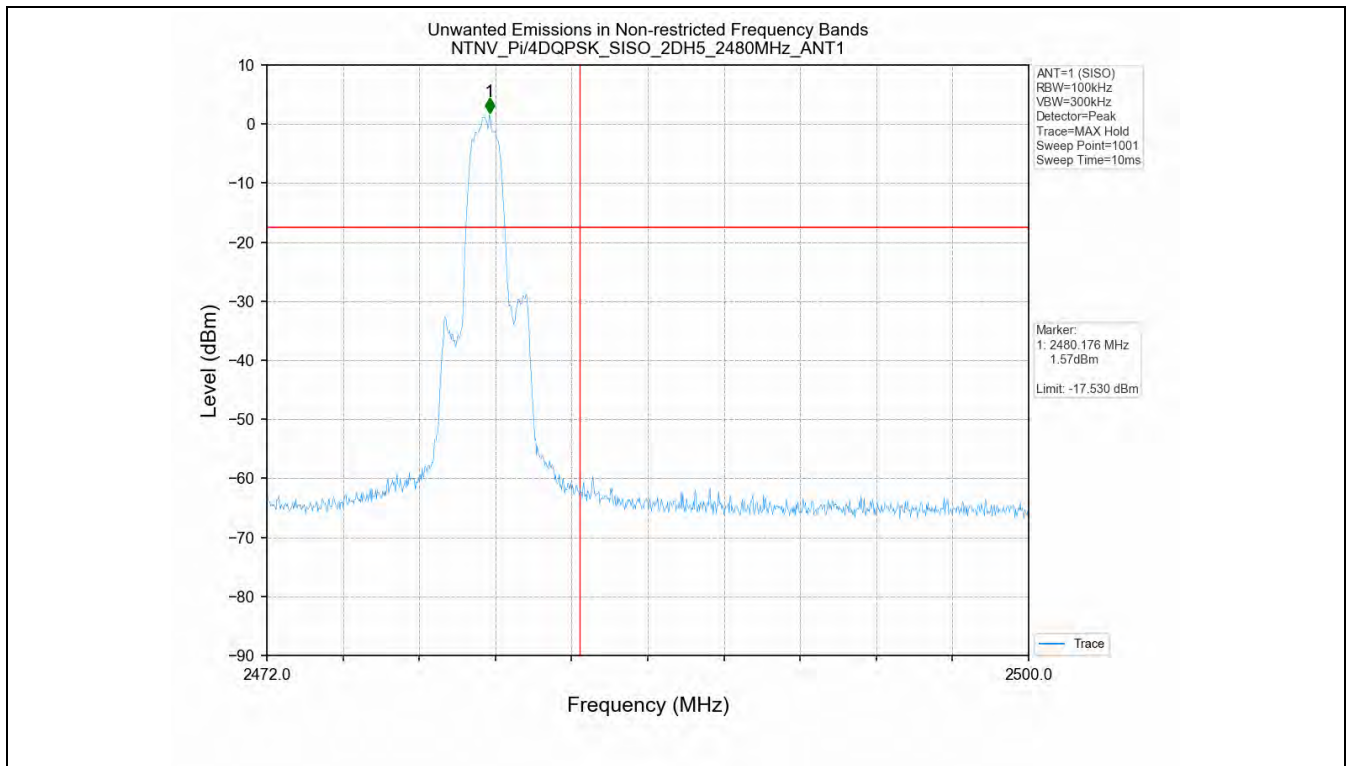




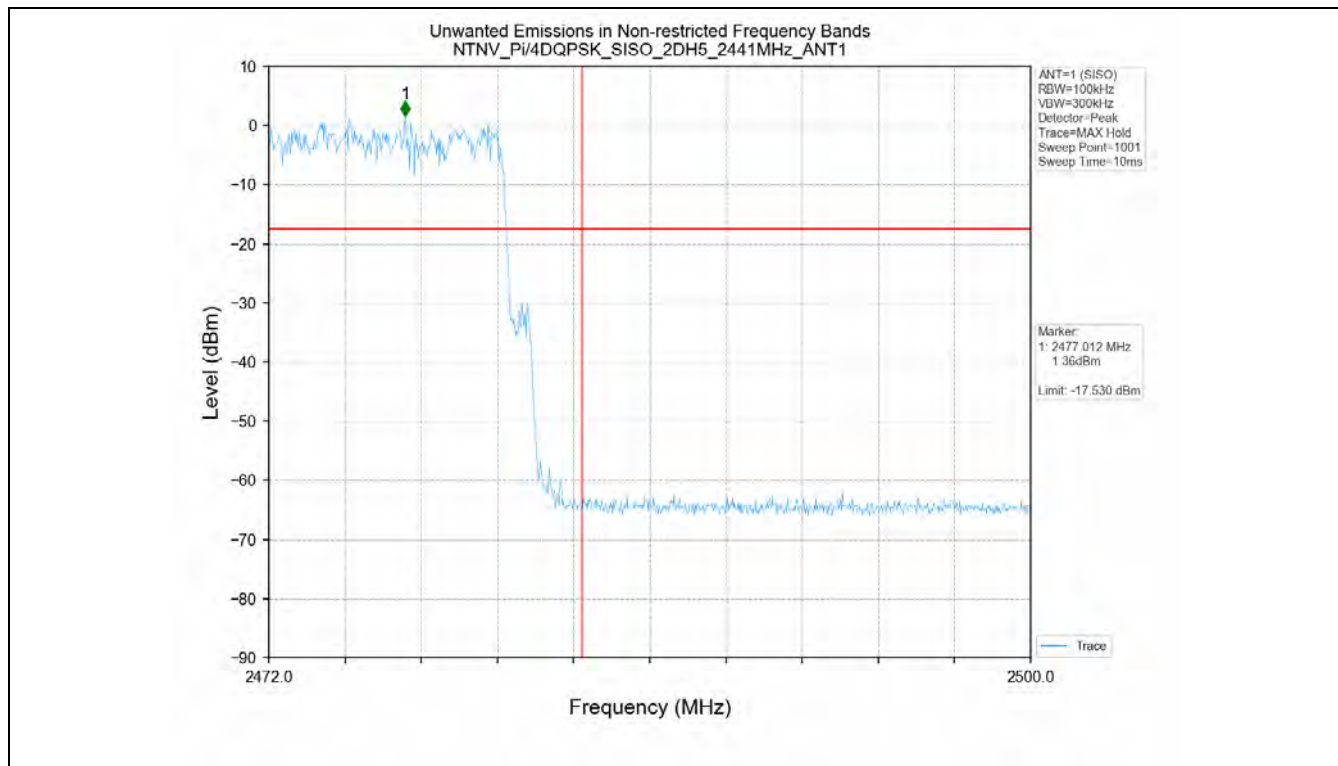
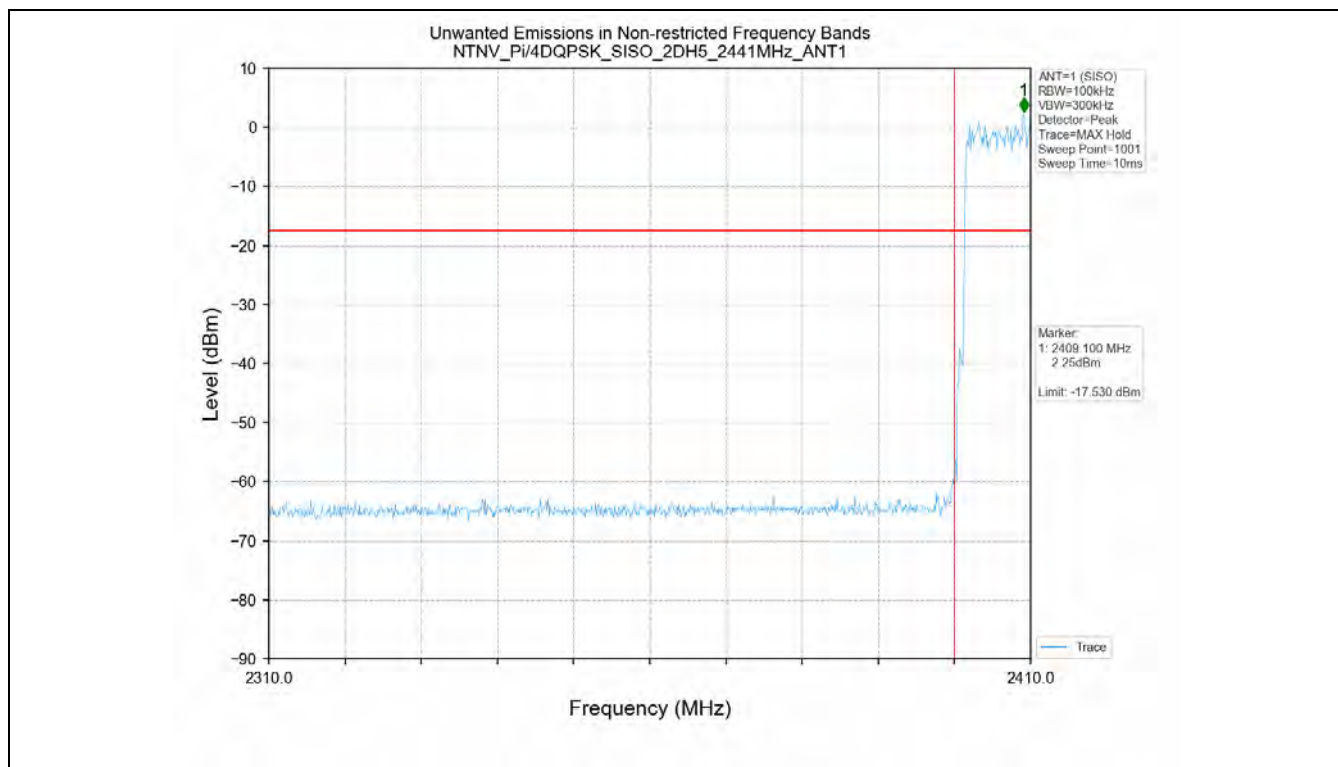




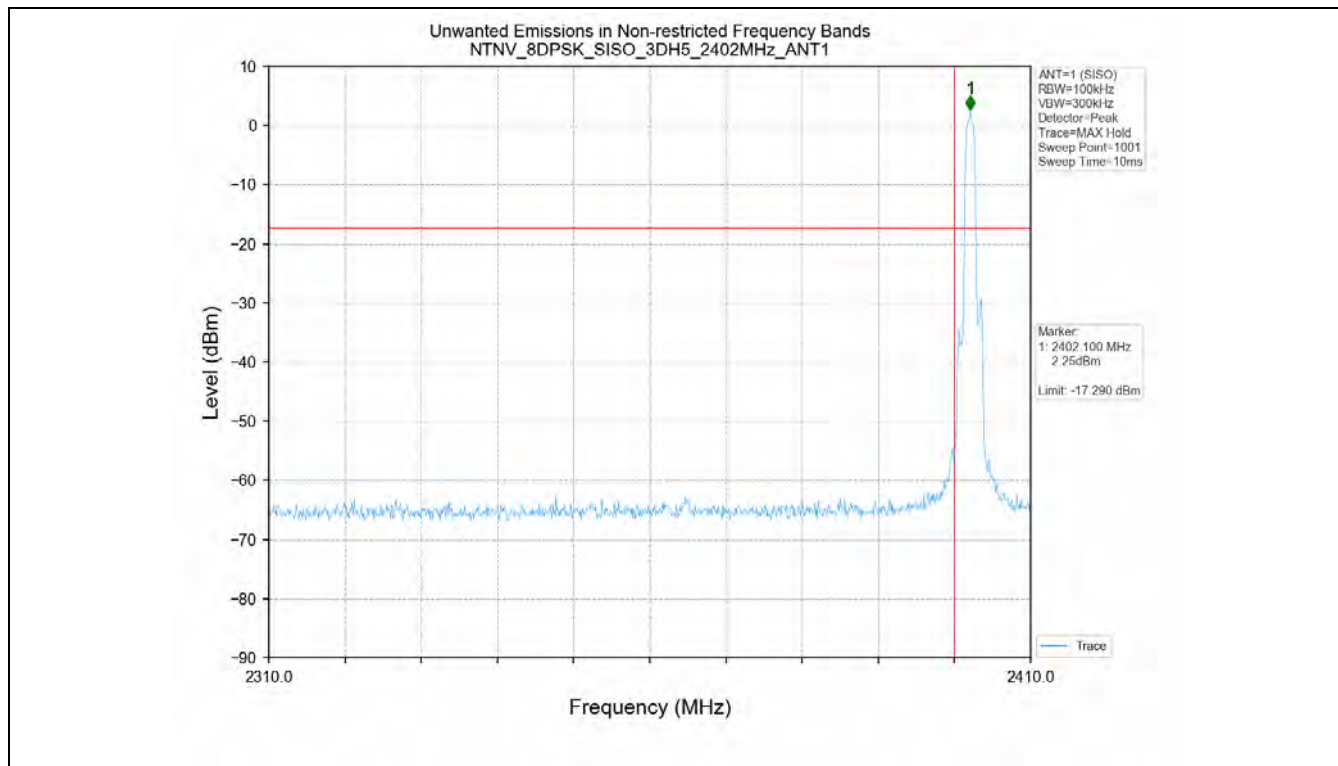
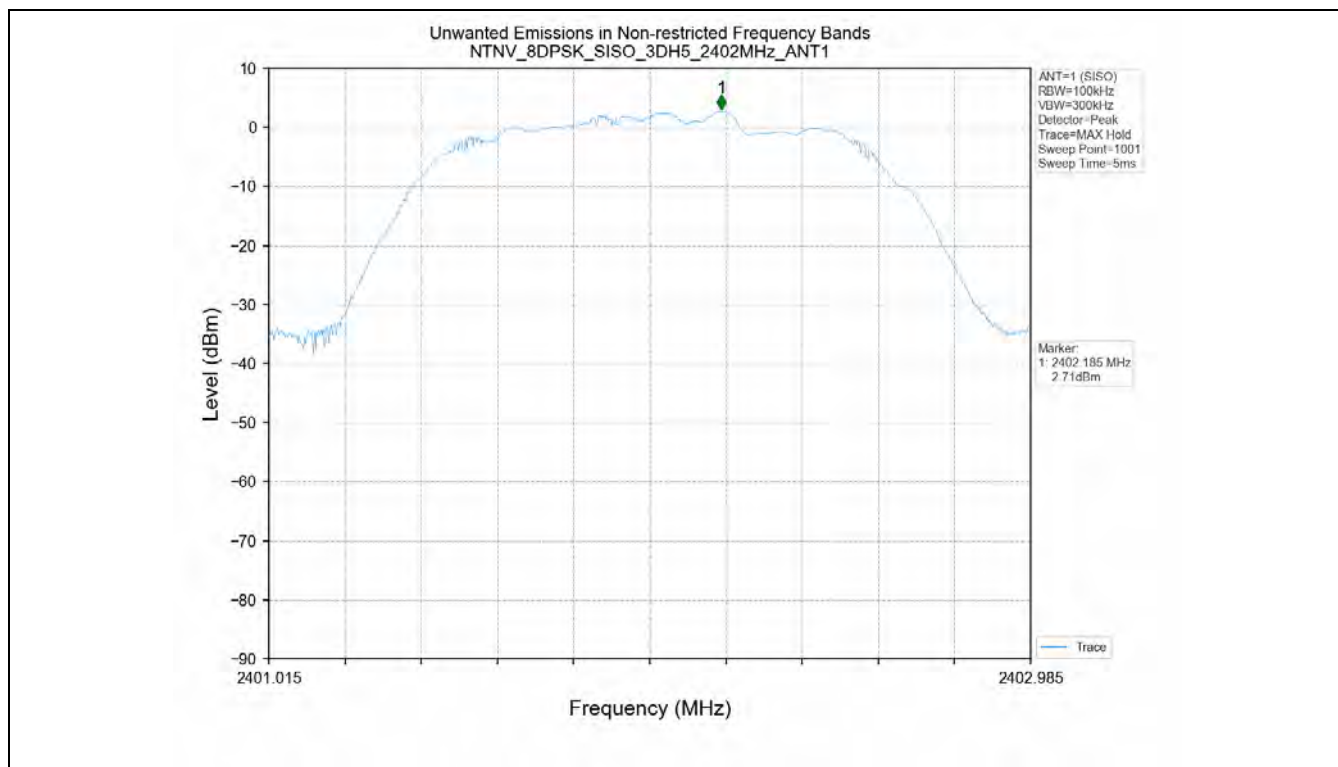


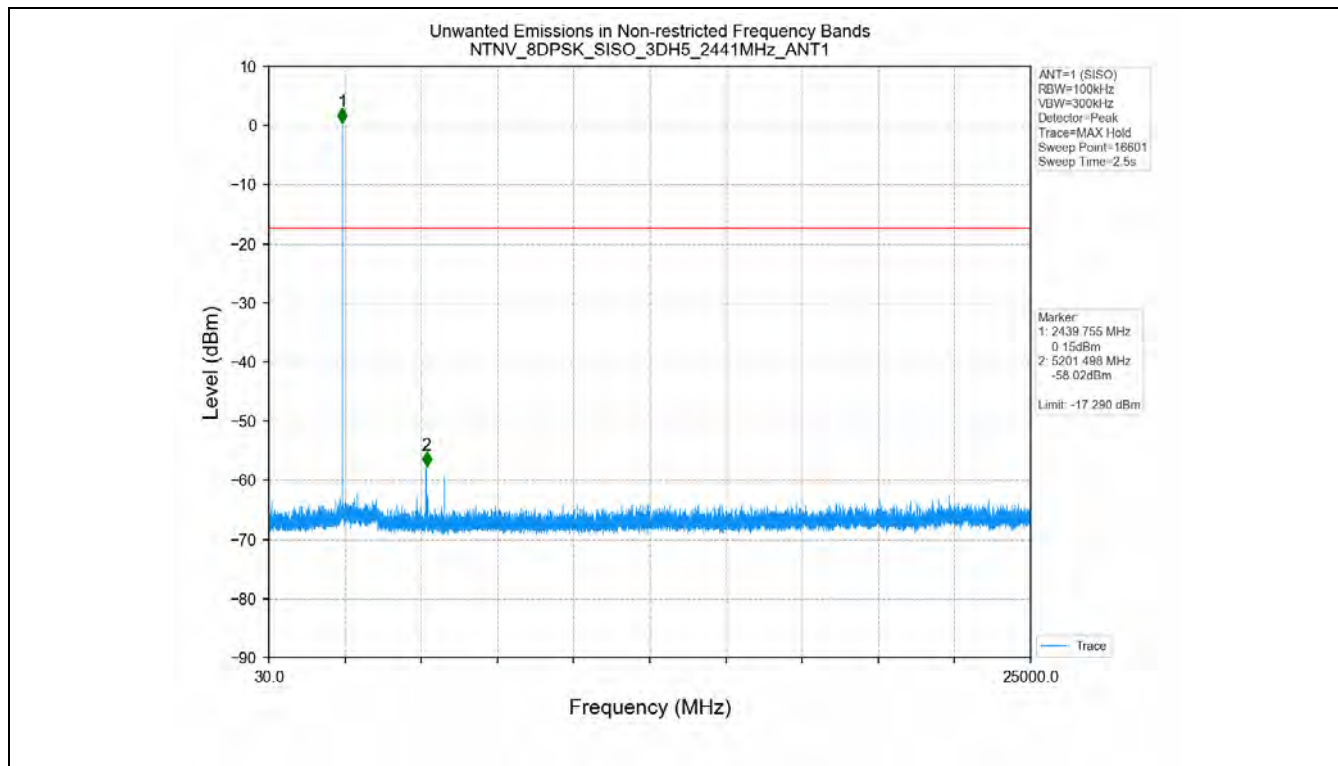
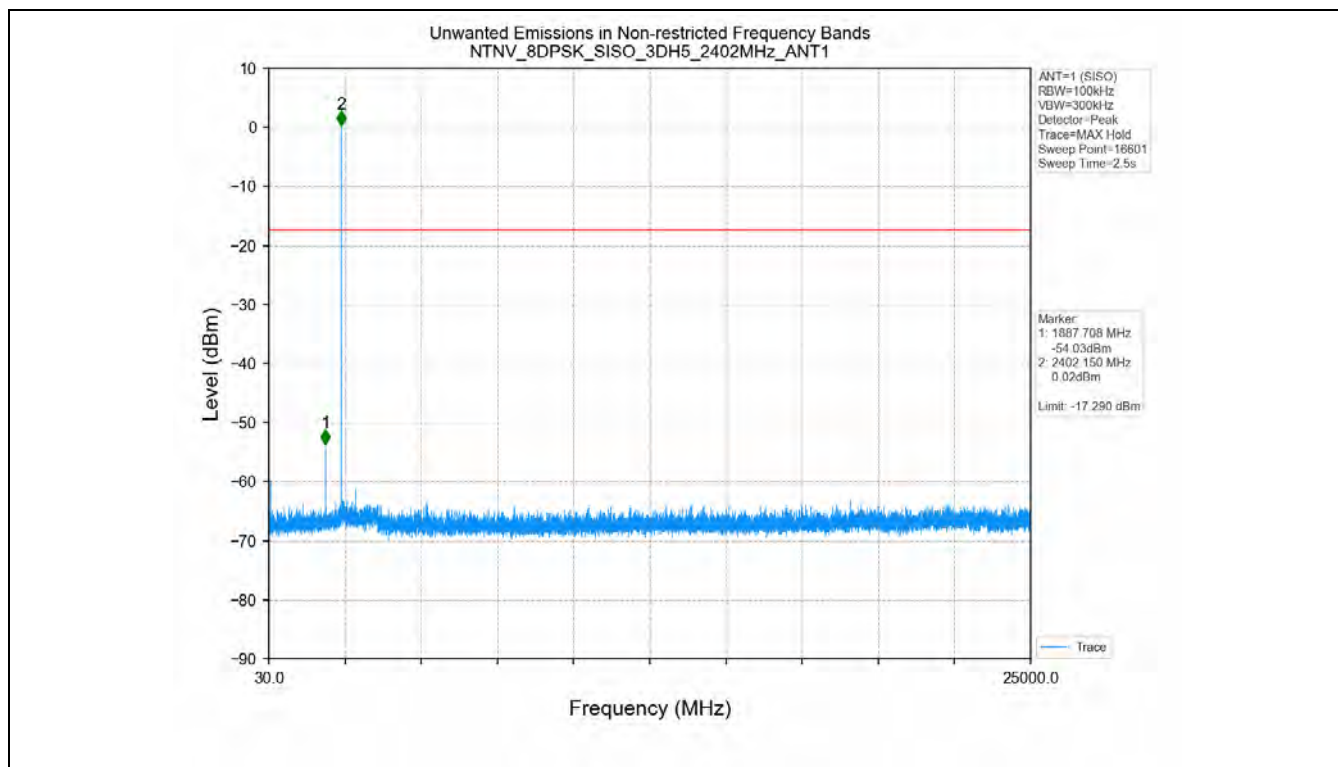




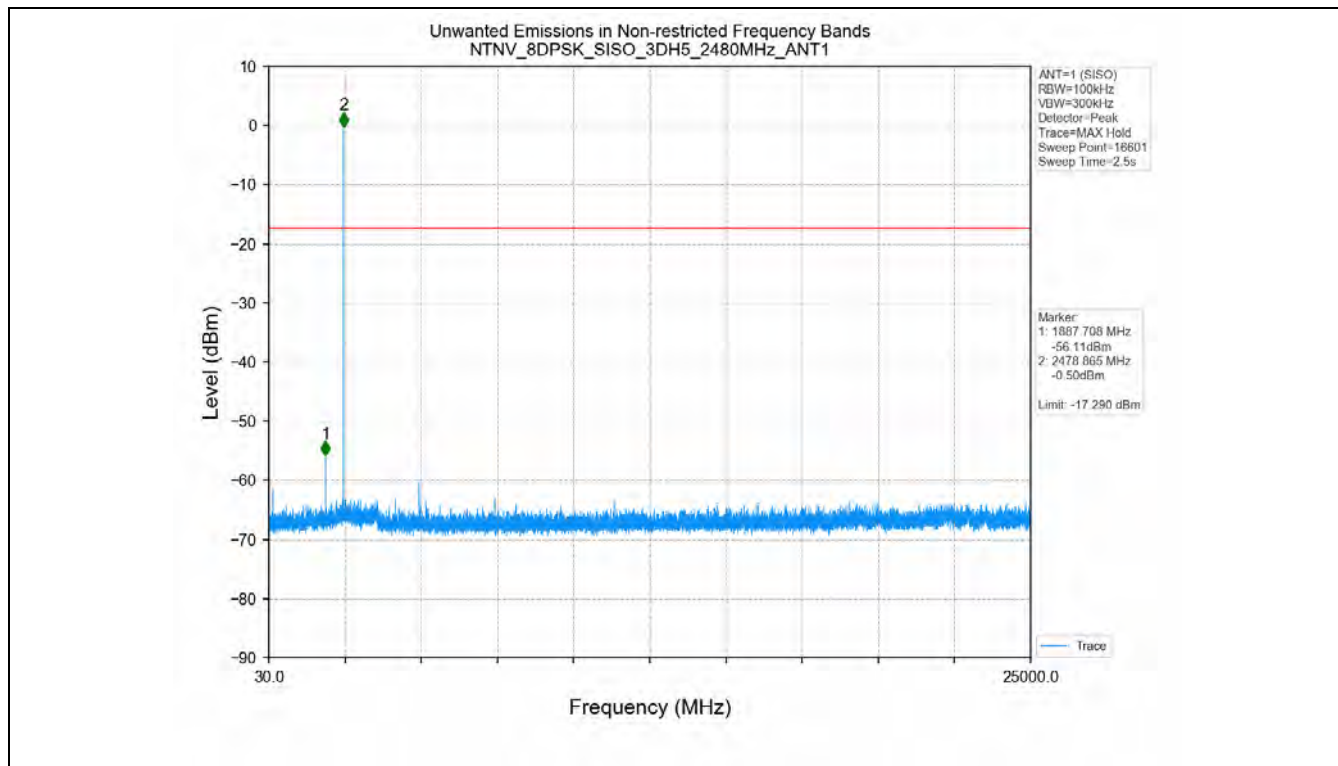
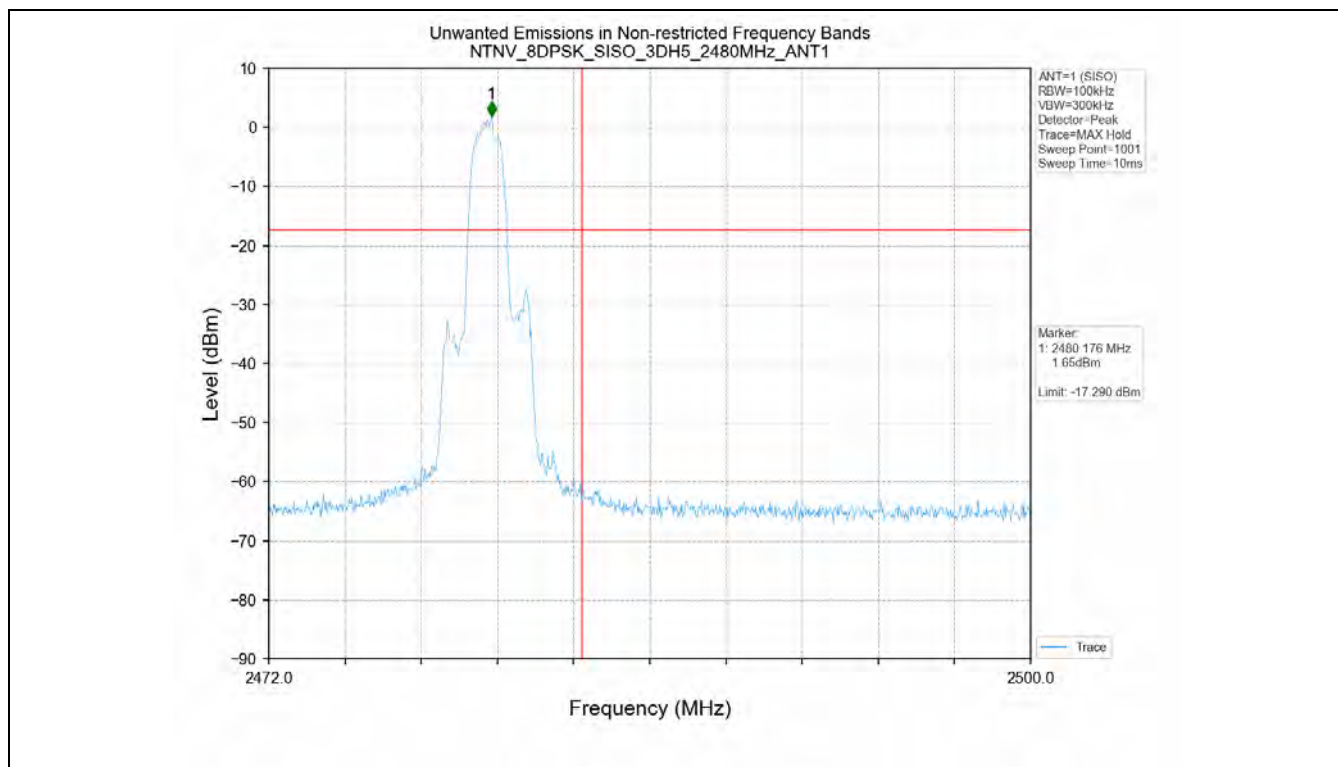




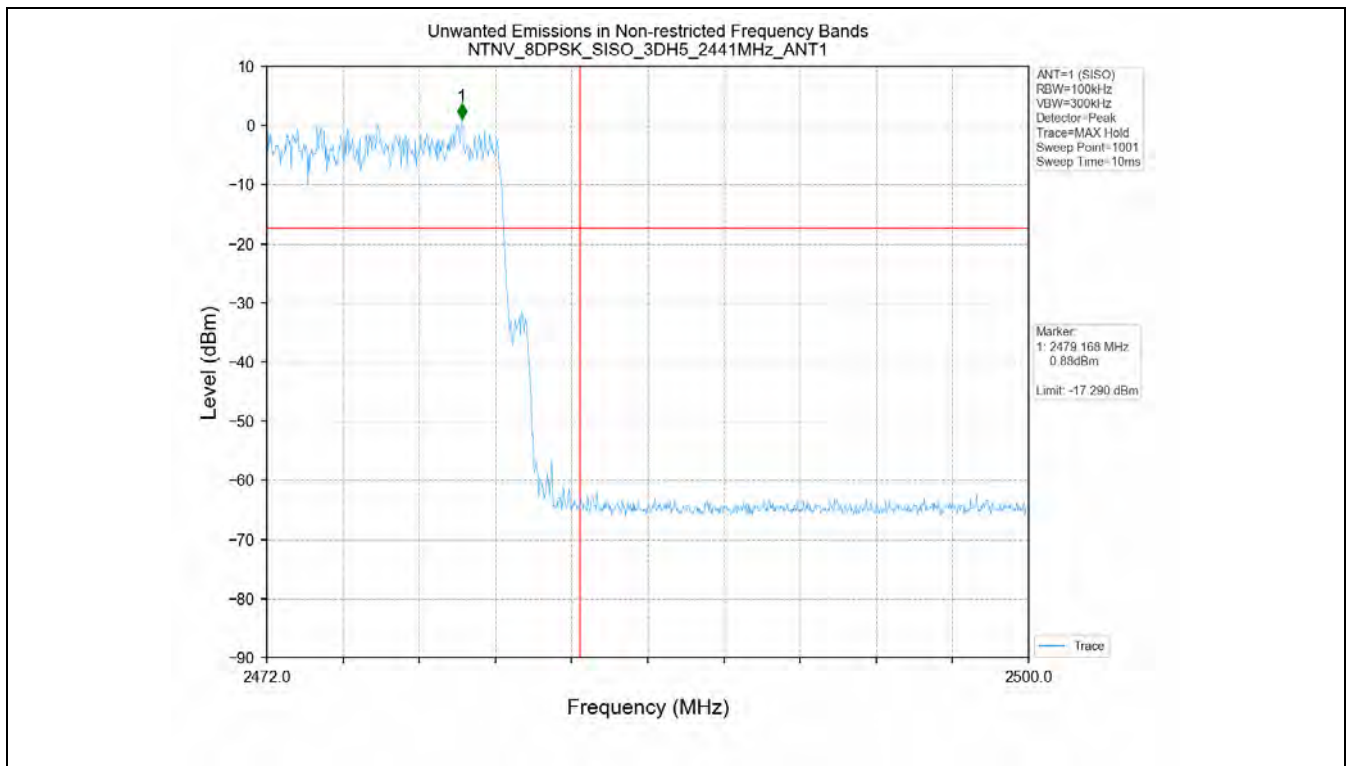
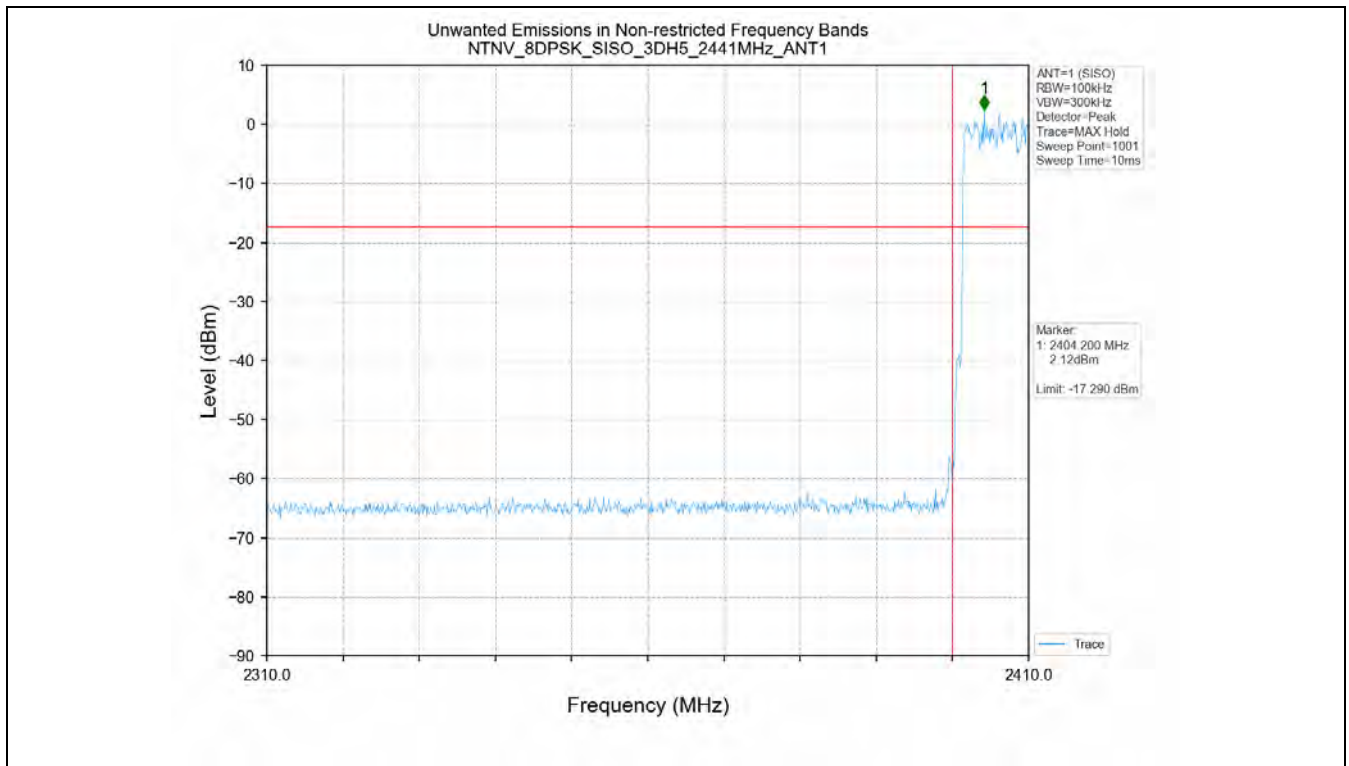












- End of the Report -



Unless otherwise agreed in writing, this document is issued by the Company subject to its General Conditions of Service printed overleaf, available on request or accessible at <http://www.sgs.com/en/Terms-and-Conditions.aspx> and, for electronic format documents, subject to Terms and Conditions for Electronic Documents at <http://www.sgs.com/en/Terms-and-Conditions/Terms-e-Document.aspx>. Attention is drawn to the limitation of liability, indemnification and jurisdiction issues defined therein. Any holder of this document is advised that information contained hereon reflects the Company's findings at the time of its intervention only and within the limits of Client's instructions, if any. The Company's sole responsibility is to its Client and this document does not exonerate parties to a transaction from exercising all their rights and obligations under the transaction documents. This document cannot be reproduced except in full, without prior written approval of the Company. Any unauthorized alteration, forgery or falsification of the content or appearance of this document is unlawful and offenders may be prosecuted to the fullest extent of the law. Unless otherwise stated the results shown in this test report refer only to the sample(s) tested and such sample(s) are retained for 30 days only.

Attention: To check the authenticity of testing/inspection report & certificate, please contact us at telephone: (86-755) 83071443, or email: [CN.Doccheck@sgs.com](mailto:CN.Doccheck@sgs.com)

SGS-CSTC Standards Technical Services Co., Ltd.  
Shenzhen Branch

No.1 Workshop, M-10, Middle Section, Science & Technology Park, Shenzhen, China 518057 t (86-755) 26012053 f (86-755) 26710594 www.sgs.com.cn  
中国·深圳·科技园中区M-10栋一号厂房 邮编: 518057 t (86-755) 26012053 f (86-755) 26710594 sgs.china@sgs.com