


APPENDIX D: SAR TEST SETUP PHOTOGRAPHS


FCC ID: N7NMC8355 (Integrated in Panasonic CF-H2mk2)	 PCTEST ENGINEERING LABORATORY, INC.	SAR EVALUATION REPORT	Reviewed by: Quality Manager
Test Dates: 05/15/12 - 05/21/12	DUT Type: Module in Portable Tablet Computer		Page D1 of D1



SAR Test Setup Photo 1 – Back Side at 0.0 cm




SAR Test Setup Photo 2 – Top Edge at 0.0 cm

FCC ID: N7NMC8355 (Integrated in Panasonic CF-H2mk2)	<div style="display: flex; align-items: center;">  <div> SAR EVALUATION REPORT </div> </div>	Reviewed by: Quality Manager
Test Dates: 05/15/12 - 05/21/12	DUT Type: Module in Portable Tablet Computer	Page D2 of D2
© 2012 PCTEST Engineering Laboratory, Inc.		REV 11.3 M 04/23/2012



SAR Test Setup Photo 3 – Left Edge at 0.0 cm

FCC ID: N7NMC8355 (Integrated in Panasonic CF-H2mk2)	 SAR EVALUATION REPORT	Reviewed by: Quality Manager
Test Dates: 05/15/12 - 05/21/12	DUT Type: Module in Portable Tablet Computer	Page D3 of D3