

ELECTROMAGNETIC EMISSIONS COMPLIANCE REPORT

INTENTIONAL RADIATOR CERTIFICATION TO FCC PART 22 SUBPART H, PART 24 SUBPART E, PART 27 AND INDUSTRY CANADA RSS-132 and RSS-133 CLASS II PC REPORT

For

Product Description: Notebook(Outfield SI-2)
Trade Name: N/A
Model Name: HSTNN-W82C
Model Difference: N/A
FCC ID: N7NMC8355
IC: 2417C-MC8355
Report No.: EH/2010/C0016
Issue Date: May. 03, 2011
FCC Rule Part: 2, 22H & 24E & 27
IC Rule Part: RSS 132 Issue 2 and RSS 133 Issue 5
Prepared for: Sierra Wireless
13811 Wireless Way Richmond, BC V6V 3A4
Canada
Prepared by: SGS Taiwan Ltd.
Electronics & Communication Laboratory
No. 134, Wu Kung Rd., Wuku Industrial Zone,
Taipei County, Taiwan.

Note: This report shall not be reproduced except in full, without the written approval of SGS Taiwan Ltd. This document may be altered or revised by SGS Taiwan Ltd. personnel only, and shall be noted in the revision section of the document.

Unless otherwise stated the results shown in this test report refer only to the sample(s) tested and such sample(s) are retained for 90 days only.

除非另有說明，此報告結果僅對測試之樣品負責，同時此樣品僅保留90天。本報告未經本公司書面許可，不可部份複製。

This document is issued by the Company subject to its General Conditions of Service printed overleaf, available on request or accessible at www.sgs.com/terms_and_conditions.htm and, for electronic format documents, subject to Terms and Conditions for Electronic Documents at www.sgs.com/terms_e-document.htm. Attention is drawn to the limitation of liability, indemnification and jurisdiction issues defined therein. Any holder of this document is advised that information contained hereon reflects the Company's findings at the time of its intervention only and within the limits of Client's instructions, if any. The Company's sole responsibility is to its Client and this document does not exonerate parties to a transaction from exercising all their rights and obligations under the transaction documents. This document cannot be reproduced except in full, without prior written approval of the Company. Any unauthorized alteration, forgery or falsification of the content or appearance of this document is unlawful and offenders may be prosecuted to the fullest extent of the law.

CERTIFICATION OF COMPLIANCE

Applicant: Sierra Wireless
13811 Wireless Way Richmond, BC V6V 3A4 Canada

Product Description: Notebook(Outfield SI-2)

Trade Name: N/A

FCC ID: N7NMC8355

IC: 2417C-MC8355

Model No.: HSTNN-W82C

Model Difference: N/A

File Number: EH/2010/C0016

Date of test: Dec. 22, 2010 ~ May. 03, 2011

Date of EUT Received: Dec. 22, 2010

We hereby certify that:

The above equipment was tested by SGS Taiwan Ltd. Electronics & Communication Laboratory. The test data, data evaluation, test procedures, and equipment configurations shown in this report were made in accordance with the procedures given in TIA/EIA-603-C-2004, Issue 2 of RSS-Gen and the energy emitted by the sample EUT tested as described in this report is in compliance with conducted and radiated emission limits of FCC Rule PART 22 subpart H, PART 24, subpart E, PART 27 and IC standards Issue 2 of RSS-132, Issue 5 of RSS-133.

The test results of this report relate only to the tested sample identified in this report.

Test By:

Bondi Liu

Date:

May. 03, 2011

Bondi Liu / Engineer

Prepared By:

Judy Hsu

Date:

May. 03, 2011

Judy Hsu / General Admin.

Approved By:

Willis Chen

Date:

May. 03, 2011

Willis Chen / Asst. Manager

Unless otherwise stated the results shown in this test report refer only to the sample(s) tested and such sample(s) are retained for 90 days only.
除非另有說明，此報告結果僅對測試之樣品負責，同時此樣品僅保留90天。本報告未經本公司書面許可，不可部份複製。

This document is issued by the Company subject to its General Conditions of Service printed overleaf, available on request or accessible at www.sgs.com/terms_and_conditions.htm and, for electronic format documents, subject to Terms and Conditions for Electronic Documents at www.sgs.com/terms_e-document.htm. Attention is drawn to the limitation of liability, indemnification and jurisdiction issues defined therein. Any holder of this document is advised that information contained hereon reflects the Company's findings at the time of its intervention only and within the limits of Client's instructions, if any. The Company's sole responsibility is to its Client and this document does not exonerate parties to a transaction from exercising all their rights and obligations under the transaction documents. This document cannot be reproduced except in full, without prior written approval of the Company. Any unauthorized alteration, forgery or falsification of the content or appearance of this document is unlawful and offenders may be prosecuted to the fullest extent of the law.

Version

Version No.	Date	Description
00	Feb. 25, 2011	Initial creation of document
01	Mar. 07, 2011	Customer revise FCC ID
02	May. 03, 2011	Customer add Part27 test

Unless otherwise stated the results shown in this test report refer only to the sample(s) tested and such sample(s) are retained for 90 days only.

除非另有說明，此報告結果僅對測試之樣品負責，同時此樣品僅保留90天。本報告未經本公司書面許可，不可部份複製。

This document is issued by the Company subject to its General Conditions of Service printed overleaf, available on request or accessible at www.sgs.com/terms_and_conditions.htm and, for electronic format documents, subject to Terms and Conditions for Electronic Documents at www.sgs.com/terms_e-document.htm. Attention is drawn to the limitation of liability, indemnification and jurisdiction issues defined therein. Any holder of this document is advised that information contained hereon reflects the Company's findings at the time of its intervention only and within the limits of Client's instructions, if any. The Company's sole responsibility is to its Client and this document does not exonerate parties to a transaction from exercising all their rights and obligations under the transaction documents. This document cannot be reproduced except in full, without prior written approval of the Company. Any unauthorized alteration, forgery or falsification of the content or appearance of this document is unlawful and offenders may be prosecuted to the fullest extent of the law.

Table of Contents

1. GENERAL INFORMATION	6
1.1 Product Description	6
1.2 Related Submittal(s) / Grant (s)	9
1.3 Test Methodology	9
1.4 Test Facility	9
1.5 Special Accessories	9
1.6 Equipment Modifications.....	9
2. SYSTEM TEST CONFIGURATION	10
2.1 EUT Configuration	10
2.2 EUT Exercise	10
2.3 Test Procedure.....	10
2.4 Configuration of Tested System.....	11
3. SUMMARY OF TEST RESULTS	12
4. DESCRIPTION OF TEST MODES	13
5. RF POWER OUTPUT MEASUREMENT	14
5.1 Standard Applicable:	14
5.2 Test Set-up:	15
5.3 Measurement Procedure:	15
5.4 Measurement Equipment Used:	15
5.5 Measurement Result:	16
6. ERP/EIRP MEASUREMENT	25
6.1 Standard Applicable	25
6.2 Test SET-UP (Block Diagram of Configuration)	25
6.3 Measurement Procedure.....	27
6.4 Measurement Equipment Used:	28
6.5 Measurement Result.....	29
7. FIELD STRENGTH OF SPURIOUS RADIATION MEASUREMENT(TX).....	38
7.1 Standard Applicable	38
7.2 EUT Setup (Block Diagram of Configuration).....	38
7.3 Measurement Procedure.....	39
7.4 Measurement Equipment Used:	39
7.5 Measurement Result.....	39

Unless otherwise stated the results shown in this test report refer only to the sample(s) tested and such sample(s) are retained for 90 days only.
除非另有說明，此報告結果僅對測試之樣品負責，同時此樣品僅保留90天。本報告未經本公司書面許可，不可部份複製。

This document is issued by the Company subject to its General Conditions of Service printed overleaf, available on request or accessible at www.sgs.com/terms_and_conditions.htm and, for electronic format documents, subject to Terms and Conditions for Electronic Documents at www.sgs.com/terms_e-document.htm. Attention is drawn to the limitation of liability, indemnification and jurisdiction issues defined therein. Any holder of this document is advised that information contained hereon reflects the Company's findings at the time of its intervention only and within the limits of Client's instructions, if any. The Company's sole responsibility is to its Client and this document does not exonerate parties to a transaction from exercising all their rights and obligations under the transaction documents. This document cannot be reproduced except in full, without prior written approval of the Company. Any unauthorized alteration, forgery or falsification of the content or appearance of this document is unlawful and offenders may be prosecuted to the fullest extent of the law.

8. SPURIOUS RADIATED EMISSION TEST (RX)	82
8.1 Standard Applicable	82
8.2 EUT Setup	82
8.3 Measurement Procedure	82
8.4 Test SET-UP (Block Diagram of Configuration)	83
8.5 Measurement Equipment Used:	83
8.6 Field Strength Calculation	83
8.7 Measurement Result	83

Unless otherwise stated the results shown in this test report refer only to the sample(s) tested and such sample(s) are retained for 90 days only.

除非另有說明，此報告結果僅對測試之樣品負責，同時此樣品僅保留90天。本報告未經本公司書面許可，不可部份複製。

This document is issued by the Company subject to its General Conditions of Service printed overleaf, available on request or accessible at www.sgs.com/terms_and_conditions.htm and, for electronic format documents, subject to Terms and Conditions for Electronic Documents at www.sgs.com/terms_e-document.htm. Attention is drawn to the limitation of liability, indemnification and jurisdiction issues defined therein. Any holder of this document is advised that information contained hereon reflects the Company's findings at the time of its intervention only and within the limits of Client's instructions, if any. The Company's sole responsibility is to its Client and this document does not exonerate parties to a transaction from exercising all their rights and obligations under the transaction documents. This document cannot be reproduced except in full, without prior written approval of the Company. Any unauthorized alteration, forgery or falsification of the content or appearance of this document is unlawful and offenders may be prosecuted to the fullest extent of the law.

1. GENERAL INFORMATION

1.1 Product Description

General:

Notebook Applicant	Sierra Wireless
Product name:	Notebook(Outfield SI-2)
Brand Name:	N/A
Model Name:	HSTNN-W82C
Model Difference:	N/A
Hardware Version	Rev 1.0,MC8355 HW 4
Software Version	Rev 1.0,MC8355 FW 1574
Power Supply:	11.1 Vdc re-chargeable battery model:NBP6817B2 18.5Vdc by AC/DC power adapter, model: Series PA-1650-34HH

Unless otherwise stated the results shown in this test report refer only to the sample(s) tested and such sample(s) are retained for 90 days only.

除非另有說明，此報告結果僅對測試之樣品負責，同時此樣品僅保留90天。本報告未經本公司書面許可，不可部份複製。

This document is issued by the Company subject to its General Conditions of Service printed overleaf, available on request or accessible at www.sgs.com/terms_and_conditions.htm and, for electronic format documents, subject to Terms and Conditions for Electronic Documents at www.sgs.com/terms_e-document.htm. Attention is drawn to the limitation of liability, indemnification and jurisdiction issues defined therein. Any holder of this document is advised that information contained hereon reflects the Company's findings at the time of its intervention only and within the limits of Client's instructions, if any. The Company's sole responsibility is to its Client and this document does not exonerate parties to a transaction from exercising all their rights and obligations under the transaction documents. This document cannot be reproduced except in full, without prior written approval of the Company. Any unauthorized alteration, forgery or falsification of the content or appearance of this document is unlawful and offenders may be prosecuted to the fullest extent of the law.

GPRS / WCDMA / CDMA/EVDO:

Modular report	Testing Lab.: QUALCOMM Incorporated & COMPLIANCE CERTIFICATION SERVICES Model Number: Gobi3000 Report Number: 80-N2162-203 Rev. B & 10U13266-1	
Brand Name	N/A	
Model Name	HSTNN-W82C	
WWAN module FCC ID	N7NMC8355	
WWAN module IC ID	2417C-MC8355	
Cellular Phone Standards Frequency Range	GPRS/EDGE 850, Class 10	824.2 - 848.8 MHz
	GPRS/EDGE 900, Class 10	880.2 – 914.8 MHz
	GPRS/EDGE 1800, Class 10	1710.2 - 1784.8 MHz
	GPRS/EDGE 1900, Class 10	1850.2 – 1909.8 MHz
	WCDMA/HSUPA/HSDPA Band II	1852.4 – 1907.6 MHz
	WCDMA/HSUPA/HSDPA Band V	826.4 - 846.6 MHz
	WCDMA/HSUPA/HSDPA Band IV	1712.4MHz –1752.6MHz
	CDMA2000 Cellular	824.7 MHz – 848.31MHz
	CDMA2000 PCS	1851.25 MHz – 1908.75MHz
	EVDO Cellular	824.70-848.31 MHz
	EVDO PCS	1851.25-1908.75 MHz
IMEI	980052000027453	
Class II Permissive change	Mini-PCIe wireless WAN (Gobi3000) card INSTALLED IN AN HP HSTNN-W82C SERIES LAPTOP	

Unless otherwise stated the results shown in this test report refer only to the sample(s) tested and such sample(s) are retained for 90 days only.

除非另有說明，此報告結果僅對測試之樣品負責，同時此樣品僅保留90天。本報告未經本公司書面許可，不可部份複製。

This document is issued by the Company subject to its General Conditions of Service printed overleaf, available on request or accessible at www.sgs.com/terms_and_conditions.htm and, for electronic format documents, subject to Terms and Conditions for Electronic Documents at www.sgs.com/terms_e-document.htm. Attention is drawn to the limitation of liability, indemnification and jurisdiction issues defined therein. Any holder of this document is advised that information contained hereon reflects the Company's findings at the time of its intervention only and within the limits of Client's instructions, if any. The Company's sole responsibility is to its Client and this document does not exonerate parties to a transaction from exercising all their rights and obligations under the transaction documents. This document cannot be reproduced except in full, without prior written approval of the Company. Any unauthorized alteration, forgery or falsification of the content or appearance of this document is unlawful and offenders may be prosecuted to the fullest extent of the law.

FCC-Transmit power (Conducted Power) Listed in Original Grant / Type of Emission	22H(GMSK): 824.2 - 848.8 MHz: 248KGXW 24E(GMSK): 1850.2 - 1909.8 MHz: 250KGXW 22H(8PSK): 824.2 - 848.8 MHz: 248KG7W 24E(8PSK): 1850.2 - 1909.8 MHz: 245KG7W 22H(8PSK): 826.4 - 846.6 MHz: 4M19F9W 24E(GMSK): 1852.4 - 1907.6 MHz: 4M19F9W 22H(8PSK) 824.7 - 848.31 MHz: 1M28F9W 24E(GMSK): 1851.25 - 1908.75 MHz: 1M28F9W
FCC-Transmit power (Conducted Power) Listed in Test Report/Original Grant	22H(GMSK): 824.2 - 848.8 MHz: 2.01W 24E(GMSK): 1850.2 - 1909.8 MHz: 1.199W 22H(8PSK): 824.2 - 848.8 MHz: 0.531W 24E(8PSK): 1850.2 - 1909.8 MHz: 0.537W 22H(8PSK): 826.4 - 846.6 MHz: 0.281W 24E(GMSK): 1852.4 - 1907.5 MHz: 0.294W 22H(8PSK) 824.7 - 848.31 MHz: 0.29W 24E(GMSK): 1851.25 - 1908.75 MHz: 0.287W
IC-Transmit power (Con- ducted Power) Listed in Original Grant / Type of Emission	824.2 - 848.8 M: 248KG7W 1.712-1.753 G:4M15F9W 824.2 - 848.8 M: 248KGXW 1.851-1.909 G: 1M28F9W 824.7-848.31 M: 1M28F9W 1.85-1.91 G: 245KG7W 824.6-846.6 M: 4M19F9W 1.852-1.908 G: 4M19F9W 1.85-1.91 G: 250KGXW
IC-Transmit power (Conducted Power) Listed in Test Report/Original Grant	824.2 - 848.8 M: 531mW 1.712-1.753 G:287mW 824.2 - 848.8 M: 2.01W 1.851-1.909 G: 291mW 824.7-848.31 M: 290mW 1.85-1.91 G: 537mW 824.6-846.6 M: 281mW 1.852-1.908 G: 294mW 1.85-1.91 G: 1.05W

Unless otherwise stated the results shown in this test report refer only to the sample(s) tested and such sample(s) are retained for 90 days only.
除非另有說明，此報告結果僅對測試之樣品負責，同時此樣品僅保留90天。本報告未經本公司書面許可，不可部份複製。

This document is issued by the Company subject to its General Conditions of Service printed overleaf, available on request or accessible at www.sgs.com/terms_and_conditions.htm and, for electronic format documents, subject to Terms and Conditions for Electronic Documents at www.sgs.com/terms_e-document.htm. Attention is drawn to the limitation of liability, indemnification and jurisdiction issues defined therein. Any holder of this document is advised that information contained hereon reflects the Company's findings at the time of its intervention only and within the limits of Client's instructions, if any. The Company's sole responsibility is to its Client and this document does not exonerate parties to a transaction from exercising all their rights and obligations under the transaction documents. This document cannot be reproduced except in full, without prior written approval of the Company. Any unauthorized alteration, forgery or falsification of the content or appearance of this document is unlawful and offenders may be prosecuted to the fullest extent of the law.

This test report applies for GPRS/EDGE 850, GPRS/EDGE 1900, WCDMA/HSUPA/HSDPA Band II, Band V, Band IV, CDMA2000/EVDO Cellular and PCS bands ,.

1.2 Related Submittal(s) / Grant (s)

This submittal(s) (test report) is intended for **FCC ID: N7NMC8355** filing to comply with Section Part 22 subpart H, Part 24 subpart E of the FCC CFR 47 Rules. And **IC: 2417C-MC8355** filing to comply with RSS-132 and issue 5 of RSS-133

1.3 Test Methodology

Both conducted and radiated testing were performed according to the procedures document on TIA/EIA-603-C-2004 and FCC CFR 47 2.1046, 2.1053, Issue 2 of RSS-132, Issue 5 of RSS-133 and Issue 2 of RSS-Gen.

1.4 Test Facility

The measurement facilities used to collect the 3m Radiated Emission and AC power line conducted data are located on the address of SGS Taiwan Ltd. Electronics & Communication Laboratory No. 134, Wu Kung Rd., Wuku Industrial Zone, Taipei Country, Taiwan which are constructed and calibrated to meet the FCC requirements in documents ANSI C63.4: 2003. FCC Registration Number are: 990257 and 236194, Canada Registration Number: 4620A-4

The 10 m Open Area Test Sites located on the address of SGS Taiwan Ltd. Electronics & Communication Laboratory No. 29, Pau-Tou-Tsuo Valley Chia-Pau Tsuen, Linkou Hsiang, Taipei county, which is constructed and calibrated to meet the CISPR 22/EN 55022 requirements. SGS Site No. 1(3 &10 meters) and FCC Registration Number: 94644.

1.5 Special Accessories

Not available for this EUT intended for grant.

1.6 Equipment Modifications

Not available for this EUT intended for grant.

Unless otherwise stated the results shown in this test report refer only to the sample(s) tested and such sample(s) are retained for 90 days only.
除非另有說明，此報告結果僅對測試之樣品負責，同時此樣品僅保留90天。本報告未經本公司書面許可，不可部份複製。

This document is issued by the Company subject to its General Conditions of Service printed overleaf, available on request or accessible at www.sgs.com/terms_and_conditions.htm and, for electronic format documents, subject to Terms and Conditions for Electronic Documents at www.sgs.com/terms_e-document.htm. Attention is drawn to the limitation of liability, indemnification and jurisdiction issues defined therein. Any holder of this document is advised that information contained hereon reflects the Company's findings at the time of its intervention only and within the limits of Client's instructions, if any. The Company's sole responsibility is to its Client and this document does not exonerate parties to a transaction from exercising all their rights and obligations under the transaction documents. This document cannot be reproduced except in full, without prior written approval of the Company. Any unauthorized alteration, forgery or falsification of the content or appearance of this document is unlawful and offenders may be prosecuted to the fullest extent of the law.

2. SYSTEM TEST CONFIGURATION

2.1 EUT Configuration

The EUT configuration for testing is installed on RF field strength measurement to meet the Commissions requirement and operating in a manner which intends to maximize its emission characteristics in a continuous normal application.

2.2 EUT Exercise

The EUT (Transmitter) was operated in the engineering mode to fix the Tx frequency which was for the purpose of the measurements.

2.3 Test Procedure

2.3.1 Conducted Measurement at Antenna Port:

According to measurement procured TIA/EIA 603C, the EUT is placed on a turn table which is 0.8 m above ground plane. A low loss of RF cable was used to connect the antenna port of EUT to measurement equipment.

2.3.2 Radiated Emissions (ERP/EIRP):

According to measurement procured TIA/EIA 603C, issue 2 of RSS-Gen and TIA/EIA IS-98 for Mobile stations. The EUT is placed on a turn table which is 0.8 m above ground plane. The turn table shall rotate 360 degrees to determine the position of maximum emission level. EUT is set 3m away from the receiving antenna which varied from 1m to 4m to find out the highest emission. And also, each emission was to be maximized by changing the polarization of receiving antenna both horizontal and vertical. In order to find out the max. emission, the relative positions of this hand-held transmitter (EUT) was rotated through three orthogonal axes according to the requirements.

A standard antenna was used to replace the EUT and connect to the SG. Adjust the SG output level to reach the max emission level which were measured above.

Unless otherwise stated the results shown in this test report refer only to the sample(s) tested and such sample(s) are retained for 90 days only.
除非另有說明，此報告結果僅對測試之樣品負責，同時此樣品僅保留90天。本報告未經本公司書面許可，不可部份複製。

This document is issued by the Company subject to its General Conditions of Service printed overleaf, available on request or accessible at www.sgs.com/terms_and_conditions.htm and, for electronic format documents, subject to Terms and Conditions for Electronic Documents at www.sgs.com/terms_e-document.htm. Attention is drawn to the limitation of liability, indemnification and jurisdiction issues defined therein. Any holder of this document is advised that information contained hereon reflects the Company's findings at the time of its intervention only and within the limits of Client's instructions, if any. The Company's sole responsibility is to its Client and this document does not exonerate parties to a transaction from exercising all their rights and obligations under the transaction documents. This document cannot be reproduced except in full, without prior written approval of the Company. Any unauthorized alteration, forgery or falsification of the content or appearance of this document is unlawful and offenders may be prosecuted to the fullest extent of the law.

2.4 Configuration of Tested System

Fig. 1-1 Configuration for Radiated Emission

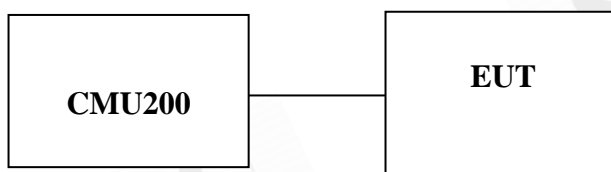


Fig. 1-2 Configuration (Remote Side, on the corner)




Table 2-1 Equipment Used in Tested System

Item	Equipment	Mfr/Brand	Model/ Type No.	Series No.	Data Cable	Power Cord
1.	Universal Radio Communication Tester	R&S	CMU200	102189	Shielded	Un-shielded

Unless otherwise stated the results shown in this test report refer only to the sample(s) tested and such sample(s) are retained for 90 days only.

除非另有說明，此報告結果僅對測試之樣品負責，同時此樣品僅保留90天。本報告未經本公司書面許可，不可部份複製。

This document is issued by the Company subject to its General Conditions of Service printed overleaf, available on request or accessible at www.sgs.com/terms_and_conditions.htm and, for electronic format documents, subject to Terms and Conditions for Electronic Documents at www.sgs.com/terms_e-document.htm. Attention is drawn to the limitation of liability, indemnification and jurisdiction issues defined therein. Any holder of this document is advised that information contained hereon reflects the Company's findings at the time of its intervention only and within the limits of Client's instructions, if any. The Company's sole responsibility is to its Client and this document does not exonerate parties to a transaction from exercising all their rights and obligations under the transaction documents. This document cannot be reproduced except in full, without prior written approval of the Company. Any unauthorized alteration, forgery or falsification of the content or appearance of this document is unlawful and offenders may be prosecuted to the fullest extent of the law.

3. SUMMARY OF TEST RESULTS

FCC Rules	IC Rules	Description Of Test	Result
§2.1046(a) §22.913(a)(2) §24.232(c) §27.50(d)(2)	§4.8 (RSS-Gen) §4.4 (RSS-132) §6.4 (RSS-133)	ERP/ EIRP measurement	Compliant
§2.1053 §22.917(a) §24.238(a)	§4.9 (RSS-Gen) §4.5 (RSS-132) §6.5 (RSS-133)	Field Strength of Spurious Radiation (TX)(RX)	Compliant

Max ERP/EIRP measurement result:

	dBm		W
GPRS 850 Band	31.44	ERP	1.393
GPRS 1900 Band	25.97	EIRP	0.395
EDGE 850 Band	28.67	ERP	0.736
EDGE 1900 Band	24.24	EIRP	0.265
WCDMA Band II	23.13	EIRP	0.206
HSUPA Band II	23.69	EIRP	0.234
HSDPA Band II	25.22	EIRP	0.333
WCDMA Band V	22.03	ERP	0.160
HSUPA Band V	22.80	ERP	0.191
HSDPA Band V	24.55	ERP	0.285
WCDMA Band IV	26.12	EIRP	0.409
HSUPA Band IV	27.46	EIRP	0.557
HSDPA Band IV	27.21	EIRP	0.526
CDMA CELL	28.12	ERP	0.649
CDMA PCS	25.05	EIRP	0.320
EVDO CELL	26.58	ERP	0.455
EVDO PCS	21.66	EIRP	0.147

Unless otherwise stated the results shown in this test report refer only to the sample(s) tested and such sample(s) are retained for 90 days only.
除非另有說明，此報告結果僅對測試之樣品負責，同時此樣品僅保留90天。本報告未經本公司書面許可，不可部份複製。

This document is issued by the Company subject to its General Conditions of Service printed overleaf, available on request or accessible at www.sgs.com/terms_and_conditions.htm and, for electronic format documents, subject to Terms and Conditions for Electronic Documents at www.sgs.com/terms_e-document.htm. Attention is drawn to the limitation of liability, indemnification and jurisdiction issues defined therein. Any holder of this document is advised that information contained hereon reflects the Company's findings at the time of its intervention only and within the limits of Client's instructions, if any. The Company's sole responsibility is to its Client and this document does not exonerate parties to a transaction from exercising all their rights and obligations under the transaction documents. This document cannot be reproduced except in full, without prior written approval of the Company. Any unauthorized alteration, forgery or falsification of the content or appearance of this document is unlawful and offenders may be prosecuted to the fullest extent of the law.

4. DESCRIPTION OF TEST MODES

The EUT has been tested under operating condition.

Set EUT power for maximum level for all test mode through base station.

The Channel Low, Mid and High for each type of bands with rated data rate were chosen for above testing.

The field strength of ERP/EIRP power and spurious radiation emission were measured as EUT lie down position (E2 mode) for GPRS/EDGE 850, GPRS/EDGE 1900, WCDMA/HSUPA/HSDPA Band II, Band V, Bands IV, CDMA2000/EVDO Cellular and PCS bands were reported which has worst data.

Unless otherwise stated the results shown in this test report refer only to the sample(s) tested and such sample(s) are retained for 90 days only.
除非另有說明，此報告結果僅對測試之樣品負責，同時此樣品僅保留90天。本報告未經本公司書面許可，不可部份複製。

This document is issued by the Company subject to its General Conditions of Service printed overleaf, available on request or accessible at www.sgs.com/terms_and_conditions.htm and, for electronic format documents, subject to Terms and Conditions for Electronic Documents at www.sgs.com/terms_e-document.htm. Attention is drawn to the limitation of liability, indemnification and jurisdiction issues defined therein. Any holder of this document is advised that information contained hereon reflects the Company's findings at the time of its intervention only and within the limits of Client's instructions, if any. The Company's sole responsibility is to its Client and this document does not exonerate parties to a transaction from exercising all their rights and obligations under the transaction documents. This document cannot be reproduced except in full, without prior written approval of the Company. Any unauthorized alteration, forgery or falsification of the content or appearance of this document is unlawful and offenders may be prosecuted to the fullest extent of the law.

5. RF POWER OUTPUT MEASUREMENT

5.1 Standard Applicable:

According to FCC §2.1046 & RSS-132(4.4), RSS-133(6.4)

FCC 22.913(a) Mobile station are limited to 7W.

FCC 24.232(c) Peak Power Measurement

3GPP Power limitation for HSDPA and HSUPA

Maximum Output Powers for HSDPA

Sub-test in table C.10.1.4	Power Class 3		Power Class 4	
	Power (dBm)	Tol (dB)	Power (dBm)	Tol (dB)
1	+24	+1.7/-3.7	+21	+2.7/-2.7
2	+24	+1.7/-3.7	+21	+2.7/-2.7
3	+23.5	+2.2/-3.7	+20.5	+3.2/-2.7
4	+23.5	+2.2/-3.7	+20.5	+3.2/-2.7

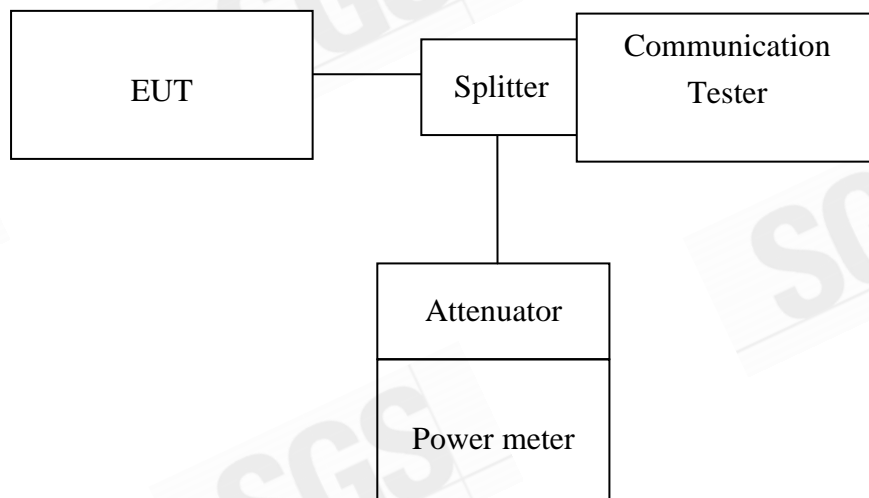
Maximum Output Powers for HSUPA

Sub-test in table C.11.1.3	Power Class 3		Power Class 4	
	Power (dBm)	Tol (dB)	Power (dBm)	Tol (dB)
1	+24	+1.7/-6.7	+21	+2.7/-5.7
2	+22	+3.7/-5.2	+19	+4.7/-4.2
3	+23	+2.7/-5.2	+20	+3.7/-4.2
4	+22	+3.7/-5.2	+19	+4.7/-4.2
5	+24	+1.7/-6.7	+21	+2.7/-5.7

Unless otherwise stated the results shown in this test report refer only to the sample(s) tested and such sample(s) are retained for 90 days only.
除非另有說明，此報告結果僅對測試之樣品負責，同時此樣品僅保留90天。本報告未經本公司書面許可，不可部份複製。

This document is issued by the Company subject to its General Conditions of Service printed overleaf, available on request or accessible at www.sgs.com/terms_and_conditions.htm and, for electronic format documents, subject to Terms and Conditions for Electronic Documents at www.sgs.com/terms_e-document.htm. Attention is drawn to the limitation of liability, indemnification and jurisdiction issues defined therein. Any holder of this document is advised that information contained hereon reflects the Company's findings at the time of its intervention only and within the limits of Client's instructions, if any. The Company's sole responsibility is to its Client and this document does not exonerate parties to a transaction from exercising all their rights and obligations under the transaction documents. This document cannot be reproduced except in full, without prior written approval of the Company. Any unauthorized alteration, forgery or falsification of the content or appearance of this document is unlawful and offenders may be prosecuted to the fullest extent of the law.

5.2 Test Set-up:



Note: Measurement setup for testing on Antenna connector

5.3 Measurement Procedure:

The transmitter output was connected to a calibrated attenuator, the other end of which was connected to a power meter. Transmitter output was read off the power meter in dBm. The power output at the transmitter antenna port was determined by adding the value of the attenuator to the power meter reading. The Procedure of KDB941225(SAR Measurement Procedures for 3G devices, WCDMA/HSDPA) was used for EUT and Base station setting. RMC 12.2kps is used for this testing

5.4 Measurement Equipment Used:

Refer to section 2.4 in this report

Unless otherwise stated the results shown in this test report refer only to the sample(s) tested and such sample(s) are retained for 90 days only.
除非另有說明，此報告結果僅對測試之樣品負責，同時此樣品僅保留90天。本報告未經本公司書面許可，不可部份複製。

This document is issued by the Company subject to its General Conditions of Service printed overleaf, available on request or accessible at www.sgs.com/terms_and_conditions.htm and, for electronic format documents, subject to Terms and Conditions for Electronic Documents at www.sgs.com/terms_e-document.htm. Attention is drawn to the limitation of liability, indemnification and jurisdiction issues defined therein. Any holder of this document is advised that information contained hereon reflects the Company's findings at the time of its intervention only and within the limits of Client's instructions, if any. The Company's sole responsibility is to its Client and this document does not exonerate parties to a transaction from exercising all their rights and obligations under the transaction documents. This document cannot be reproduced except in full, without prior written approval of the Company. Any unauthorized alteration, forgery or falsification of the content or appearance of this document is unlawful and offenders may be prosecuted to the fullest extent of the law.

5.5 Measurement Result:

5.5.1RF Conducted Output Power

5.5.1.1.: GPRS/EDGE (GMSK; 8-PSK)

Result:

EUT Mode	Frequency (MHz)	CH	Peak Power (1TS) (dBm)	Peak Power (2TS) (dBm)
GPRS 850	824.2	128	32.30	32.20
	836.6	190	32.30	32.30
	848.8	251	32.10	32.10

EUT Mode	Frequency (MHz)	CH	Average Power (1TS) (dBm)	Average Power (2TS) (dBm)
GPRS 850	824.2	128	32.10	32.00
	836.6	190	32.10	32.00
	848.8	251	31.90	31.90

EUT Mode	Frequency (MHz)	CH	Peak Power (1TS) (dBm)	Peak Power (2TS) (dBm)
EDGE 850	824.2	128	29.80	29.80
	836.6	190	29.80	29.70
	848.8	251	29.80	29.60

EUT Mode	Frequency (MHz)	CH	Average Power (1TS) (dBm)	Average Power (2TS) (dBm)
EDGE 850	824.2	128	26.70	26.70
	836.6	190	26.60	26.60
	848.8	251	26.60	26.50

Unless otherwise stated the results shown in this test report refer only to the sample(s) tested and such sample(s) are retained for 90 days only.
除非另有說明，此報告結果僅對測試之樣品負責，同時此樣品僅保留90天。本報告未經本公司書面許可，不可部份複製。

This document is issued by the Company subject to its General Conditions of Service printed overleaf, available on request or accessible at www.sgs.com/terms_and_conditions.htm and, for electronic format documents, subject to Terms and Conditions for Electronic Documents at www.sgs.com/terms_e-document.htm. Attention is drawn to the limitation of liability, indemnification and jurisdiction issues defined therein. Any holder of this document is advised that information contained hereon reflects the Company's findings at the time of its intervention only and within the limits of Client's instructions, if any. The Company's sole responsibility is to its Client and this document does not exonerate parties to a transaction from exercising all their rights and obligations under the transaction documents. This document cannot be reproduced except in full, without prior written approval of the Company. Any unauthorized alteration, forgery or falsification of the content or appearance of this document is unlawful and offenders may be prosecuted to the fullest extent of the law.

EUT Mode	Frequency (MHz)	CH	Peak Power (1TS) (dBm)	Peak Power (2TS) (dBm)
GPRS 1900	1850.2	512	29.00	28.80
	1880.0	661	29.00	28.80
	1909.8	810	28.80	28.70

EUT Mode	Frequency (MHz)	CH	Average Power (1TS) (dBm)	Average Power (2TS) (dBm)
GPRS 1900	1850.2	512	28.80	28.60
	1880.0	661	28.90	28.70
	1909.8	810	28.70	28.50

EUT Mode	Frequency (MHz)	CH	Peak Power (1TS) (dBm)	Peak Power (2TS) (dBm)
EDGE 1900	1850.2	512	28.90	28.90
	1880.0	661	29.00	28.90
	1909.8	810	28.80	28.80

EUT Mode	Frequency (MHz)	CH	Average Power (1TS) (dBm)	Average Power (2TS) (dBm)
EDGE 1900	1850.2	512	25.60	25.50
	1880.0	661	25.60	25.60
	1909.8	810	25.90	25.50

Unless otherwise stated the results shown in this test report refer only to the sample(s) tested and such sample(s) are retained for 90 days only.

除非另有說明，此報告結果僅對測試之樣品負責，同時此樣品僅保留90天。本報告未經本公司書面許可，不可部份複製。

This document is issued by the Company subject to its General Conditions of Service printed overleaf, available on request or accessible at www.sgs.com/terms_and_conditions.htm and, for electronic format documents, subject to Terms and Conditions for Electronic Documents at www.sgs.com/terms_e-document.htm. Attention is drawn to the limitation of liability, indemnification and jurisdiction issues defined therein. Any holder of this document is advised that information contained hereon reflects the Company's findings at the time of its intervention only and within the limits of Client's instructions, if any. The Company's sole responsibility is to its Client and this document does not exonerate parties to a transaction from exercising all their rights and obligations under the transaction documents. This document cannot be reproduced except in full, without prior written approval of the Company. Any unauthorized alteration, forgery or falsification of the content or appearance of this document is unlawful and offenders may be prosecuted to the fullest extent of the law.

EUT Mode	Frequency (MHz)	CH	Peak Power (dBm)	Avg. Power (dBm)
CDMA 2000 Cellular	824.70	1013	24.50	24.25
	836.52	384	24.42	24.21
	848.31	777	24.31	24.19

EUT Mode	Frequency (MHz)	CH	Peak Power (dBm)	Avg. Power (dBm)
CDMA 2000 PCS	1851.25	25	24.48	24.28
	1880.00	600	24.46	24.25
	1908.75	1175	24.45	24.22

EUT Mode	Frequency (MHz)	CH	Peak Power (dBm)	Avg. Power (dBm)
EVDO Cellular	824.70	1013	24.46	24.36
	836.52	384	24.39	24.26
	848.31	777	24.34	24.21

EUT Mode	Frequency (MHz)	CH	Peak Power (dBm)	Avg. Power (dBm)
EVDO PCS	1851.25	25	24.51	24.32
	1880.00	600	24.45	24.29
	1908.75	1175	24.48	24.30

Note: Offset 0.8 dB

Unless otherwise stated the results shown in this test report refer only to the sample(s) tested and such sample(s) are retained for 90 days only.
除非另有說明，此報告結果僅對測試之樣品負責，同時此樣品僅保留90天。本報告未經本公司書面許可，不可部份複製。

This document is issued by the Company subject to its General Conditions of Service printed overleaf, available on request or accessible at www.sgs.com/terms_and_conditions.htm and, for electronic format documents, subject to Terms and Conditions for Electronic Documents at www.sgs.com/terms_e-document.htm. Attention is drawn to the limitation of liability, indemnification and jurisdiction issues defined therein. Any holder of this document is advised that information contained herein reflects the Company's findings at the time of its intervention only and within the limits of Client's instructions, if any. The Company's sole responsibility is to its Client and this document does not exonerate parties to a transaction from exercising all their rights and obligations under the transaction documents. This document cannot be reproduced except in full, without prior written approval of the Company. Any unauthorized alteration, forgery or falsification of the content or appearance of this document is unlawful and offenders may be prosecuted to the fullest extent of the law.

5.5.1.2: WCDMA mode

The following tests were completed according to the test requirements outlined in section 5.2 of the 3GPP TS34.121-1 V8.4.0 specification. The EUT supports power Class 3, which has a nominal maximum output power of 24 dBm (+1/-3). RMC 12.2kps is used for this testing.

Results:

EUT Mode	Frequency (MHz)	CH	Peak Power (dBm)	Avg Power (dBm)
WCDMA Band II	1852.4	9262	26.72	23.43
	1880.0	9400	26.64	23.57
	1907.6	9538	26.81	23.64

EUT Mode	Frequency (MHz)	CH	Peak Power (dBm)	Avg Power (dBm)
WCDMA Band V	826.40	4132	27.49	23.71
	836.60	4183	27.23	23.83
	846.60	4233	27.20	23.90

EUT Mode	Frequency (MHz)	CH	Peak Power (dBm)	Avg Power (dBm)
WCDMA Band IV	1712.40	1312	26.79	23.52
	1732.60	1413	26.85	23.60
	1752.60	1513	26.61	23.43

Note: The results above reflect max power with all up bits.

Unless otherwise stated the results shown in this test report refer only to the sample(s) tested and such sample(s) are retained for 90 days only.
除非另有說明，此報告結果僅對測試之樣品負責，同時此樣品僅保留90天。本報告未經本公司書面許可，不可部份複製。

This document is issued by the Company subject to its General Conditions of Service printed overleaf, available on request or accessible at www.sgs.com/terms_and_conditions.htm and, for electronic format documents, subject to Terms and Conditions for Electronic Documents at www.sgs.com/terms_e-document.htm. Attention is drawn to the limitation of liability, indemnification and jurisdiction issues defined therein. Any holder of this document is advised that information contained hereon reflects the Company's findings at the time of its intervention only and within the limits of Client's instructions, if any. The Company's sole responsibility is to its Client and this document does not exonerate parties to a transaction from exercising all their rights and obligations under the transaction documents. This document cannot be reproduced except in full, without prior written approval of the Company. Any unauthorized alteration, forgery or falsification of the content or appearance of this document is unlawful and offenders may be prosecuted to the fullest extent of the law.

5.5.13: HSDPA Release 6 mode

The following 4 Sub-Tests were completed according to the test requirements outlined in section 5.2A of the 3GPP TS34.121-1 V8.4.0 specification. All TX power requirements for Power Class 3 were met according to table 5.2AA.5 and 5.2B.5 All UE channels and power ratio's are set according to table C10.1.4 & C11.1.3 in the 3GPP TS34.121-1 V8.4.0. RMC 12.2kps is used for this testing

HSDPA SUB-TEST Setting

Table C.10.1.4: β values for transmitter characteristics tests with HS-DPCCH(FOR HSDPA)

Sub-test	β_c	β_d	β_d (SF)	β_c/β_d	β_{HS} (Note 1, Note 2)	CM (dB) (Note 3)	MPR (dB) (Note 3)	RMC (Kbps)
1	2/15	15/15	64	2/15	4/15	0.0	0.0	12.2
2	12/15 (Note 4)	15/15 (Note 4)	64	12/15 (Note 4)	24/15	1.0	0.0	12.2
3	15/15	8/15	64	15/8	30/15	1.5	0.5	12.2
4	15/15	4/15	64	15/4	30/15	1.5	0.5	12.2

Note: The recommended HSDPA MPRs are implemented as per following sub-tests.

Results:

Mode	Sub-test	RMS Power (dBm) Channel			Power Class 3 Limita- tion (dBm)	Comments
		9262	9400	9538		
HSDPA B2	1	23.60	23.46	23.50	20.3dBm – 25.7dBm	Pass
	2	23.31	23.43	23.49	20.3dBm – 25.7dBm	Pass
	3	23.12	23.01	22.97	19.8dBm – 25.7dBm	Pass
	4	23.19	23.02	23.09	19.8dBm – 25.7dBm	Pass

Results:

Mode	Sub-test	RMS Power (dBm) Channel			Power Class 3 Limita- tion (dBm)	Comments
		4132	4172	4233		
HSDPA B5	1	23.5	23.69	24.02	20.3dBm – 25.7dBm	Pass
	2	23.64	23.72	23.77	20.3dBm – 25.7dBm	Pass
	3	23.04	23.21	23.53	19.8dBm – 25.7dBm	Pass
	4	23.09	23.25	23.59	19.8dBm – 25.7dBm	Pass

Unless otherwise stated the results shown in this test report refer only to the sample(s) tested and such sample(s) are retained for 90 days only.
除非另有說明，此報告結果僅對測試之樣品負責，同時此樣品僅保留90天。本報告未經本公司書面許可，不可部份複製。

This document is issued by the Company subject to its General Conditions of Service printed overleaf, available on request or accessible at www.sgs.com/terms_and_conditions.htm and, for electronic format documents, subject to Terms and Conditions for Electronic Documents at www.sgs.com/terms_e-document.htm. Attention is drawn to the limitation of liability, indemnification and jurisdiction issues defined therein. Any holder of this document is advised that information contained hereon reflects the Company's findings at the time of its intervention only and within the limits of Client's instructions, if any. The Company's sole responsibility is to its Client and this document does not exonerate parties to a transaction from exercising all their rights and obligations under the transaction documents. This document cannot be reproduced except in full, without prior written approval of the Company. Any unauthorized alteration, forgery or falsification of the content or appearance of this document is unlawful and offenders may be prosecuted to the fullest extent of the law.

Mode	Sub-test	Transmitter Power (dBm)			Power Class 3 Limita- tion (dBm)	Comments
		Channel				
		1312	1413	1513		
HSDPA B4	1	23.69	23.49	23.29	20.3dBm – 25.7dBm	Pass
	2	23.40	23.46	23.28	20.3dBm – 25.7dBm	Pass
	3	23.21	23.04	22.76	19.8dBm – 25.7dBm	Pass
	4	23.28	23.05	22.88	19.8dBm – 25.7dBm	Pass

Unless otherwise stated the results shown in this test report refer only to the sample(s) tested and such sample(s) are retained for 90 days only.

除非另有說明，此報告結果僅對測試之樣品負責，同時此樣品僅保留90天。本報告未經本公司書面許可，不可部份複製。

This document is issued by the Company subject to its General Conditions of Service printed overleaf, available on request or accessible at www.sgs.com/terms_and_conditions.htm and, for electronic format documents, subject to Terms and Conditions for Electronic Documents at www.sgs.com/terms_e-document.htm. Attention is drawn to the limitation of liability, indemnification and jurisdiction issues defined therein. Any holder of this document is advised that information contained hereon reflects the Company's findings at the time of its intervention only and within the limits of Client's instructions, if any. The Company's sole responsibility is to its Client and this document does not exonerate parties to a transaction from exercising all their rights and obligations under the transaction documents. This document cannot be reproduced except in full, without prior written approval of the Company. Any unauthorized alteration, forgery or falsification of the content or appearance of this document is unlawful and offenders may be prosecuted to the fullest extent of the law.

5.5.1.4: HSPA (HSDPA & HSUPA) Release 6 mode

The following 5 Sub-Tests were completed according to the test requirements outlined in section 5.2A of the 3GPP TS34.121-1 V8.4.0 specification. All TX power requirements for Power Class 3 were met according to table 5.2AA.5 and 5.2B.5 All UE channels and power ratio's are set according to table C11.1.3 in the 3GPP TS34.121-1 V8.4.0. RMC 12.2kps is used for this testing

HSPA SUB-TEST Setting

Table C.11.1.3: β values for transmitter characteristics tests with HS-DPCCH and E-DCH(FOR HSUPA)

Sub-test	β_c	β_d	β_d (SF)	β_c/β_d	β_{HS}	β_{ec}	β_{ed}	β_{ed} (SF)	β_{ed} (Codes)	CM (dB)	MPR (dB)	AG Index	E-TFCI	RMC (Kbps)
1	11/15 (Note 3)	15/15 (Note 3)	64	11/15 (Note 3)	22/15	209/225	1309/225	4	1	1.0	0.0	20	75	12.2
2	6/15	15/15	64	6/15	12/15	12/15	94/75	4	1	3.0	2.0	12	67	12.2
3	15/15	9/15	64	15/9	30/15	30/15	β_{ed1} : 47/15 β_{ed2} : 47/15	4 4	2	2.0	1.0	15	92	12.2
4	2/15	15/15	64	2/15	4/15	2/15	56/75	4	1	3.0	2.0	17	71	12.2
5	15/15 (Note 4)	15/15 (Note 4)	64	15/15 (Note 4)	30/15	24/15	134/15	4	1	1.0	0.0	21	81	12.2

Unless otherwise stated the results shown in this test report refer only to the sample(s) tested and such sample(s) are retained for 90 days only.

除非另有說明，此報告結果僅對測試之樣品負責，同時此樣品僅保留90天。本報告未經本公司書面許可，不可部份複製。

This document is issued by the Company subject to its General Conditions of Service printed overleaf, available on request or accessible at www.sgs.com/terms_and_conditions.htm and, for electronic format documents, subject to Terms and Conditions for Electronic Documents at www.sgs.com/terms_e-document.htm. Attention is drawn to the limitation of liability, indemnification and jurisdiction issues defined therein. Any holder of this document is advised that information contained hereon reflects the Company's findings at the time of its intervention only and within the limits of Client's instructions, if any. The Company's sole responsibility is to its Client and this document does not exonerate parties to a transaction from exercising all their rights and obligations under the transaction documents. This document cannot be reproduced except in full, without prior written approval of the Company. Any unauthorized alteration, forgery or falsification of the content or appearance of this document is unlawful and offenders may be prosecuted to the fullest extent of the law.

Note: The recommended HSUPA are implemented as per following sub-tests.

Results:

Mode	Sub-test	RMS Power (dBm)			Power Class 3 Limita- tion (dBm)	Comments
		Channel				
		9262	9400	9538		
HSUPA B2	1	23.35	23.55	23.58	17.3dBm – 25.7dBm	Pass
	2	21.40	21.62	21.62	16.8dBm – 25.7dBm	Pass
	3	22.41	22.57	22.66	17.8dBm – 25.7dBm	Pass
	4	21.53	21.67	21.66	16.8dBm – 25.7dBm	Pass
	5	23.24	23.41	23.49	17.3dBm – 25.7dBm	Pass

Results:

Results:

Mode	Sub-test	RMS Power (dBm)			Power Class 3 Limita- tion (dBm)	Comments
		Channel				
		4132	4172	4233		
HSUPA B5	1	23.67	23.76	23.82	17.3dBm – 25.7dBm	Pass
	2	21.73	21.84	21.86	16.8dBm – 25.7dBm	Pass
	3	22.71	22.82	22.90	17.8dBm – 25.7dBm	Pass
	4	21.78	21.90	21.94	16.8dBm – 25.7dBm	Pass
	5	23.53	23.59	23.71	17.3dBm – 25.7dBm	Pass

Mode	Sub-test	TX Power (dBm)			Power Class 3 Limita- tion (dBm)	Comments
		Channel				
		1312	1413	1513		
HSUPA B4	1	23.44	23.58	23.37	18.8dBm – 25.7dBm	Pass
	2	21.49	21.65	21.41	16.8dBm – 25.7dBm	Pass
	3	22.50	22.60	22.45	17.8dBm – 25.7dBm	Pass
	4	21.62	21.70	21.45	16.8dBm – 25.7dBm	Pass
	5	23.33	23.44	23.28	18.8dBm – 25.7dBm	Pass

Unless otherwise stated the results shown in this test report refer only to the sample(s) tested and such sample(s) are retained for 90 days only.
除非另有說明，此報告結果僅對測試之樣品負責，同時此樣品僅保留90天。本報告未經本公司書面許可，不可部份複製。

This document is issued by the Company subject to its General Conditions of Service printed overleaf, available on request or accessible at www.sgs.com/terms_and_conditions.htm and, for electronic format documents, subject to Terms and Conditions for Electronic Documents at www.sgs.com/terms_e-document.htm. Attention is drawn to the limitation of liability, indemnification and jurisdiction issues defined therein. Any holder of this document is advised that information contained hereon reflects the Company's findings at the time of its intervention only and within the limits of Client's instructions, if any. The Company's sole responsibility is to its Client and this document does not exonerate parties to a transaction from exercising all their rights and obligations under the transaction documents. This document cannot be reproduced except in full, without prior written approval of the Company. Any unauthorized alteration, forgery or falsification of the content or appearance of this document is unlawful and offenders may be prosecuted to the fullest extent of the law.

5.5.2 Maximum Power Reduction: PCS1900 band

PCL	3	4	5	6	7	8	9	10	11	
Output power (dBm)	29.1	27.9	25.9	23.8	22	20	17.6	15.8	14	
PCL	12	13	14	15	16	17	18			
Output power (dBm)	11.7	9.8	7.7	5.8	3.7	1.8	0.4			

Note: The EUT output power was controlled by simulator. Set Communication Tester CMU200 PCL as above, and get the mobile phone output power reading.

WCDMA/HSDPA band II / V/ IV

The EUT output power was controlled by simulator. Set Communication Tester CMU200 function key “UE Power Control” and enter max rated power 24dBm. The EUT is going to be set to max output power to 24dBm. then record the read(see page 19 for measurement data) . The min. power was measures by a function key “minimum power” then record the read. It is -52.5dBm. The power variation can be 0.1dB step by setting.

Unless otherwise stated the results shown in this test report refer only to the sample(s) tested and such sample(s) are retained for 90 days only.
除非另有說明，此報告結果僅對測試之樣品負責，同時此樣品僅保留90天。本報告未經本公司書面許可，不可部份複製。

This document is issued by the Company subject to its General Conditions of Service printed overleaf, available on request or accessible at www.sgs.com/terms_and_conditions.htm and, for electronic format documents, subject to Terms and Conditions for Electronic Documents at www.sgs.com/terms_e-document.htm. Attention is drawn to the limitation of liability, indemnification and jurisdiction issues defined therein. Any holder of this document is advised that information contained hereon reflects the Company's findings at the time of its intervention only and within the limits of Client's instructions, if any. The Company's sole responsibility is to its Client and this document does not exonerate parties to a transaction from exercising all their rights and obligations under the transaction documents. This document cannot be reproduced except in full, without prior written approval of the Company. Any unauthorized alteration, forgery or falsification of the content or appearance of this document is unlawful and offenders may be prosecuted to the fullest extent of the law.

6. ERP/EIRP MEASUREMENT

6.1 Standard Applicable

According to FCC §2.1046

FCC 22.913(a)(2) Mobile station are limited to 7W ERP.

FCC 24.232(c) Mobile station are limited to 2W EIRP.

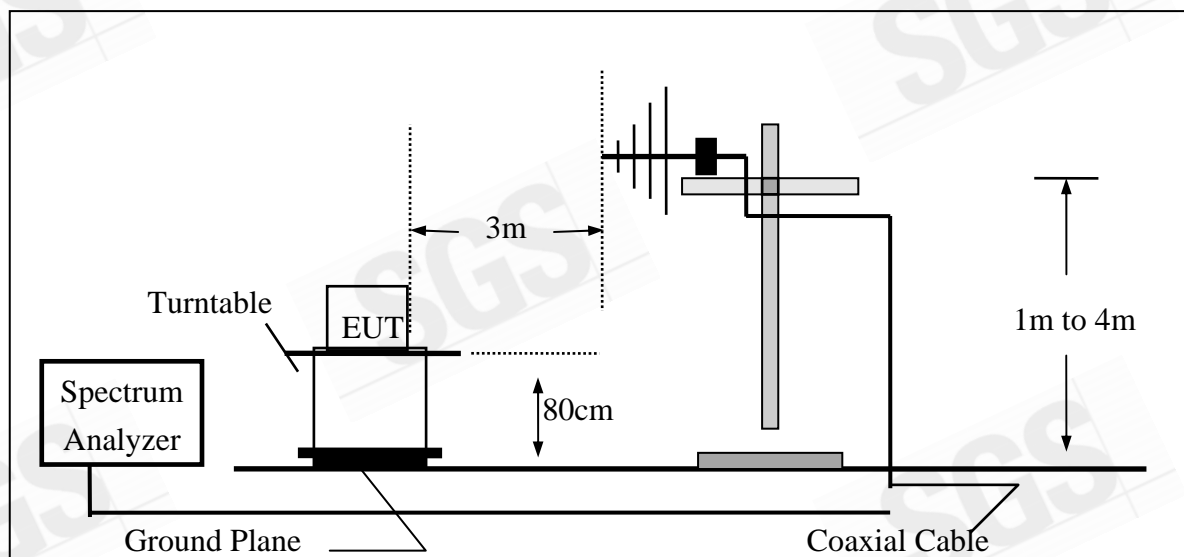
FCC 27.50(d)(2) Fixed, mobile, and portable (hand-held) stations are limited to 1W EIRP.

According to issue 5 of RSS-133 §6.4. The peak e.i.r.p. for transmitters operating in the band 1850-1910 MHz shall not exceed the limits given in SRSP-510.

According to issue 2 of RSS 132, section 4.4. The transmitter output power shall not exceed the limits given in SRSP-503.

6.2 Test SET-UP (Block Diagram of Configuration)

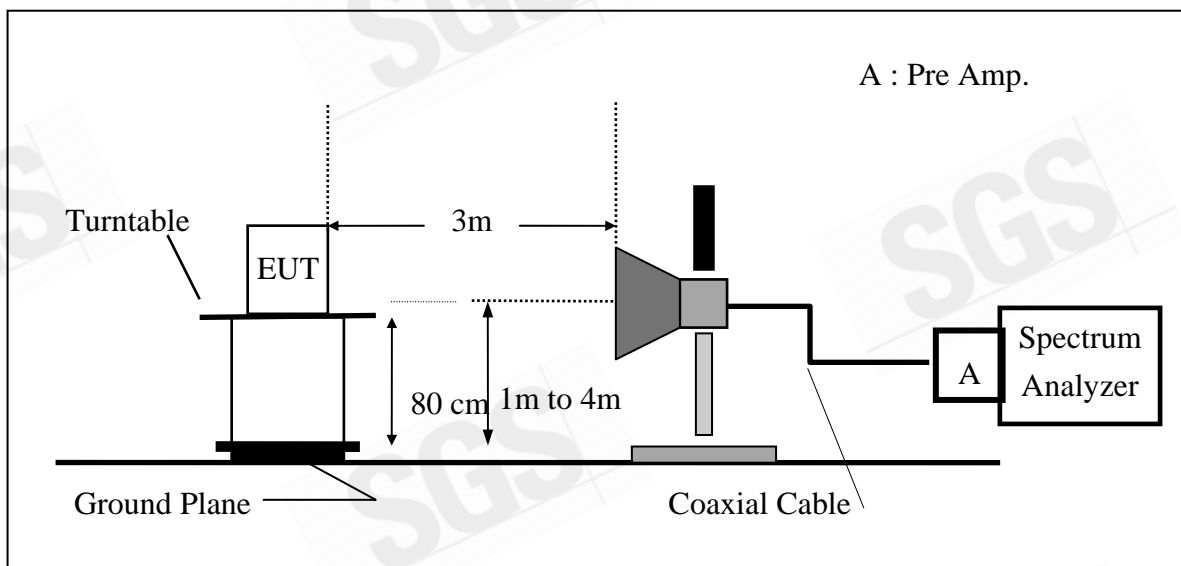
(A) Radiated Emission Test Set-Up, Frequency Below 1000MHz



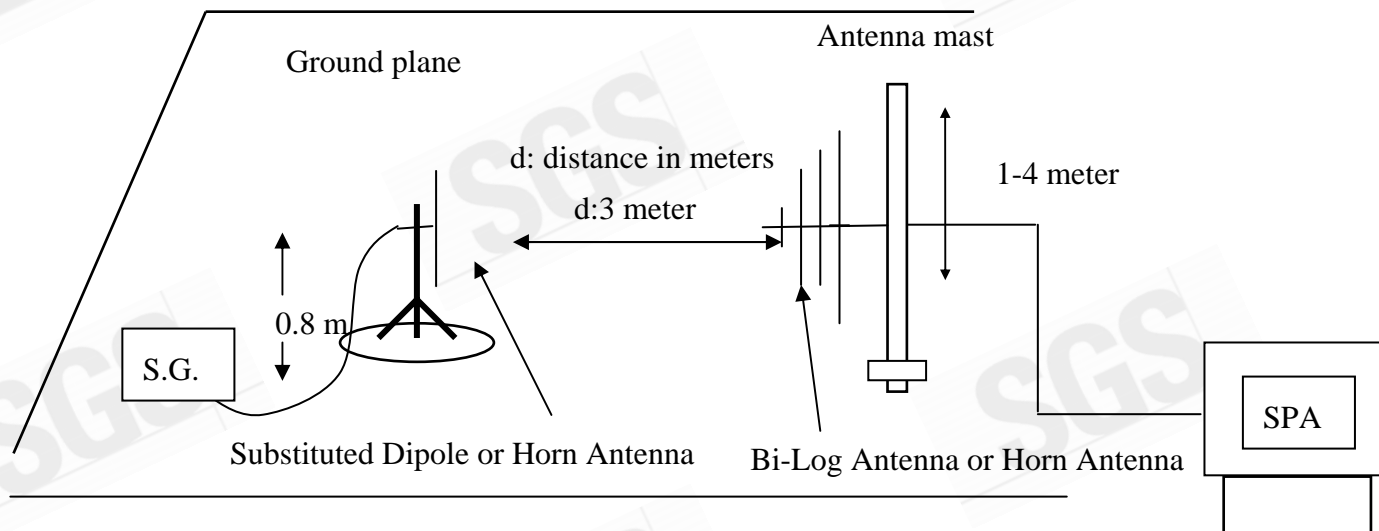
Unless otherwise stated the results shown in this test report refer only to the sample(s) tested and such sample(s) are retained for 90 days only.
除非另有說明，此報告結果僅對測試之樣品負責，同時此樣品僅保留90天。本報告未經本公司書面許可，不可部份複製。

This document is issued by the Company subject to its General Conditions of Service printed overleaf, available on request or accessible at www.sgs.com/terms_and_conditions.htm and, for electronic format documents, subject to Terms and Conditions for Electronic Documents at www.sgs.com/terms_e-document.htm. Attention is drawn to the limitation of liability, indemnification and jurisdiction issues defined therein. Any holder of this document is advised that information contained hereon reflects the Company's findings at the time of its intervention only and within the limits of Client's instructions, if any. The Company's sole responsibility is to its Client and this document does not exonerate parties to a transaction from exercising all their rights and obligations under the transaction documents. This document cannot be reproduced except in full, without prior written approval of the Company. Any unauthorized alteration, forgery or falsification of the content or appearance of this document is unlawful and offenders may be prosecuted to the fullest extent of the law.

(B) Radiated Emission Test Set-UP Frequency Over 1 GHz



(C) Substituted Method Test Set-UP



Unless otherwise stated the results shown in this test report refer only to the sample(s) tested and such sample(s) are retained for 90 days only.
除非另有說明，此報告結果僅對測試之樣品負責，同時此樣品僅保留90天。本報告未經本公司書面許可，不可部份複製。

This document is issued by the Company subject to its General Conditions of Service printed overleaf, available on request or accessible at www.sgs.com/terms_and_conditions.htm and, for electronic format documents, subject to Terms and Conditions for Electronic Documents at www.sgs.com/terms_e-document.htm. Attention is drawn to the limitation of liability, indemnification and jurisdiction issues defined therein. Any holder of this document is advised that information contained hereon reflects the Company's findings at the time of its intervention only and within the limits of Client's instructions, if any. The Company's sole responsibility is to its Client and this document does not exonerate parties to a transaction from exercising all their rights and obligations under the transaction documents. This document cannot be reproduced except in full, without prior written approval of the Company. Any unauthorized alteration, forgery or falsification of the content or appearance of this document is unlawful and offenders may be prosecuted to the fullest extent of the law.

6.3 Measurement Procedure

The EUT was placed on a non-conductive turntable using a non-conductive support. The radiated emission at the fundamental frequency was measured at 3 m with a test antenna and EMI spectrum analyzer.

During the measurement, the EUT was in communication with the station. The highest emission was recorded with the rotation of the turntable and the lowering of the test antenna from 4m to 1m. The reading was recorded and the field strength (E in dBuV/m) was calculated.

ERP in frequency band 824.2 –848.80.8MHz were measured using a substitution method. The EUT was replaced by dipole antenna connected, the S.G. output was recorded and ERP was calculated as follows:

EIRP in frequency band 1710-1755MHz and 1850.2 –1909.8MHz were measured using a substitution method. The EUT was replaced by a horn antenna connected, the S.G. output was recorded and EIRP was calculated as follows:

$$\text{ERP} = \text{S.G. output (dBm)} + \text{Antenna Gain (dBd)} - \text{Cable Loss (dB)}$$

$$\text{EIRP} = \text{S.G. output (dBm)} + \text{Antenna Gain (dBi)} - \text{Cable Loss (dB)}$$

Unless otherwise stated the results shown in this test report refer only to the sample(s) tested and such sample(s) are retained for 90 days only.
除非另有說明，此報告結果僅對測試之樣品負責，同時此樣品僅保留90天。本報告未經本公司書面許可，不可部份複製。

This document is issued by the Company subject to its General Conditions of Service printed overleaf, available on request or accessible at www.sgs.com/terms_and_conditions.htm and, for electronic format documents, subject to Terms and Conditions for Electronic Documents at www.sgs.com/terms_e-document.htm. Attention is drawn to the limitation of liability, indemnification and jurisdiction issues defined therein. Any holder of this document is advised that information contained hereon reflects the Company's findings at the time of its intervention only and within the limits of Client's instructions, if any. The Company's sole responsibility is to its Client and this document does not exonerate parties to a transaction from exercising all their rights and obligations under the transaction documents. This document cannot be reproduced except in full, without prior written approval of the Company. Any unauthorized alteration, forgery or falsification of the content or appearance of this document is unlawful and offenders may be prosecuted to the fullest extent of the law.

6.4 Measurement Equipment Used:

ERP, EIRP MEASUREMENT EQUIPMENT List 966 Chamber					
EQUIPMENT TYPE	MFR	MODEL NUMBER	SERIAL NUMBER	LAST CAL.	CAL DUE.
Spectrum Analyzer	R&S	FSP 40	100034	02/12/2011	02/11/2012
Bilog Antenna	SCHWAZBECK	VULB9160	9160-3136	11/15/2010	11/14/2011
Dipole Antenna	SCHWAZBECK	VHAP	908/909	07/10/2010	07/09/2012
Dipole Antenna	SCHWAZBECK	UHAP	891/892	07/10/2010	07/09/2012
Hor.n antenna	SCHWAZBECK	BBHA 9120D	309	01/22/2010	01/21/2012
Horn antenna	SCHWAZBECK	BBHA 9120D	9120D-673	05/09/2010	05/08/2012
Signal Generator	R&S	SMR40	100210	01/22/2010	01/21/2012
Signal Generator	Agilent	E4438C	MY45093613	06/11/2010	06/10/2011
Pre-Amplifier	Agilent	8447D	1937A02834	11/30/2010	11/29/2011
Pre-Amplifier	Agilent	8449B	3008A01973	01/05/2011	01/04/2012
Attenuator	Mini-Circuit	BW-S20W5	001	07/05/2010	07/04/2011
Attenuator	Mini-Circuit	BW-S10W5	001	07/05/2010	07/04/2011
Attenuator	Mini-Circuit	BW-S6W5	001	07/05/2010	07/04/2011
Radio Communication Analyzer	R&S	CMU200	102189	05/13/2010	05/12/2012
Turn Table	HD	DT420	N/A	N.C.R	N.C.R
Antenna Tower	HD	MA240-N	240/657	N.C.R	N.C.R
Controller	HD	HD100	N/A	N.C.R	N.C.R
Low Loss Cable	HUBER+SUHNER	SUCOFLEX 104PEA-10M	10m	01/05/2011	01/04/2012
Low Loss Cable	HUBER+SUHNER	SUCOFLEX 104PEA-3M	3m	01/05/2011	01/04/2012
Filter 800-1000	Micro-Tronics	BRM13462	1	01/05/2011	01/04/2012
Filter 1800-2000	Micro-Tronics	BRM13463	1	01/05/2011	01/04/2012
3m Site	SGS	966 chamber	N/A	11/08/2011	11/09/2012

Unless otherwise stated the results shown in this test report refer only to the sample(s) tested and such sample(s) are retained for 90 days only.
除非另有說明，此報告結果僅對測試之樣品負責，同時此樣品僅保留90天。本報告未經本公司書面許可，不可部份複製。

This document is issued by the Company subject to its General Conditions of Service printed overleaf, available on request or accessible at www.sgs.com/terms_and_conditions.htm and, for electronic format documents, subject to Terms and Conditions for Electronic Documents at www.sgs.com/terms_e-document.htm. Attention is drawn to the limitation of liability, indemnification and jurisdiction issues defined therein. Any holder of this document is advised that information contained hereon reflects the Company's findings at the time of its intervention only and within the limits of Client's instructions, if any. The Company's sole responsibility is to its Client and this document does not exonerate parties to a transaction from exercising all their rights and obligations under the transaction documents. This document cannot be reproduced except in full, without prior written approval of the Company. Any unauthorized alteration, forgery or falsification of the content or appearance of this document is unlawful and offenders may be prosecuted to the fullest extent of the law.

6.5 Measurement Result

EUT Mode	Frequency (MHz)	CH	EUT Pol.	Antenna Pol.	SPA Reading (dBuV)	S.G. Output (dBm)	Antenna Gain (dBd)	Cable Loss (dB)	ERP (dBm)	Limit (dBm)
GPRS 850	824.20	128	E2	V	128.57	42.18	-7.87	3.62	30.68	38.45
				H	128.57	42.30	-7.87	3.62	30.80	38.45
	836.60	190	E2	V	127.91	41.66	-7.88	3.65	30.13	38.45
				H	128.91	42.68	-7.88	3.65	31.15	38.45
	848.80	251	E2	V	127.08	40.96	-7.88	3.68	29.40	38.45
				H	129.19	43.00	-7.88	3.68	31.44	38.45

Remark :

- (1) The RBW,VBW of SPA for frequency

RBW=300 KHz, VBW=1MHz

EUT Mode	Frequency (MHz)	CH	EUT Pol.	Antenna Pol.	SPA Reading (dBuV)	S.G. Output (dBm)	Antenna Gain (dBi)	Cable Loss (dB)	EIRP (dBm)	Limit (dBm)
GPRS 1900	1850.20	512	E2	V	123.46	19.07	9.90	5.56	23.41	33.00
				H	125.74	21.56	9.90	5.84	25.62	33.00
	1880.00	661	E2	V	122.95	18.59	9.99	5.61	22.97	33.00
				H	125.60	21.46	9.99	5.61	25.83	33.00
	1909.80	810	E2	V	123.09	18.76	10.08	5.66	23.18	33.00
				H	125.66	21.55	10.08	5.66	25.97	33.00

Remark :

- (1) The RBW,VBW of SPA for frequency

RBW=1MHz, VBW=1MHz

Unless otherwise stated the results shown in this test report refer only to the sample(s) tested and such sample(s) are retained for 90 days only.

除非另有說明，此報告結果僅對測試之樣品負責，同時此樣品僅保留90天。本報告未經本公司書面許可，不可部份複製。

This document is issued by the Company subject to its General Conditions of Service printed overleaf, available on request or accessible at www.sgs.com/terms_and_conditions.htm and, for electronic format documents, subject to Terms and Conditions for Electronic Documents at www.sgs.com/terms_e-document.htm. Attention is drawn to the limitation of liability, indemnification and jurisdiction issues defined therein. Any holder of this document is advised that information contained hereon reflects the Company's findings at the time of its intervention only and within the limits of Client's instructions, if any. The Company's sole responsibility is to its Client and this document does not exonerate parties to a transaction from exercising all their rights and obligations under the transaction documents. This document cannot be reproduced except in full, without prior written approval of the Company. Any unauthorized alteration, forgery or falsification of the content or appearance of this document is unlawful and offenders may be prosecuted to the fullest extent of the law.

EUT Mode	Frequency (MHz)	CH	EUT Pol.	Antenna Pol.	SPA Reading (dBuV)	S.G. Output (dBm)	Antenna Gain (dBd)	Cable Loss (dB)	ERP (dBm)	Limit (dBm)
EDGE 850	824.20	128	E2	V	126.02	39.63	-7.87	3.62	28.13	38.45
				H	126.31	40.04	-7.87	3.62	28.54	38.45
	836.60	190	E2	V	125.21	38.96	-7.88	3.65	27.43	38.45
				H	126.43	40.20	-7.88	3.65	28.67	38.45
	848.80	251	E2	V	124.34	38.22	-7.88	3.68	26.66	38.45
				H	126.40	40.21	-7.88	3.68	28.65	38.45

Remark :

- (1) The RBW,VBW of SPA for frequency
RBW=300 KHz, VBW=1MHz

EUT Mode	Frequency (MHz)	CH	EUT Pol.	Antenna Pol.	SPA Reading (dBuV)	S.G. Output (dBm)	Antenna Gain (dBi)	Cable Loss (dB)	EIRP (dBm)	Limit (dBm)
EDGE 1900	1850.20	512	E2	V	121.26	16.87	9.90	5.56	21.21	33.00
				H	123.86	19.68	9.90	5.84	23.74	33.00
	1880.00	661	E2	V	118.88	14.52	9.99	5.61	18.90	33.00
				H	123.68	19.54	9.99	5.61	23.91	33.00
	1909.80	810	E2	V	121.22	16.89	10.08	5.66	21.31	33.00
				H	123.93	19.82	10.08	5.66	24.24	33.00

Remark :

- (1) The RBW,VBW of SPA for frequency
RBW=300 KHz, VBW=1MHz

Unless otherwise stated the results shown in this test report refer only to the sample(s) tested and such sample(s) are retained for 90 days only.
除非另有說明，此報告結果僅對測試之樣品負責，同時此樣品僅保留90天。本報告未經本公司書面許可，不可部份複製。

This document is issued by the Company subject to its General Conditions of Service printed overleaf, available on request or accessible at www.sgs.com/terms_and_conditions.htm and, for electronic format documents, subject to Terms and Conditions for Electronic Documents at www.sgs.com/terms_e-document.htm. Attention is drawn to the limitation of liability, indemnification and jurisdiction issues defined therein. Any holder of this document is advised that information contained herein reflects the Company's findings at the time of its intervention only and within the limits of Client's instructions, if any. The Company's sole responsibility is to its Client and this document does not exonerate parties to a transaction from exercising all their rights and obligations under the transaction documents. This document cannot be reproduced except in full, without prior written approval of the Company. Any unauthorized alteration, forgery or falsification of the content or appearance of this document is unlawful and offenders may be prosecuted to the fullest extent of the law.

Measurement Result:

EUT Mode	Frequency (MHz)	CH	EUT Pol.	Antenna Pol.	SPA Reading (dBuV)	S.G. Output (dBm)	Antenna Gain (dBi)	Cable Loss (dB)	EIRP (dBm)	Limit (dBm)
WCDMA Band II	1852.40	9262	E2	V	120.62	16.24	9.90	5.56	20.57	33.00
				H	123.25	19.07	9.90	5.84	23.13	33.00
	1880.00	9400	E2	V	120.79	16.43	9.99	5.61	20.81	33.00
				H	122.84	18.70	9.99	5.61	23.07	33.00
	1907.60	9538	E2	V	119.88	15.55	10.07	5.66	19.96	33.00
				H	121.61	17.50	10.07	5.66	21.91	33.00

Remark :

- (1) The RBW,VBW of SPA for frequency
RBW= 5MHz , VBW= 8MHz

Measurement Result:

EUT Mode	Frequency (MHz)	CH	EUT Pol.	Antenna Pol.	SPA Reading (dBuV)	S.G. Output (dBm)	Antenna Gain (dBi)	Cable Loss (dB)	EIRP (dBm)	Limit (dBm)
HSUPA Band II	1852.40	9262	E2	V	121.03	16.65	9.90	5.56	20.98	33.00
				H	123.81	19.63	9.90	5.84	23.69	33.00
	1880.00	9400	E2	V	120.89	16.53	9.99	5.61	20.91	33.00
				H	123.12	18.98	9.99	5.61	23.35	33.00
	1907.60	9538	E2	V	120.36	16.03	10.07	5.66	20.44	33.00
				H	118.86	14.75	10.07	5.66	19.16	33.00

Remark :

- (1) The RBW,VBW of SPA for frequency
RBW= 5MHz , VBW= 8MHz

Unless otherwise stated the results shown in this test report refer only to the sample(s) tested and such sample(s) are retained for 90 days only.

除非另有說明，此報告結果僅對測試之樣品負責，同時此樣品僅保留90天。本報告未經本公司書面許可，不可部份複製。

This document is issued by the Company subject to its General Conditions of Service printed overleaf, available on request or accessible at www.sgs.com/terms_and_conditions.htm and, for electronic format documents, subject to Terms and Conditions for Electronic Documents at www.sgs.com/terms_e-document.htm. Attention is drawn to the limitation of liability, indemnification and jurisdiction issues defined therein. Any holder of this document is advised that information contained hereon reflects the Company's findings at the time of its intervention only and within the limits of Client's instructions, if any. The Company's sole responsibility is to its Client and this document does not exonerate parties to a transaction from exercising all their rights and obligations under the transaction documents. This document cannot be reproduced except in full, without prior written approval of the Company. Any unauthorized alteration, forgery or falsification of the content or appearance of this document is unlawful and offenders may be prosecuted to the fullest extent of the law.

Measurement Result:

EUT Mode	Frequency (MHz)	CH	EUT Pol.	Antenna Pol.	SPA Reading (dBuV)	S.G. Output (dBm)	Antenna Gain (dBi)	Cable Loss (dB)	EIRP (dBm)	Limit (dBm)
HSDPA Band II	1852.40	9262	E2	V	121.44	17.06	9.90	5.56	21.39	33.00
				H	123.75	19.57	9.90	5.84	23.63	33.00
	1880.00	9400	E2	V	121.67	17.31	9.99	5.61	21.69	33.00
				H	123.38	19.24	9.99	5.61	23.61	33.00
	1907.60	9538	E2	V	122.73	18.40	10.07	5.66	22.81	33.00
				H	124.92	20.81	10.07	5.66	25.22	33.00

Remark :

- (1) The RBW,VBW of SPA for frequency
RBW= 5MHz , VBW= 8MHz

Measurement Result:

EUT Mode	Frequency (MHz)	CH	EUT Pol.	Antenna Pol.	SPA Reading (dBuV)	S.G. Output (dBm)	Antenna Gain (dBd)	Cable Loss (dB)	ERP (dBm)	Limit (dBm)
WCDMA Band V	826.40	4132	E2	V	120.83	34.47	-10.02	3.63	20.82	38.45
				H	121.72	35.46	-10.02	3.63	21.82	38.45
	836.60	4183	E2	V	120.56	34.30	-10.02	3.65	20.63	38.45
				H	121.93	35.70	-10.02	3.65	22.03	38.45
	846.60	4233	E2	V	120.08	33.93	-10.02	3.67	20.24	38.45
				H	121.77	35.57	-10.02	3.67	21.88	38.45

Remark :

- (1) The RBW,VBW of SPA for frequency
RBW= 5MHz , VBW= 8MHz

Unless otherwise stated the results shown in this test report refer only to the sample(s) tested and such sample(s) are retained for 90 days only.
除非另有說明，此報告結果僅對測試之樣品負責，同時此樣品僅保留90天。本報告未經本公司書面許可，不可部份複製。

This document is issued by the Company subject to its General Conditions of Service printed overleaf, available on request or accessible at www.sgs.com/terms_and_conditions.htm and, for electronic format documents, subject to Terms and Conditions for Electronic Documents at www.sgs.com/terms_e-document.htm. Attention is drawn to the limitation of liability, indemnification and jurisdiction issues defined therein. Any holder of this document is advised that information contained hereon reflects the Company's findings at the time of its intervention only and within the limits of Client's instructions, if any. The Company's sole responsibility is to its Client and this document does not exonerate parties to a transaction from exercising all their rights and obligations under the transaction documents. This document cannot be reproduced except in full, without prior written approval of the Company. Any unauthorized alteration, forgery or falsification of the content or appearance of this document is unlawful and offenders may be prosecuted to the fullest extent of the law.

Measurement Result:

EUT Mode	Frequency (MHz)	CH	EUT Pol.	Antenna Pol.	SPA Reading (dBuV)	S.G. Output (dBm)	Antenna Gain (dBd)	Cable Loss (dB)	ERP (dBm)	Limit (dBm)
HSUPA Band V	826.40	4132	E2	V	121.22	34.86	-10.02	3.63	21.21	38.45
				H	122.19	35.93	-10.02	3.63	22.29	38.45
	836.60	4183	E2	V	121.25	34.99	-10.02	3.65	21.32	38.45
				H	122.70	36.47	-10.02	3.65	22.80	38.45
	846.60	4233	E2	V	120.76	34.61	-10.02	3.67	20.92	38.45
				H	122.62	36.42	-10.02	3.67	22.73	38.45

Remark :

- (1) The RBW,VBW of SPA for frequency
RBW= 5MHz , VBW= 8MHz

Measurement Result:

EUT Mode	Frequency (MHz)	CH	EUT Pol.	Antenna Pol.	SPA Reading (dBuV)	S.G. Output (dBm)	Antenna Gain (dBd)	Cable Loss (dB)	ERP (dBm)	Limit (dBm)
HSDPA Band V	826.40	4132	E2	V	121.42	35.06	-7.88	3.63	23.55	38.45
				H	122.07	35.81	-7.88	3.63	24.31	38.45
	836.60	4183	E2	V	120.93	34.68	-7.88	3.65	23.15	38.45
				H	122.31	36.08	-7.88	3.65	24.55	38.45
	846.60	4233	E2	V	120.65	34.50	-7.88	3.67	22.95	38.45
				H	122.22	36.02	-7.88	3.67	24.47	38.45

Remark :

- (1) The RBW,VBW of SPA for frequency
RBW= 5MHz , VBW= 8MHz

Unless otherwise stated the results shown in this test report refer only to the sample(s) tested and such sample(s) are retained for 90 days only.
除非另有說明，此報告結果僅對測試之樣品負責，同時此樣品僅保留90天。本報告未經本公司書面許可，不可部份複製。

This document is issued by the Company subject to its General Conditions of Service printed overleaf, available on request or accessible at www.sgs.com/terms_and_conditions.htm and, for electronic format documents, subject to Terms and Conditions for Electronic Documents at www.sgs.com/terms_e-document.htm. Attention is drawn to the limitation of liability, indemnification and jurisdiction issues defined therein. Any holder of this document is advised that information contained hereon reflects the Company's findings at the time of its intervention only and within the limits of Client's instructions, if any. The Company's sole responsibility is to its Client and this document does not exonerate parties to a transaction from exercising all their rights and obligations under the transaction documents. This document cannot be reproduced except in full, without prior written approval of the Company. Any unauthorized alteration, forgery or falsification of the content or appearance of this document is unlawful and offenders may be prosecuted to the fullest extent of the law.

Measurement Result:

EUT Mode	Frequency (MHz)	CH	EUT Pol.	Antenna Pol.	SPA Reading (dBuV)	S.G. Output (dBm)	Antenna Gain (dBi)	Cable Loss (dB)	ERP (dBm)	Limit (dBm)
WCDMA Band IV	1712.40	1312	E2	V	123.49	18.97	9.48	5.33	23.11	33.00
				H	126.39	22.06	9.90	5.84	26.12	33.00
	1732.60	1413	E2	V	117.86	13.36	9.54	5.36	17.53	33.00
				H	123.97	19.66	9.54	5.36	23.83	33.00
	1752.60	1513	E2	V	123.82	19.34	9.61	5.40	23.54	33.00
				H	126.09	21.80	9.61	5.40	26.01	33.00

Remark :

- (1) The RBW,VBW of SPA for frequency
RBW= 5MHz , VBW= 8MHz

Measurement Result:

EUT Mode	Frequency (MHz)	CH	EUT Pol.	Antenna Pol.	SPA Reading (dBuV)	S.G. Output (dBm)	Antenna Gain (dBi)	Cable Loss (dB)	ERP (dBm)	Limit (dBm)
HSUPA Band IV	1712.40	1312	E2	V	124.21	19.69	9.48	5.33	23.83	33.00
				H	127.08	22.75	9.90	5.84	26.81	33.00
	1732.60	1413	E2	V	124.76	20.26	9.54	5.36	24.43	33.00
				H	127.60	23.29	9.54	5.36	27.46	33.00
	1752.60	1513	E2	V	124.79	20.31	9.61	5.40	24.51	33.00
				H	127.37	23.08	9.61	5.40	27.29	33.00

Remark :

- (1) The RBW,VBW of SPA for frequency
RBW= 5MHz , VBW= 8MHz

Unless otherwise stated the results shown in this test report refer only to the sample(s) tested and such sample(s) are retained for 90 days only.

除非另有說明，此報告結果僅對測試之樣品負責，同時此樣品僅保留90天。本報告未經本公司書面許可，不可部份複製。

This document is issued by the Company subject to its General Conditions of Service printed overleaf, available on request or accessible at www.sgs.com/terms_and_conditions.htm and, for electronic format documents, subject to Terms and Conditions for Electronic Documents at www.sgs.com/terms_e-document.htm. Attention is drawn to the limitation of liability, indemnification and jurisdiction issues defined therein. Any holder of this document is advised that information contained hereon reflects the Company's findings at the time of its intervention only and within the limits of Client's instructions, if any. The Company's sole responsibility is to its Client and this document does not exonerate parties to a transaction from exercising all their rights and obligations under the transaction documents. This document cannot be reproduced except in full, without prior written approval of the Company. Any unauthorized alteration, forgery or falsification of the content or appearance of this document is unlawful and offenders may be prosecuted to the fullest extent of the law.

Measurement Result:

EUT Mode	Frequency (MHz)	CH	EUT Pol.	Antenna Pol.	SPA Reading (dBuV)	S.G. Output (dBm)	Antenna Gain (dBi)	Cable Loss (dB)	ERP (dBm)	Limit (dBm)
HSDPA Band IV	1712.40	1312	E2	V	127.11	22.59	9.48	5.33	26.73	33.00
				H	124.27	19.94	9.90	5.84	24.00	33.00
	1732.60	1413	E2	V	124.95	20.45	9.54	5.36	24.62	33.00
				H	127.13	22.82	9.54	5.36	26.99	33.00
	1752.60	1513	E2	V	125.14	20.66	9.61	5.40	24.86	33.00
				H	127.29	23.00	9.61	5.40	27.21	33.00

Remark :

- (1) The RBW,VBW of SPA for frequency
RBW= 5MHz , VBW= 8MHz

Unless otherwise stated the results shown in this test report refer only to the sample(s) tested and such sample(s) are retained for 90 days only.
除非另有說明，此報告結果僅對測試之樣品負責，同時此樣品僅保留90天。本報告未經本公司書面許可，不可部份複製。

This document is issued by the Company subject to its General Conditions of Service printed overleaf, available on request or accessible at www.sgs.com/terms_and_conditions.htm and, for electronic format documents, subject to Terms and Conditions for Electronic Documents at www.sgs.com/terms_e-document.htm. Attention is drawn to the limitation of liability, indemnification and jurisdiction issues defined therein. Any holder of this document is advised that information contained hereon reflects the Company's findings at the time of its intervention only and within the limits of Client's instructions, if any. The Company's sole responsibility is to its Client and this document does not exonerate parties to a transaction from exercising all their rights and obligations under the transaction documents. This document cannot be reproduced except in full, without prior written approval of the Company. Any unauthorized alteration, forgery or falsification of the content or appearance of this document is unlawful and offenders may be prosecuted to the fullest extent of the law.

Measurement Result:

EUT Mode	Frequency (MHz)	CH	EUT Pol.	Antenna Pol.	SPA Reading (dBuV)	S.G. Output (dBm)	Antenna Gain (dBd)	Cable Loss (dB)	ERP (dBm)	Limit (dBm)
CDMA CELL	824.70	1013	E2	V	125.22	38.86	-7.88	3.63	27.35	38.45
				H	125.88	39.62	-7.88	3.63	28.12	38.45
	836.52	384	E2	V	124.64	38.38	-7.88	3.65	26.85	38.45
				H	125.48	39.25	-7.88	3.65	27.72	38.45
	848.31	777	E2	V	124.06	37.91	-7.88	3.67	26.36	38.45
				H	125.59	39.39	-7.88	3.67	27.84	38.45

Remark :

- (1) The RBW,VBW of SPA for frequency
RBW= 5MHz , VBW= 8MHz

Measurement Result:

EUT Mode	Frequency (MHz)	CH	EUT Pol.	Antenna Pol.	SPA Reading (dBuV)	S.G. Output (dBm)	Antenna Gain (dBd)	Cable Loss (dB)	ERP (dBm)	Limit (dBm)
EVDO CELL	824.7	1013	E2	V	124.40	37.08	-7.87	3.64	25.56	38.45
				H	125.75	38.09	-7.87	3.64	26.58	38.45
	836.52	384	E2	V	124.19	37.16	-7.88	3.70	25.59	38.45
				H	125.47	38.13	-7.88	3.70	26.56	38.45
	848.31	777	E2	V	123.93	37.19	-7.88	3.75	25.56	38.45
				H	125.04	38.02	-7.88	3.75	26.39	38.45

Remark :

- (1) The RBW,VBW of SPA for frequency
RBW= 5MHz , VBW= 8MHz

Unless otherwise stated the results shown in this test report refer only to the sample(s) tested and such sample(s) are retained for 90 days only.
除非另有說明，此報告結果僅對測試之樣品負責，同時此樣品僅保留90天。本報告未經本公司書面許可，不可部份複製。

This document is issued by the Company subject to its General Conditions of Service printed overleaf, available on request or accessible at www.sgs.com/terms_and_conditions.htm and, for electronic format documents, subject to Terms and Conditions for Electronic Documents at www.sgs.com/terms_e-document.htm. Attention is drawn to the limitation of liability, indemnification and jurisdiction issues defined therein. Any holder of this document is advised that information contained hereon reflects the Company's findings at the time of its intervention only and within the limits of Client's instructions, if any. The Company's sole responsibility is to its Client and this document does not exonerate parties to a transaction from exercising all their rights and obligations under the transaction documents. This document cannot be reproduced except in full, without prior written approval of the Company. Any unauthorized alteration, forgery or falsification of the content or appearance of this document is unlawful and offenders may be prosecuted to the fullest extent of the law.

Measurement Result:

EUT Mode	Frequency (MHz)	CH	EUT Pol.	Antenna Pol.	SPA Reading (dBuV)	S.G. Output (dBm)	Antenna Gain (dBi)	Cable Loss (dB)	EIRP (dBm)	Limit (dBm)
CDMA PCS	1851.25	25	E2	V	117.83	13.45	9.90	5.56	17.78	33.00
				H	122.76	18.58	9.90	5.84	22.64	33.00
	1880.00	600	E2	V	119.29	14.93	9.99	5.61	19.31	33.00
				H	123.49	19.35	9.99	5.61	23.72	33.00
	1908.75	1175	E2	V	120.64	16.31	10.07	5.66	20.72	33.00
				H	124.75	20.64	10.07	5.66	25.05	33.00

Remark :

- (1) The RBW,VBW of SPA for frequency
RBW= 5MHz , VBW= 8MHz

Measurement Result:

EUT Mode	Frequency (MHz)	CH	EUT Pol.	Antenna Pol.	SPA Reading (dBuV)	S.G. Output (dBm)	Antenna Gain (dBi)	Cable Loss (dB)	EIRP (dBm)	Limit (dBm)
EVDO PCS	1851.25	25	E2	V	117.46	10.50	9.90	5.41	14.99	33.00
				H	122.52	15.63	9.90	5.84	19.69	33.00
	1880.00	600	E2	V	119.13	12.18	9.99	5.46	16.71	33.00
				H	123.38	16.51	9.99	5.46	21.04	33.00
	1908.75	1175	E2	V	119.40	12.46	10.08	5.51	17.03	33.00
				H	123.95	17.10	10.08	5.51	21.66	33.00

Remark :

- (1) The RBW,VBW of SPA for frequency
RBW= 5MHz , VBW= 8MHz

Unless otherwise stated the results shown in this test report refer only to the sample(s) tested and such sample(s) are retained for 90 days only.
除非另有說明，此報告結果僅對測試之樣品負責，同時此樣品僅保留90天。本報告未經本公司書面許可，不可部份複製。

This document is issued by the Company subject to its General Conditions of Service printed overleaf, available on request or accessible at www.sgs.com/terms_and_conditions.htm and, for electronic format documents, subject to Terms and Conditions for Electronic Documents at www.sgs.com/terms_e-document.htm. Attention is drawn to the limitation of liability, indemnification and jurisdiction issues defined therein. Any holder of this document is advised that information contained hereon reflects the Company's findings at the time of its intervention only and within the limits of Client's instructions, if any. The Company's sole responsibility is to its Client and this document does not exonerate parties to a transaction from exercising all their rights and obligations under the transaction documents. This document cannot be reproduced except in full, without prior written approval of the Company. Any unauthorized alteration, forgery or falsification of the content or appearance of this document is unlawful and offenders may be prosecuted to the fullest extent of the law.

7. FIELD STRENGTH OF SPURIOUS RADIATION MEASUREMENT(TX)

7.1 Standard Applicable

According to FCC §2.1053,

FCC §22.917(a), §24.238(a), §27.53(g) the magnitude of each spurious and harmonic emission that can be detected when the equipment is operated under the conditions specified in the instruction manual and/ or alignment procedure, shall not be less than $43 + 10 \log$ (mean output power in watts) dBc below the mean power output outside a license's frequency block (-13dBm)

According to RSS-132 § 4.5 and RSS-133 §6.5

Out-of-Block Emissions

a. Mobile stations must comply with subsection i. below.

In the first 1.0MHz band immediately outside and adjacent to the licensee's frequency block, the power of emissions per any 1% of the emission bandwidth shall be attenuated below the transmitter output power P (in watts) by at least $43 + 10 \log (P)$, dB.

b. After the first 1.0 MHz (for equipment that complies with a.i. of this subsection) or 1.5 MHz (for equipment that complies with a.ii. of this subsection), the power of emissions shall be attenuated below the transmitter output power by at least $43 + 10 \log (P)$, dB, per any MHz of bandwidth.

(Note: If the test result using 1% of the emission bandwidth is used, then power integration over 1.0 MHz is required; alternatively, the spectrum analyser resolution and video bandwidths can be increased to 1.0 MHz for this measurement).

Out-of-Sub-band Emissions

Outside the sub-bands 1850-1910 MHz and 1930-1990 MHz, the attenuation shall be equal to or greater than the out-of-block emission limits in Section 6.5.1.

7.2 EUT Setup (Block Diagram of Configuration)

Refer to section 5.2 for details

Unless otherwise stated the results shown in this test report refer only to the sample(s) tested and such sample(s) are retained for 90 days only.
除非另有說明，此報告結果僅對測試之樣品負責，同時此樣品僅保留90天。本報告未經本公司書面許可，不可部份複製。

This document is issued by the Company subject to its General Conditions of Service printed overleaf, available on request or accessible at www.sgs.com/terms_and_conditions.htm and, for electronic format documents, subject to Terms and Conditions for Electronic Documents at www.sgs.com/terms_e-document.htm. Attention is drawn to the limitation of liability, indemnification and jurisdiction issues defined therein. Any holder of this document is advised that information contained hereon reflects the Company's findings at the time of its intervention only and within the limits of Client's instructions, if any. The Company's sole responsibility is to its Client and this document does not exonerate parties to a transaction from exercising all their rights and obligations under the transaction documents. This document cannot be reproduced except in full, without prior written approval of the Company. Any unauthorized alteration, forgery or falsification of the content or appearance of this document is unlawful and offenders may be prosecuted to the fullest extent of the law.

7.3 Measurement Procedure

The EUT was placed on a non-conductive, The measurement antenna was placed at a distance of 3 meters from the EUT. During the tests, the antenna height and the EUT azimuth were varied in order to identify the maximum level of emissions from the EUT. This maximization process was repeated with the EUT positioned in each of its three orthogonal orientations.

The frequency range up to tenth harmonic was investigated for each of three fundamental frequency (low, middle and high channels). Once spurious emission were identified, the power of the emission was determined using the substitution method.

ERP in frequency band 824.2 –848.80MHz were measured using a substitution method. The EUT was replaced by dipole antenna connected, the S.G. output was recorded and ERP was calculated as follows:

EIRP in frequency band 1850.2 –1909.8MHz were measured using a substitution method. The EUT was replaced by a horn antenna connected, the S.G. output was recorded and EIRP was calculated as follows:

The spurious emissions attenuation was calculated as the difference between radiated power at the fundamental frequency and the spurious emissions frequency.

$$\text{ERP} = \text{S.G. output (dBm)} + \text{Antenna Gain(dBd)} - \text{Cable Loss (dB)}$$

$$\text{EIRP} = \text{S.G. output (dBm)} + \text{Antenna Gain(dBi)} - \text{Cable Loss (dB)}$$

7.4 Measurement Equipment Used:

Refer to section 5.4 for details

7.5 Measurement Result

Refer to attach tabular data sheets.

Unless otherwise stated the results shown in this test report refer only to the sample(s) tested and such sample(s) are retained for 90 days only.
除非另有說明，此報告結果僅對測試之樣品負責，同時此樣品僅保留90天。本報告未經本公司書面許可，不可部份複製。

This document is issued by the Company subject to its General Conditions of Service printed overleaf, available on request or accessible at www.sgs.com/terms_and_conditions.htm and, for electronic format documents, subject to Terms and Conditions for Electronic Documents at www.sgs.com/terms_e-document.htm. Attention is drawn to the limitation of liability, indemnification and jurisdiction issues defined therein. Any holder of this document is advised that information contained hereon reflects the Company's findings at the time of its intervention only and within the limits of Client's instructions, if any. The Company's sole responsibility is to its Client and this document does not exonerate parties to a transaction from exercising all their rights and obligations under the transaction documents. This document cannot be reproduced except in full, without prior written approval of the Company. Any unauthorized alteration, forgery or falsification of the content or appearance of this document is unlawful and offenders may be prosecuted to the fullest extent of the law.

Radiated Spurious Emission Measurement Result: GPRS 850 Mode

Operation Mode : TX CH Low Mode
Fundamental Frequency : 824.20 MHz
Temperature : 25°C
Humidity : 65%

Test Date: Feb. 17, 2011
Test By: Bondi
Pol: Ver

Freq. (MHz)	SPA. Reading (dBuV)	Ant.Pol. H/V	S.G Out-put (dBm)	Antenna Gain (dB/dBi)	Cable Loss (dB)	ERP/EIRP (dBm)	Limit (dBm)	Safe Margin (dBm)
39.70	47.07	V	-54.82	-2.79	0.89	-58.50	-13.00	-45.50
154.16	34.10	V	-63.56	-7.80	1.60	-72.97	-13.00	-59.97
296.75	36.49	V	-61.87	-7.92	2.16	-71.94	-13.00	-58.94
386.96	35.55	V	-60.51	-7.65	2.47	-70.63	-13.00	-57.63
697.36	33.44	V	-55.97	-7.86	3.28	-67.11	-13.00	-54.11
823.99	81.50	V	-4.89	-7.87	3.62	-16.39	-13.00	-3.39
975.75	33.15	V	-50.88	-7.99	3.96	-62.83	-13.00	-49.83
2472.60	45.56	V	-55.45	10.08	6.53	-51.90	-13.00	-38.90
3296.80	---	V		12.17	7.71		-13.00	
4121.00	---	V		12.61	8.86		-13.00	
4945.20	---	V		12.65	9.74		-13.00	
5769.40	---	V		13.55	10.54		-13.00	
6593.60	---	V		12.05	11.30		-13.00	
7417.80	---	V		11.49	12.10		-13.00	
8242.00	---	V		11.48	12.71		-13.00	

Measurement uncertainty	30MHz - 80MHz: 5.04dB
	80MHz - 1000MHz: 3.76dB
	1GHz - 40GHz: 4.45dB

Remark :

- 1 The emission behaviors belong to narrowband spurious emission.
- 2 Remark"---" means that the emission level is too low to be measured
- 3 The result basic equation calculation is as follows:
- 4 $ERP/EIRP (dBm) = SG \text{ Setting}(dBm) + Antenna \text{ Gain} (dB/dBi) - Cable \text{ loss} (dB)$

Unless otherwise stated the results shown in this test report refer only to the sample(s) tested and such sample(s) are retained for 90 days only.
除非另有說明，此報告結果僅對測試之樣品負責，同時此樣品僅保留90天。本報告未經本公司書面許可，不可部份複製。

This document is issued by the Company subject to its General Conditions of Service printed overleaf, available on request or accessible at www.sgs.com/terms_and_conditions.htm and, for electronic format documents, subject to Terms and Conditions for Electronic Documents at www.sgs.com/terms_e-document.htm. Attention is drawn to the limitation of liability, indemnification and jurisdiction issues defined therein. Any holder of this document is advised that information contained hereon reflects the Company's findings at the time of its intervention only and within the limits of Client's instructions, if any. The Company's sole responsibility is to its Client and this document does not exonerate parties to a transaction from exercising all their rights and obligations under the transaction documents. This document cannot be reproduced except in full, without prior written approval of the Company. Any unauthorized alteration, forgery or falsification of the content or appearance of this document is unlawful and offenders may be prosecuted to the fullest extent of the law.

Radiated Spurious Emission Measurement Result: GPRS 850 Mode

Operation Mode : TX CH Low Mode Test Date: Feb. 17, 2011
Fundamental Frequency : 824.20 MHz Test By: Bondi
Temperature : 25°C Pol: Hor
Humidity : 65%

Freq. (MHz)	SPA. Reading (dBuV)	Ant.Pol. H/V	S.G Out-put (dBm)	Antenna Gain (dB/dBi)	Cable Loss (dB)	ERP/EIRP (dBm)	Limit (dBm)	Safe Margin (dBm)
41.64	44.43	H	-59.08	-2.31	0.93	-62.32	-13.00	-49.32
146.40	33.42	H	-64.73	-7.80	1.57	-74.10	-13.00	-61.10
296.75	34.17	H	-63.59	-7.92	2.16	-73.67	-13.00	-60.67
493.66	32.20	H	-61.31	-7.72	2.78	-71.81	-13.00	-58.81
700.27	32.69	H	-54.99	-7.86	3.29	-66.14	-13.00	-53.14
823.98	82.36	H	-3.91	-7.87	3.62	-15.41	-13.00	-2.41
904.94	40.65	H	-44.14	-7.95	3.80	-55.89	-13.00	-42.89
2472.60	52.50	H	-48.41	10.08	6.53	-44.86	-13.00	-31.86
3296.80	---	H		12.17	7.71		-13.00	
4121.00	---	H		12.61	8.86		-13.00	
4945.20	---	H		12.65	9.74		-13.00	
5769.40	---	H		13.55	10.54		-13.00	
6593.60	---	H		12.05	11.30		-13.00	
7417.80	---	H		11.49	12.10		-13.00	
8242.00	---	H		11.48	12.71		-13.00	

Measurement uncertainty	30MHz - 80MHz: 5.04dB
	80MHz - 1000MHz: 3.76dB
	1GHz - 40GHz: 4.45dB

Remark :

- 1 The emission behaviors belong to narrowband spurious emission.
- 2 Remark"---" means that the emission level is too low to be measured
- 3 The result basic equation calculation is as follows:
- 4 $ERP/EIRP (dBm) = SG \text{ Setting}(dBm) + Antenna \text{ Gain} (dB/dBi) - Cable \text{ loss} (dB)$

Unless otherwise stated the results shown in this test report refer only to the sample(s) tested and such sample(s) are retained for 90 days only.
除非另有說明，此報告結果僅對測試之樣品負責，同時此樣品僅保留90天。本報告未經本公司書面許可，不可部份複製。

This document is issued by the Company subject to its General Conditions of Service printed overleaf, available on request or accessible at www.sgs.com/terms_and_conditions.htm and, for electronic format documents, subject to Terms and Conditions for Electronic Documents at www.sgs.com/terms_e-document.htm. Attention is drawn to the limitation of liability, indemnification and jurisdiction issues defined therein. Any holder of this document is advised that information contained hereon reflects the Company's findings at the time of its intervention only and within the limits of Client's instructions, if any. The Company's sole responsibility is to its Client and this document does not exonerate parties to a transaction from exercising all their rights and obligations under the transaction documents. This document cannot be reproduced except in full, without prior written approval of the Company. Any unauthorized alteration, forgery or falsification of the content or appearance of this document is unlawful and offenders may be prosecuted to the fullest extent of the law.

Radiated Spurious Emission Measurement Result: GPRS 850 Mode

Operation Mode : TX CH Mid Mode
Fundamental Frequency : 836.60 MHz
Temperature : 25°C
Humidity : 65%

Test Date: Feb. 17, 2011
Test By: Bondi
Pol: Ver

Freq. (MHz)	SPA. Reading (dBuV)	Ant.Pol. H/V	S.G Out-put (dBm)	Antenna Gain (dB/dBi)	Cable Loss (dB)	ERP/EIRP (dBm)	Limit (dBm)	Safe Margin (dBm)
41.64	44.57	V	-58.08	-2.31	0.93	-61.33	-13.00	-48.33
238.55	35.08	V	-65.24	-7.88	1.93	-75.05	-13.00	-62.05
299.66	36.23	V	-62.03	-7.92	2.17	-72.12	-13.00	-59.12
400.54	35.79	V	-59.69	-7.66	2.51	-69.87	-13.00	-56.87
694.45	33.29	V	-56.09	-7.85	3.28	-67.22	-13.00	-54.22
982.54	33.19	V	-50.68	-7.99	3.98	-62.65	-13.00	-49.65
2509.80	46.34	V	-54.44	10.09	6.58	-50.94	-13.00	-37.94
3346.40	---	V		12.28	7.79		-13.00	
4183.00	---	V		12.62	8.93		-13.00	
5019.60	---	V		12.67	9.81		-13.00	
5856.20	---	V		13.68	10.62		-13.00	
6692.80	---	V		11.95	11.39		-13.00	
7529.40	---	V		11.45	12.20		-13.00	
8366.00	---	V		11.59	12.81		-13.00	

Measurement uncertainty	30MHz - 80MHz: 5.04dB
	80MHz - 1000MHz: 3.76dB
	1GHz - 40GHz: 4.45dB

Remark :

- 1 The emission behaviors belong to narrowband spurious emission.
- 2 Remark"---" means that the emission level is too low to be measured
- 3 The result basic equation calculation is as follows:
- 4 $ERP/EIRP (dBm) = SG \text{ Setting}(dBm) + Antenna \text{ Gain} (dB/dBi) - Cable \text{ loss} (dB)$

Unless otherwise stated the results shown in this test report refer only to the sample(s) tested and such sample(s) are retained for 90 days only.
除非另有說明，此報告結果僅對測試之樣品負責，同時此樣品僅保留90天。本報告未經本公司書面許可，不可部份複製。

This document is issued by the Company subject to its General Conditions of Service printed overleaf, available on request or accessible at www.sgs.com/terms_and_conditions.htm and, for electronic format documents, subject to Terms and Conditions for Electronic Documents at www.sgs.com/terms_e-document.htm. Attention is drawn to the limitation of liability, indemnification and jurisdiction issues defined therein. Any holder of this document is advised that information contained hereon reflects the Company's findings at the time of its intervention only and within the limits of Client's instructions, if any. The Company's sole responsibility is to its Client and this document does not exonerate parties to a transaction from exercising all their rights and obligations under the transaction documents. This document cannot be reproduced except in full, without prior written approval of the Company. Any unauthorized alteration, forgery or falsification of the content or appearance of this document is unlawful and offenders may be prosecuted to the fullest extent of the law.

Radiated Spurious Emission Measurement Result: GPRS 850 Mode

Operation Mode : TX CH Mid Mode
Fundamental Frequency : 836.60 MHz
Temperature : 25°C
Humidity : 65%

Test Date: Feb. 17, 2011
Test By: Bondi
Pol: Hor

Freq. (MHz)	SPA. Reading (dBuV)	Ant.Pol. H/V	S.G Out-put (dBm)	Antenna Gain (dB/dBi)	Cable Loss (dB)	ERP/EIRP (dBm)	Limit (dBm)	Safe Margin (dBm)
80.44	48.64	H	-54.96	-7.75	0.04	-62.75	-13.00	-49.75
131.85	34.15	H	-65.52	-7.79	1.51	-74.81	-13.00	-61.81
293.84	33.72	H	-64.13	-7.92	2.15	-74.20	-13.00	-61.20
495.60	32.06	H	-61.43	-7.72	2.79	-71.93	-13.00	-58.93
691.54	33.08	H	-54.90	-7.85	3.27	-66.02	-13.00	-53.02
968.96	34.17	H	-49.93	-8.00	3.94	-61.86	-13.00	-48.86
2509.80	49.03	H	-51.67	10.09	6.58	-48.17	-13.00	-35.17
3346.40	---	H		12.28	7.79		-13.00	
4183.00	---	H		12.62	8.93		-13.00	
5019.60	---	H		12.67	9.81		-13.00	
5856.20	---	H		13.68	10.62		-13.00	
6692.80	---	H		11.95	11.39		-13.00	
7529.40	---	H		11.45	12.20		-13.00	
8366.00	---	H		11.59	12.81		-13.00	

Measurement uncertainty	30MHz - 80MHz: 5.04dB
	80MHz - 1000MHz: 3.76dB
	1GHz - 40GHz: 4.45dB

Remark :

- 1 The emission behaviors belong to narrowband spurious emission.
- 2 Remark"---" means that the emission level is too low to be measured
- 3 The result basic equation calculation is as follows:
- 4 $ERP/EIRP (dBm) = SG \text{ Setting}(dBm) + Antenna \text{ Gain} (dB/dBi) - Cable \text{ loss} (dB)$

Unless otherwise stated the results shown in this test report refer only to the sample(s) tested and such sample(s) are retained for 90 days only.
除非另有說明，此報告結果僅對測試之樣品負責，同時此樣品僅保留90天。本報告未經本公司書面許可，不可部份複製。

This document is issued by the Company subject to its General Conditions of Service printed overleaf, available on request or accessible at www.sgs.com/terms_and_conditions.htm and, for electronic format documents, subject to Terms and Conditions for Electronic Documents at www.sgs.com/terms_e-document.htm. Attention is drawn to the limitation of liability, indemnification and jurisdiction issues defined therein. Any holder of this document is advised that information contained hereon reflects the Company's findings at the time of its intervention only and within the limits of Client's instructions, if any. The Company's sole responsibility is to its Client and this document does not exonerate parties to a transaction from exercising all their rights and obligations under the transaction documents. This document cannot be reproduced except in full, without prior written approval of the Company. Any unauthorized alteration, forgery or falsification of the content or appearance of this document is unlawful and offenders may be prosecuted to the fullest extent of the law.

Radiated Spurious Emission Measurement Result: GPRS 850 Mode

Operation Mode : TX CH High Mode

Test Date: Feb. 17, 2011

Fundamental Frequency : 848.80 MHz

Test By: Bondi

Temperature : 25°C

Pol: Ver

Humidity : 65%

Freq. (MHz)	SPA. Reading (dBuV)	Ant.Pol. H/V	S.G Out-put (dBm)	Antenna Gain (dB/dBi)	Cable Loss (dB)	ERP/EIRP (dBm)	Limit (dBm)	Safe Margin (dBm)
41.64	44.02	V	-58.63	-2.31	0.93	-61.88	-13.00	-48.88
148.34	34.15	V	-63.29	-7.80	1.58	-72.67	-13.00	-59.67
296.75	36.49	V	-61.87	-7.92	2.16	-71.94	-13.00	-58.94
400.54	35.10	V	-60.38	-7.66	2.51	-70.56	-13.00	-57.56
691.54	33.49	V	-55.86	-7.85	3.27	-66.98	-13.00	-53.98
848.99	81.77	V	-4.35	-7.88	3.68	-15.91	-13.00	-2.91
972.84	33.34	V	-50.75	-8.00	3.95	-62.70	-13.00	-49.70
2546.40	42.82	V	-57.82	10.20	6.63	-54.26	-13.00	-41.26
3395.20	---	V		12.38	7.87		-13.00	
4244.00	---	V		12.63	9.00		-13.00	
5092.80	---	V		12.74	9.88		-13.00	
5941.60	---	V		13.81	10.70		-13.00	
6790.40	---	V		11.86	11.48		-13.00	
7639.20	---	V		11.40	12.27		-13.00	
8488.00	---	V		11.70	12.91		-13.00	

Measurement uncertainty	30MHz - 80MHz: 5.04dB
	80MHz - 1000MHz: 3.76dB
	1GHz - 40GHz: 4.45dB

Remark :

- 1 The emission behaviors belong to narrowband spurious emission.
- 2 Remark"---" means that the emission level is too low to be measured
- 3 The result basic equation calculation is as follows:
- 4 $ERP/EIRP (dBm) = SG \text{ Setting}(dBm) + Antenna \text{ Gain} (dB/dBi) - Cable \text{ loss} (dB)$

Unless otherwise stated the results shown in this test report refer only to the sample(s) tested and such sample(s) are retained for 90 days only.
除非另有說明，此報告結果僅對測試之樣品負責，同時此樣品僅保留90天。本報告未經本公司書面許可，不可部份複製。

This document is issued by the Company subject to its General Conditions of Service printed overleaf, available on request or accessible at www.sgs.com/terms_and_conditions.htm and, for electronic format documents, subject to Terms and Conditions for Electronic Documents at www.sgs.com/terms_e-document.htm. Attention is drawn to the limitation of liability, indemnification and jurisdiction issues defined therein. Any holder of this document is advised that information contained hereon reflects the Company's findings at the time of its intervention only and within the limits of Client's instructions, if any. The Company's sole responsibility is to its Client and this document does not exonerate parties to a transaction from exercising all their rights and obligations under the transaction documents. This document cannot be reproduced except in full, without prior written approval of the Company. Any unauthorized alteration, forgery or falsification of the content or appearance of this document is unlawful and offenders may be prosecuted to the fullest extent of the law.

Radiated Spurious Emission Measurement Result: GPRS 850 Mode

Operation Mode : TX CH High Mode
Fundamental Frequency : 848.80 MHz
Temperature : 25°C
Humidity : 65%

Test Date: Feb. 17, 2011
Test By: Bondi
Pol: Hor

Freq. (MHz)	SPA. Reading (dBuV)	Ant.Pol. H/V	S.G Out-put (dBm)	Antenna Gain (dB/dBi)	Cable Loss (dB)	ERP/EIRP (dBm)	Limit (dBm)	Safe Margin (dBm)
41.64	43.86	H	-59.65	-2.31	0.93	-62.89	-13.00	-49.89
144.46	33.55	H	-64.80	-7.80	1.56	-74.16	-13.00	-61.16
293.84	33.58	H	-64.27	-7.92	2.15	-74.34	-13.00	-61.34
425.76	32.86	H	-62.26	-7.68	2.59	-72.53	-13.00	-59.53
699.30	33.61	H	-54.05	-7.86	3.29	-65.20	-13.00	-52.20
849.03	84.23	H	-1.96	-7.88	3.68	-13.52	-13.00	-0.52
907.85	36.17	H	-48.58	-7.96	3.80	-60.34	-13.00	-47.34
2546.40	42.89	H	-57.71	10.20	6.63	-54.15	-13.00	-41.15
3395.20	---	H		12.38	7.87		-13.00	
4244.00	---	H		12.63	9.00		-13.00	
5092.80	---	H		12.74	9.88		-13.00	
5941.60	---	H		13.81	10.70		-13.00	
6790.40	---	H		11.86	11.48		-13.00	
7639.20	---	H		11.40	12.27		-13.00	
8488.00	---	H		11.70	12.91		-13.00	

Measurement uncertainty	30MHz - 80MHz: 5.04dB
	80MHz - 1000MHz: 3.76dB
	1GHz - 40GHz: 4.45dB

Remark :

- 1 The emission behaviors belong to narrowband spurious emission.
- 2 Remark"---" means that the emission level is too low to be measured
- 3 The result basic equation calculation is as follows:
- 4 $ERP/EIRP (dBm) = SG \text{ Setting}(dBm) + Antenna \text{ Gain} (dB/dBi) - Cable \text{ loss} (dB)$

Unless otherwise stated the results shown in this test report refer only to the sample(s) tested and such sample(s) are retained for 90 days only.
除非另有說明，此報告結果僅對測試之樣品負責，同時此樣品僅保留90天。本報告未經本公司書面許可，不可部份複製。

This document is issued by the Company subject to its General Conditions of Service printed overleaf, available on request or accessible at www.sgs.com/terms_and_conditions.htm and, for electronic format documents, subject to Terms and Conditions for Electronic Documents at www.sgs.com/terms_e-document.htm. Attention is drawn to the limitation of liability, indemnification and jurisdiction issues defined therein. Any holder of this document is advised that information contained hereon reflects the Company's findings at the time of its intervention only and within the limits of Client's instructions, if any. The Company's sole responsibility is to its Client and this document does not exonerate parties to a transaction from exercising all their rights and obligations under the transaction documents. This document cannot be reproduced except in full, without prior written approval of the Company. Any unauthorized alteration, forgery or falsification of the content or appearance of this document is unlawful and offenders may be prosecuted to the fullest extent of the law.

Radiated Spurious Emission Measurement Result: GPRS 1900 Mode

Operation Mode : TX CH Low Mode
Fundamental Frequency : 1850.20MHz
Temperature : 25°C
Humidity : 65%

Test Date: Feb. 17, 2011
Test By: Bondi
Pol: Ver

Freq. (MHz)	SPA. Reading (dBuV)	Ant.Pol. H/V	S.G Out-put (dBm)	Antenna Gain (dB/dBi)	Cable Loss (dB)	ERP/EIRP (dBm)	Limit (dBm)	Safe Margin (dBm)
68.80	46.34	V	-65.40	-1.01	1.15	-67.55	-13.00	-54.55
148.34	34.64	V	-62.80	-7.80	1.58	-72.18	-13.00	-59.18
293.84	36.51	V	-61.94	-7.92	2.15	-72.01	-13.00	-59.01
400.54	36.36	V	-59.12	-7.66	2.51	-69.30	-13.00	-56.30
668.26	32.93	V	-56.18	-7.83	3.21	-67.22	-13.00	-54.22
934.04	32.92	V	-51.74	-7.98	3.85	-63.58	-13.00	-50.58
1850.00	77.80	V	-26.59	9.90	5.56	-22.25	-13.00	-9.25
2950.00	36.19	V	-62.93	11.37	7.18	-58.74	-13.00	-45.74
3700.40	---	V		12.61	8.31		-13.00	
5550.60	---	V		13.23	10.33		-13.00	
7400.80	---	V		11.50	12.08		-13.00	
9251.00	---	V		11.92	13.50		-13.00	
11101.20	---	V		11.66	15.11		-13.00	
12951.40	---	V		13.63	16.60		-13.00	
14801.60	---	V		12.76	17.95		-13.00	
16651.80	---	V		15.92	19.14		-13.00	
18502.00	---	V		18.75	10.40		-13.00	

Measurement uncertainty	30MHz - 80MHz: 5.04dB
	80MHz - 1000MHz: 3.76dB
	1GHz - 40GHz: 4.45dB

Remark :

- 1 The emission behaviors belong to narrowband spurious emission.
- 2 Remark"---" means that the emission level is too low to be measured
- 3 The result basic equation calculation is as follows:
- 4 $ERP/EIRP (dBm) = SG \text{ Setting}(dBm) + Antenna \text{ Gain} (dB/dBi) - Cable \text{ loss} (dB)$

Unless otherwise stated the results shown in this test report refer only to the sample(s) tested and such sample(s) are retained for 90 days only.
除非另有說明，此報告結果僅對測試之樣品負責，同時此樣品僅保留90天。本報告未經本公司書面許可，不可部份複製。

This document is issued by the Company subject to its General Conditions of Service printed overleaf, available on request or accessible at www.sgs.com/terms_and_conditions.htm and, for electronic format documents, subject to Terms and Conditions for Electronic Documents at www.sgs.com/terms_e-document.htm. Attention is drawn to the limitation of liability, indemnification and jurisdiction issues defined therein. Any holder of this document is advised that information contained hereon reflects the Company's findings at the time of its intervention only and within the limits of Client's instructions, if any. The Company's sole responsibility is to its Client and this document does not exonerate parties to a transaction from exercising all their rights and obligations under the transaction documents. This document cannot be reproduced except in full, without prior written approval of the Company. Any unauthorized alteration, forgery or falsification of the content or appearance of this document is unlawful and offenders may be prosecuted to the fullest extent of the law.

Radiated Spurious Emission Measurement Result: GPRS 1900 Mode

Operation Mode : TX CH Low Mode
Fundamental Frequency : 1850.20MHz
Temperature : 25°C
Humidity : 65%

Test Date: Feb. 17, 2011
Test By: Bondi
Pol: Hor

Freq. (MHz)	SPA. Reading (dBuV)	Ant.Pol. H/V	S.G Out-put (dBm)	Antenna Gain (dB/dBi)	Cable Loss (dB)	ERP/EIRP (dBm)	Limit (dBm)	Safe Margin (dBm)
80.44	48.37	H	-55.23	-7.75	0.04	-63.02	-13.00	-50.02
158.04	33.70	H	-64.69	-7.81	1.61	-74.11	-13.00	-61.11
282.20	34.19	H	-64.03	-7.91	2.11	-74.04	-13.00	-61.04
458.74	32.28	H	-61.53	-7.70	2.68	-71.92	-13.00	-58.92
658.56	33.18	H	-56.18	-7.82	3.18	-67.18	-13.00	-54.18
972.84	32.72	H	-51.35	-8.00	3.95	-63.30	-13.00	-50.30
1850.00	80.50	H	-23.68	9.90	5.56	-19.34	-13.00	-6.34
3418.00	35.25	H	-63.76	12.43	7.90	-59.23	-13.00	-46.23
3700.40	---	H		12.61	8.31		-13.00	
5550.60	---	H		13.23	10.33		-13.00	
7400.80	---	H		11.50	12.08		-13.00	
9251.00	---	H		11.92	13.50		-13.00	
11101.20	---	H		11.66	15.11		-13.00	
12951.40	---	H		13.63	16.60		-13.00	
14801.60	---	H		12.76	17.95		-13.00	
16651.80	---	H		15.92	19.14		-13.00	
18502.00	---	H		18.75	10.40		-13.00	

Measurement uncertainty	30MHz - 80MHz: 5.04dB
	80MHz - 1000MHz: 3.76dB
	1GHz - 40GHz: 4.45dB

Remark :

- 1 The emission behaviors belong to narrowband spurious emission.
- 2 Remark"---" means that the emission level is too low to be measured
- 3 The result basic equation calculation is as follows:
- 4 $ERP/EIRP (dBm) = SG \text{ Setting}(dBm) + Antenna \text{ Gain} (dB/dBi) - Cable \text{ loss} (dB)$

Unless otherwise stated the results shown in this test report refer only to the sample(s) tested and such sample(s) are retained for 90 days only.
除非另有說明，此報告結果僅對測試之樣品負責，同時此樣品僅保留90天。本報告未經本公司書面許可，不可部份複製。

This document is issued by the Company subject to its General Conditions of Service printed overleaf, available on request or accessible at www.sgs.com/terms_and_conditions.htm and, for electronic format documents, subject to Terms and Conditions for Electronic Documents at www.sgs.com/terms_e-document.htm. Attention is drawn to the limitation of liability, indemnification and jurisdiction issues defined therein. Any holder of this document is advised that information contained hereon reflects the Company's findings at the time of its intervention only and within the limits of Client's instructions, if any. The Company's sole responsibility is to its Client and this document does not exonerate parties to a transaction from exercising all their rights and obligations under the transaction documents. This document cannot be reproduced except in full, without prior written approval of the Company. Any unauthorized alteration, forgery or falsification of the content or appearance of this document is unlawful and offenders may be prosecuted to the fullest extent of the law.

Radiated Spurious Emission Measurement Result: GPRS 1900 Mode

Operation Mode : TX CH Mid Mode
Fundamental Frequency : 1880MHz
Temperature : 25°C
Humidity : 65%

Test Date: Feb. 17, 2011
Test By: Bondi
Pol: Ver

Freq. (MHz)	SPA. Reading (dBuV)	Ant.Pol. H/V	S.G Out-put (dBm)	Antenna Gain (dB/dBi)	Cable Loss (dB)	ERP/EIRP (dBm)	Limit (dBm)	Safe Margin (dBm)
41.64	43.33	V	-59.32	-2.31	0.93	-62.57	-13.00	-49.57
144.46	36.98	V	-60.82	-7.80	1.56	-70.18	-13.00	-57.18
299.66	37.22	V	-61.04	-7.92	2.17	-71.13	-13.00	-58.13
384.05	35.28	V	-60.90	-7.65	2.46	-71.02	-13.00	-58.02
652.74	32.38	V	-56.57	-7.81	3.17	-67.55	-13.00	-54.55
881.66	32.58	V	-52.67	-7.92	3.75	-64.34	-13.00	-51.34
3483.00	35.89	V	-62.94	12.57	8.00	-58.37	-13.00	-45.37
3760.00	---	V		12.60	8.39		-13.00	
5640.00	---	V		13.36	10.41		-13.00	
7520.00	---	V		11.45	12.19		-13.00	
9400.00	---	V		11.93	13.61		-13.00	
11280.00	---	V		11.92	15.27		-13.00	
13160.00	---	V		13.33	16.71		-13.00	
15040.00	---	V		13.76	18.15		-13.00	
16920.00	---	V		15.27	19.32		-13.00	
18800.00	---	V		18.68	16.58		-13.00	

Measurement uncertainty	30MHz - 80MHz: 5.04dB
	80MHz - 1000MHz: 3.76dB
	1GHz - 40GHz: 4.45dB

Remark :

- 1 The emission behaviors belong to narrowband spurious emission.
- 2 Remark"---" means that the emission level is too low to be measured
- 3 The result basic equation calculation is as follows:
- 4 $ERP/EIRP (dBm) = SG \text{ Setting}(dBm) + Antenna \text{ Gain} (dB/dBi) - Cable \text{ loss} (dB)$

Unless otherwise stated the results shown in this test report refer only to the sample(s) tested and such sample(s) are retained for 90 days only.
除非另有說明，此報告結果僅對測試之樣品負責，同時此樣品僅保留90天。本報告未經本公司書面許可，不可部份複製。

This document is issued by the Company subject to its General Conditions of Service printed overleaf, available on request or accessible at www.sgs.com/terms_and_conditions.htm and, for electronic format documents, subject to Terms and Conditions for Electronic Documents at www.sgs.com/terms_e-document.htm. Attention is drawn to the limitation of liability, indemnification and jurisdiction issues defined therein. Any holder of this document is advised that information contained hereon reflects the Company's findings at the time of its intervention only and within the limits of Client's instructions, if any. The Company's sole responsibility is to its Client and this document does not exonerate parties to a transaction from exercising all their rights and obligations under the transaction documents. This document cannot be reproduced except in full, without prior written approval of the Company. Any unauthorized alteration, forgery or falsification of the content or appearance of this document is unlawful and offenders may be prosecuted to the fullest extent of the law.

Radiated Spurious Emission Measurement Result: GPRS 1900 Mode

Operation Mode : TX CH Mid Mode
Fundamental Frequency : 1880MHz
Temperature : 25°C
Humidity : 65%

Test Date: Feb. 17, 2011
Test By: Bondi
Pol: Hor

Freq. (MHz)	SPA. Reading (dBuV)	Ant.Pol. H/V	S.G Out-put (dBm)	Antenna Gain (dB/dBi)	Cable Loss (dB)	ERP/EIRP (dBm)	Limit (dBm)	Safe Margin (dBm)
41.64	43.64	H	-59.87	-2.31	0.93	-63.11	-13.00	-50.11
148.34	33.50	H	-64.44	-7.80	1.58	-73.82	-13.00	-60.82
284.14	34.50	H	-63.65	-7.91	2.11	-73.68	-13.00	-60.68
483.96	32.58	H	-61.01	-7.71	2.76	-71.48	-13.00	-58.48
668.26	33.08	H	-55.88	-7.83	3.21	-66.91	-13.00	-53.91
884.57	31.77	H	-53.49	-7.93	3.76	-65.18	-13.00	-52.18
3418.00	35.29	H	-63.72	12.43	7.90	-59.19	-13.00	-46.19
3760.00	---	H		12.60	8.39		-13.00	
5640.00	---	H		13.36	10.41		-13.00	
7520.00	---	H		11.45	12.19		-13.00	
9400.00	---	H		11.93	13.61		-13.00	
11280.00	---	H		11.92	15.27		-13.00	
13160.00	---	H		13.33	16.71		-13.00	
15040.00	---	H		13.76	18.15		-13.00	
16920.00	---	H		15.27	19.32		-13.00	
18800.00	---	H		18.68	16.58		-13.00	

Measurement uncertainty	30MHz - 80MHz: 5.04dB
	80MHz - 1000MHz: 3.76dB
	1GHz - 40GHz: 4.45dB

Remark :

- 1 The emission behaviors belong to narrowband spurious emission.
- 2 Remark"---" means that the emission level is too low to be measured
- 3 The result basic equation calculation is as follows:
- 4 $ERP/EIRP (dBm) = SG \text{ Setting}(dBm) + Antenna \text{ Gain} (dB/dBi) - Cable \text{ loss} (dB)$

Unless otherwise stated the results shown in this test report refer only to the sample(s) tested and such sample(s) are retained for 90 days only.
除非另有說明，此報告結果僅對測試之樣品負責，同時此樣品僅保留90天。本報告未經本公司書面許可，不可部份複製。

This document is issued by the Company subject to its General Conditions of Service printed overleaf, available on request or accessible at www.sgs.com/terms_and_conditions.htm and, for electronic format documents, subject to Terms and Conditions for Electronic Documents at www.sgs.com/terms_e-document.htm. Attention is drawn to the limitation of liability, indemnification and jurisdiction issues defined therein. Any holder of this document is advised that information contained hereon reflects the Company's findings at the time of its intervention only and within the limits of Client's instructions, if any. The Company's sole responsibility is to its Client and this document does not exonerate parties to a transaction from exercising all their rights and obligations under the transaction documents. This document cannot be reproduced except in full, without prior written approval of the Company. Any unauthorized alteration, forgery or falsification of the content or appearance of this document is unlawful and offenders may be prosecuted to the fullest extent of the law.

Radiated Spurious Emission Measurement Result: GPRS 1900 Mode

Operation Mode : TX CH High Mode
Fundamental Frequency : 1909.8 MHz
Temperature : 25°C
Humidity : 65%

Test Date: Feb. 17, 2011
Test By: Bondi
Pol: Ver

Freq. (MHz)	SPA. Reading (dBuV)	Ant.Pol. H/V	S.G Out-put (dBm)	Antenna Gain (dB/dBi)	Cable Loss (dB)	ERP/EIRP (dBm)	Limit (dBm)	Safe Margin (dBm)
39.70	42.92	V	-58.97	-2.79	0.89	-62.65	-13.00	-49.65
154.16	33.90	V	-63.76	-7.80	1.60	-73.17	-13.00	-60.17
296.75	37.11	V	-61.25	-7.92	2.16	-71.32	-13.00	-58.32
416.06	34.31	V	-60.69	-7.67	2.56	-70.92	-13.00	-57.92
655.65	32.96	V	-56.02	-7.82	3.17	-67.01	-13.00	-54.01
883.60	31.97	V	-53.23	-7.93	3.75	-64.91	-13.00	-51.91
1910.02	76.14	V	-28.19	10.08	5.66	-23.77	-13.00	-10.77
3080.00	36.95	V	-61.96	11.69	7.37	-57.64	-13.00	-44.64
3819.60	---	V		12.60	8.47		-13.00	
5729.40	---	V		13.49	10.50		-13.00	
7639.20	---	V		11.40	12.27		-13.00	
9549.00	---	V		11.95	13.74		-13.00	
11458.80	---	V		12.17	15.43		-13.00	
13368.60	---	V		12.97	16.82		-13.00	
15278.40	---	V		15.00	18.29		-13.00	
17188.20	---	V		14.47	19.52		-13.00	
19098.00	---	V		18.66	20.78		-13.00	

Measurement uncertainty	30MHz - 80MHz: 5.04dB
	80MHz - 1000MHz: 3.76dB
	1GHz - 40GHz: 4.45dB

Remark :

- 1 The emission behaviors belong to narrowband spurious emission.
- 2 Remark"---" means that the emission level is too low to be measured
- 3 The result basic equation calculation is as follows:
- 4 $ERP/EIRP (dBm) = SG \text{ Setting}(dBm) + Antenna \text{ Gain} (dB/dBi) - Cable \text{ loss} (dB)$

Unless otherwise stated the results shown in this test report refer only to the sample(s) tested and such sample(s) are retained for 90 days only.
除非另有說明，此報告結果僅對測試之樣品負責，同時此樣品僅保留90天。本報告未經本公司書面許可，不可部份複製。

This document is issued by the Company subject to its General Conditions of Service printed overleaf, available on request or accessible at www.sgs.com/terms_and_conditions.htm and, for electronic format documents, subject to Terms and Conditions for Electronic Documents at www.sgs.com/terms_e-document.htm. Attention is drawn to the limitation of liability, indemnification and jurisdiction issues defined therein. Any holder of this document is advised that information contained hereon reflects the Company's findings at the time of its intervention only and within the limits of Client's instructions, if any. The Company's sole responsibility is to its Client and this document does not exonerate parties to a transaction from exercising all their rights and obligations under the transaction documents. This document cannot be reproduced except in full, without prior written approval of the Company. Any unauthorized alteration, forgery or falsification of the content or appearance of this document is unlawful and offenders may be prosecuted to the fullest extent of the law.

Radiated Spurious Emission Measurement Result: GPRS 1900 Mode

Operation Mode : TX CH High Mode Test Date: Feb. 17, 2011
Fundamental Frequency : 1909.8 MHz Test By: Bondi
Temperature : 25°C Pol: Hor
Humidity : 65%

Freq. (MHz)	SPA. Reading (dBuV)	Ant.Pol. H/V	S.G Out-put (dBm)	Antenna Gain (dB/dBi)	Cable Loss (dB)	ERP/EIRP (dBm)	Limit (dBm)	Safe Margin (dBm)
41.64	44.43	H	-59.08	-2.31	0.93	-62.32	-13.00	-49.32
165.80	33.82	H	-65.18	-7.81	1.63	-74.62	-13.00	-61.62
287.05	34.71	H	-63.35	-7.91	2.12	-73.39	-13.00	-60.39
485.90	32.68	H	-60.89	-7.71	2.76	-71.37	-13.00	-58.37
660.50	33.31	H	-55.97	-7.82	3.19	-66.98	-13.00	-53.98
881.66	32.27	H	-53.07	-7.92	3.75	-64.75	-13.00	-51.75
1910.00	82.22	H	-21.89	10.08	5.66	-17.47	-13.00	-4.47
3327.00	35.88	H	-63.19	12.23	7.76	-58.72	-13.00	-45.72
3819.60	---	H		12.60	8.47		-13.00	
5729.40	---	H		13.49	10.50		-13.00	
7639.20	---	H		11.40	12.27		-13.00	
9549.00	---	H		11.95	13.74		-13.00	
11458.80	---	H		12.17	15.43		-13.00	
13368.60	---	H		12.97	16.82		-13.00	
15278.40	---	H		15.00	18.29		-13.00	
17188.20	---	H		14.47	19.52		-13.00	
19098.00	---	H		18.66	20.78		-13.00	

Measurement uncertainty	30MHz - 80MHz: 5.04dB
	80MHz - 1000MHz: 3.76dB
	1GHz - 40GHz: 4.45dB

Remark :

- 1 The emission behaviors belong to narrowband spurious emission.
- 2 Remark"---" means that the emission level is too low to be measured
- 3 The result basic equation calculation is as follows:
- 4 $ERP/EIRP (dBm) = SG \text{ Setting}(dBm) + Antenna \text{ Gain} (dB/dBi) - Cable \text{ loss} (dB)$

Unless otherwise stated the results shown in this test report refer only to the sample(s) tested and such sample(s) are retained for 90 days only.
除非另有說明，此報告結果僅對測試之樣品負責，同時此樣品僅保留90天。本報告未經本公司書面許可，不可部份複製。

This document is issued by the Company subject to its General Conditions of Service printed overleaf, available on request or accessible at www.sgs.com/terms_and_conditions.htm and, for electronic format documents, subject to Terms and Conditions for Electronic Documents at www.sgs.com/terms_e-document.htm. Attention is drawn to the limitation of liability, indemnification and jurisdiction issues defined therein. Any holder of this document is advised that information contained hereon reflects the Company's findings at the time of its intervention only and within the limits of Client's instructions, if any. The Company's sole responsibility is to its Client and this document does not exonerate parties to a transaction from exercising all their rights and obligations under the transaction documents. This document cannot be reproduced except in full, without prior written approval of the Company. Any unauthorized alteration, forgery or falsification of the content or appearance of this document is unlawful and offenders may be prosecuted to the fullest extent of the law.

Radiated Spurious Emission Measurement Result: HSUPA B5 Mode

Operation Mode : TX CH Low Mode
Fundamental Frequency : 826.40MHz
Temperature : 25°C
Humidity : 65%

Test Date: Feb. 17, 2011
Test By: Bondi
Pol: Ver

Freq. (MHz)	SPA. Reading (dBuV)	Ant.Pol. H/V	S.G Out-put (dBm)	Antenna Gain (dB/dBi)	Cable Loss (dB)	ERP/EIRP (dBm)	Limit (dBm)	Safe Margin (dBm)
68.80	43.76	V	-67.98	-1.01	1.15	-70.13	-13.00	-57.13
148.34	33.62	V	-63.82	-9.94	1.58	-75.35	-13.00	-62.35
287.05	34.36	V	-64.31	-10.05	2.12	-76.49	-13.00	-63.49
483.96	33.04	V	-61.03	-9.85	2.76	-73.64	-13.00	-60.64
681.84	33.00	V	-56.25	-9.98	3.24	-69.48	-13.00	-56.48
823.96	71.67	V	-14.72	-10.01	3.62	-28.36	-13.00	-15.36
975.75	33.00	V	-51.03	-10.13	3.96	-65.12	-13.00	-52.12
1652.80	---	V		9.30	5.23		-13.00	
1975.00	---	V		10.27	5.77		-13.00	
2479.20	---	V		10.07	6.54		-13.00	
3305.60	---	V		12.19	7.73		-13.00	
4132.00	---	V		12.62	8.87		-13.00	
4237.00	35.91	V	-59.77	12.63	8.99	-56.14	-13.00	-43.14
4958.40	---	V		12.65	9.75		-13.00	
5784.80	---	V		13.58	10.55		-13.00	
6611.20	---	V		12.03	11.31		-13.00	
7437.60	---	V		11.48	12.12		-13.00	
8264.00	---	V		11.50	12.73		-13.00	

Measurement uncertainty	30MHz - 80MHz: 5.04dB
	80MHz - 1000MHz: 3.76dB
	1GHz - 40GHz: 4.45dB

Remark :

- 1 The emission behaviors belong to narrowband spurious emission.
- 2 Remark"---" means that the emission level is too low to be measured
- 3 The result basic equation calculation is as follows:
- 4 $ERP/EIRP (dBm) = SG \text{ Setting}(dBm) + Antenna \text{ Gain} (dB/dBi) - Cable \text{ loss} (dB)$

Unless otherwise stated the results shown in this test report refer only to the sample(s) tested and such sample(s) are retained for 90 days only.
除非另有說明，此報告結果僅對測試之樣品負責，同時此樣品僅保留90天。本報告未經本公司書面許可，不可部份複製。

This document is issued by the Company subject to its General Conditions of Service printed overleaf, available on request or accessible at www.sgs.com/terms_and_conditions.htm and, for electronic format documents, subject to Terms and Conditions for Electronic Documents at www.sgs.com/terms_e-document.htm. Attention is drawn to the limitation of liability, indemnification and jurisdiction issues defined therein. Any holder of this document is advised that information contained hereon reflects the Company's findings at the time of its intervention only and within the limits of Client's instructions, if any. The Company's sole responsibility is to its Client and this document does not exonerate parties to a transaction from exercising all their rights and obligations under the transaction documents. This document cannot be reproduced except in full, without prior written approval of the Company. Any unauthorized alteration, forgery or falsification of the content or appearance of this document is unlawful and offenders may be prosecuted to the fullest extent of the law.

Radiated Spurious Emission Measurement Result: HSUPA B5 Mode

Operation Mode : TX CH Low Mode
Fundamental Frequency : 826.40MHz
Temperature : 25°C
Humidity : 65%

Test Date: Feb. 17, 2011
Test By: Bondi
Pol: Hor

Freq. (MHz)	SPA. Reading (dBuV)	Ant.Pol. H/V	S.G Out-put (dBm)	Antenna Gain (dB/dBi)	Cable Loss (dB)	ERP/EIRP (dBm)	Limit (dBm)	Safe Margin (dBm)
39.70	40.52	H	-62.37	-4.93	0.89	-68.20	-13.00	-55.20
134.76	34.01	H	-65.35	-9.94	1.52	-76.81	-13.00	-63.81
289.96	32.32	H	-65.65	-10.05	2.13	-77.84	-13.00	-64.84
466.50	32.78	H	-60.96	-9.85	2.71	-73.52	-13.00	-60.52
679.90	32.28	H	-56.19	-9.98	3.24	-69.41	-13.00	-56.41
823.96	69.62	H	-16.65	-10.01	3.62	-30.29	-13.00	-17.29
963.14	32.96	H	-51.17	-10.14	3.92	-65.23	-13.00	-52.23
1652.80	---	H		9.30	5.23		-13.00	
1975.00	---	H		10.27	5.77		-13.00	
2479.20	---	H		10.07	6.54		-13.00	
3305.60	---	H		12.19	7.73		-13.00	
4132.00	---	H		12.62	8.87		-13.00	
4432.00	33.65	H	-61.48	12.65	9.22	-58.05	-13.00	-45.05
4958.40	---	H		12.65	9.75		-13.00	
5784.80	---	H		13.58	10.55		-13.00	
6611.20	---	H		12.03	11.31		-13.00	
7437.60	---	H		11.48	12.12		-13.00	
8264.00	---	H		11.50	12.73		-13.00	

Measurement uncertainty	30MHz - 80MHz: 5.04dB
	80MHz -1000MHz: 3.76dB
	1GHz - 40GHz: 4.45dB

Remark :

- 1 The emission behaviors belong to narrowband spurious emission.
- 2 Remark"---" means that the emission level is too low to be measured
- 3 The result basic equation calculation is as follows:
- 4 $ERP/EIRP (dBm) = SG \text{ Setting}(dBm) + Antenna \text{ Gain} (dB/dBi) - Cable \text{ loss} (dB)$

Unless otherwise stated the results shown in this test report refer only to the sample(s) tested and such sample(s) are retained for 90 days only.

除非另有說明，此報告結果僅對測試之樣品負責，同時此樣品僅保留90天。本報告未經本公司書面許可，不可部份複製。

This document is issued by the Company subject to its General Conditions of Service printed overleaf, available on request or accessible at www.sgs.com/terms_and_conditions.htm and, for electronic format documents, subject to Terms and Conditions for Electronic Documents at www.sgs.com/terms_e-document.htm. Attention is drawn to the limitation of liability, indemnification and jurisdiction issues defined therein. Any holder of this document is advised that information contained hereon reflects the Company's findings at the time of its intervention only and within the limits of Client's instructions, if any. The Company's sole responsibility is to its Client and this document does not exonerate parties to a transaction from exercising all their rights and obligations under the transaction documents. This document cannot be reproduced except in full, without prior written approval of the Company. Any unauthorized alteration, forgery or falsification of the content or appearance of this document is unlawful and offenders may be prosecuted to the fullest extent of the law.

Radiated Spurious Emission Measurement Result: HSUPA B5 Mode

Operation Mode : TX CH Mid Mode
Fundamental Frequency : 836MHz
Temperature : 25°C
Humidity : 65%

Test Date: Feb. 17, 2011
Test By: Bondi
Pol: Ver

Freq. (MHz)	SPA. Reading (dBuV)	Ant.Pol. H/V	S.G Out-put (dBm)	Antenna Gain (dB/dBi)	Cable Loss (dB)	ERP/EIRP (dBm)	Limit (dBm)	Safe Margin (dBm)
47.46	38.66	V	-67.02	-1.66	1.07	-69.75	-13.00	-56.75
138.64	33.69	V	-64.65	-9.94	1.54	-76.13	-13.00	-63.13
299.66	35.10	V	-63.16	-10.06	2.17	-75.39	-13.00	-62.39
481.05	32.92	V	-61.14	-9.85	2.75	-73.74	-13.00	-60.74
700.27	33.05	V	-56.38	-10.00	3.29	-69.67	-13.00	-56.67
927.25	33.18	V	-51.50	-10.12	3.84	-65.46	-13.00	-52.46
1672.00	---	V		9.36	5.27		-13.00	
2508.00	---	V		10.08	6.58		-13.00	
3344.00	---	V		12.27	7.79		-13.00	
4180.00		V	-95.90	12.62	8.93	-92.21	-13.00	-79.21
4250.00	35.75	V	-59.89	12.63	9.01	-56.27	-13.00	-43.27
5016.00	---	V		12.67	9.81		-13.00	
5852.00	---	V		13.68	10.62		-13.00	
6688.00	---	V		11.96	11.39		-13.00	
7524.00	---	V		11.45	12.20		-13.00	
8360.00	---	V		11.58	12.81		-13.00	

Measurement uncertainty	30MHz - 80MHz: 5.04dB
	80MHz - 1000MHz: 3.76dB
	1GHz - 40GHz: 4.45dB

Remark :

- 1 The emission behaviors belong to narrowband spurious emission.
- 2 Remark"---" means that the emission level is too low to be measured
- 3 The result basic equation calculation is as follows:
- 4 $ERP/EIRP \text{ (dBm)} = SG \text{ Setting (dBm)} + \text{Antenna Gain (dB/dBi)} - \text{Cable loss (dB)}$

Unless otherwise stated the results shown in this test report refer only to the sample(s) tested and such sample(s) are retained for 90 days only.
除非另有說明，此報告結果僅對測試之樣品負責，同時此樣品僅保留90天。本報告未經本公司書面許可，不可部份複製。

This document is issued by the Company subject to its General Conditions of Service printed overleaf, available on request or accessible at www.sgs.com/terms_and_conditions.htm and, for electronic format documents, subject to Terms and Conditions for Electronic Documents at www.sgs.com/terms_e-document.htm. Attention is drawn to the limitation of liability, indemnification and jurisdiction issues defined therein. Any holder of this document is advised that information contained hereon reflects the Company's findings at the time of its intervention only and within the limits of Client's instructions, if any. The Company's sole responsibility is to its Client and this document does not exonerate parties to a transaction from exercising all their rights and obligations under the transaction documents. This document cannot be reproduced except in full, without prior written approval of the Company. Any unauthorized alteration, forgery or falsification of the content or appearance of this document is unlawful and offenders may be prosecuted to the fullest extent of the law.

Radiated Spurious Emission Measurement Result: HSUPA B5 Mode

Operation Mode : TX CH Mid Mode
Fundamental Frequency : 836MHz
Temperature : 25°C
Humidity : 65%

Test Date: Feb. 17, 2011
Test By: Bondi
Pol: Hor

Freq. (MHz)	SPA. Reading (dBuV)	Ant.Pol. H/V	S.G Out-put (dBm)	Antenna Gain (dB/dBi)	Cable Loss (dB)	ERP/EIRP (dBm)	Limit (dBm)	Safe Margin (dBm)
39.70	38.08	H	-64.81	-4.93	0.89	-70.64	-13.00	-57.64
146.40	32.65	H	-65.50	-9.94	1.57	-77.01	-13.00	-64.01
293.84	33.02	H	-64.83	-10.06	2.15	-77.04	-13.00	-64.04
468.44	32.38	H	-61.35	-9.85	2.71	-73.91	-13.00	-60.91
700.27	32.38	H	-55.30	-10.00	3.29	-68.59	-13.00	-55.59
966.05	33.24	H	-50.87	-10.14	3.93	-64.94	-13.00	-51.94
1672.00	---	H		9.36	5.27		-13.00	
2508.00		H	-100.71	10.08	6.58	-97.20	-13.00	-84.20
3344.00	---	H		12.27	7.79		-13.00	
4180.00	---	H		12.62	8.93		-13.00	
4770.00	34.28	H	-59.24	12.65	9.56	-56.15	-13.00	-43.15
5016.00	---	H		12.67	9.81		-13.00	
5852.00	---	H		13.68	10.62		-13.00	
6688.00	---	H		11.96	11.39		-13.00	
7524.00	---	H		11.45	12.20		-13.00	
8360.00	---	H		11.58	12.81		-13.00	

Measurement uncertainty	30MHz - 80MHz: 5.04dB
	80MHz - 1000MHz: 3.76dB
	1GHz - 40GHz: 4.45dB

Remark :

- 1 The emission behaviors belong to narrowband spurious emission.
- 2 Remark"---" means that the emission level is too low to be measured
- 3 The result basic equation calculation is as follows:
- 4 $ERP/EIRP (dBm) = SG \text{ Setting}(dBm) + Antenna \text{ Gain} (dB/dBi) - Cable \text{ loss} (dB)$

Unless otherwise stated the results shown in this test report refer only to the sample(s) tested and such sample(s) are retained for 90 days only.
除非另有說明，此報告結果僅對測試之樣品負責，同時此樣品僅保留90天。本報告未經本公司書面許可，不可部份複製。

This document is issued by the Company subject to its General Conditions of Service printed overleaf, available on request or accessible at www.sgs.com/terms_and_conditions.htm and, for electronic format documents, subject to Terms and Conditions for Electronic Documents at www.sgs.com/terms_e-document.htm. Attention is drawn to the limitation of liability, indemnification and jurisdiction issues defined therein. Any holder of this document is advised that information contained hereon reflects the Company's findings at the time of its intervention only and within the limits of Client's instructions, if any. The Company's sole responsibility is to its Client and this document does not exonerate parties to a transaction from exercising all their rights and obligations under the transaction documents. This document cannot be reproduced except in full, without prior written approval of the Company. Any unauthorized alteration, forgery or falsification of the content or appearance of this document is unlawful and offenders may be prosecuted to the fullest extent of the law.

Radiated Spurious Emission Measurement Result: HSUPA B5 Mode

Operation Mode : TX CH High Mode
Fundamental Frequency : 846.6 MHz
Temperature : 25°C
Humidity : 65%

Test Date: Feb. 17, 2011
Test By: Bondi
Pol: Ver

Freq. (MHz)	SPA. Reading (dBuV)	Ant.Pol. H/V	S.G Out-put (dBm)	Antenna Gain (dB/dBi)	Cable Loss (dB)	ERP/EIRP (dBm)	Limit (dBm)	Safe Margin (dBm)
39.70	37.90	V	-63.99	-4.93	0.89	-69.81	-13.00	-56.81
148.34	32.74	V	-64.70	-9.94	1.58	-76.23	-13.00	-63.23
291.90	34.35	V	-64.17	-10.06	2.14	-76.36	-13.00	-63.36
400.54	35.10	V	-60.38	-9.80	2.51	-72.70	-13.00	-59.70
700.27	33.23	V	-56.20	-10.00	3.29	-69.49	-13.00	-56.49
849.05	70.35	V	-15.77	-10.02	3.68	-29.47	-13.00	-16.47
963.14	33.94	V	-50.38	-10.14	3.92	-64.43	-13.00	-51.43
1693.20	---	V		9.42	5.30		-13.00	
2539.80	---	V		10.18	6.62		-13.00	
2937.00	---	V		11.34	7.16		-13.00	
3386.40	---	V		12.36	7.85		-13.00	
4233.00	---	V		12.63	8.99		-13.00	
4523.00	34.96	V	-59.62	12.66	9.32	-56.28	-13.00	-43.28
5079.60	---	V		12.73	9.87		-13.00	
5926.20	---	V		13.79	10.69		-13.00	
6772.80	---	V		11.87	11.47		-13.00	
7619.40	---	V		11.41	12.26		-13.00	
8466.00	---	V		11.68	12.89		-13.00	

Measurement uncertainty	30MHz - 80MHz: 5.04dB
	80MHz -1000MHz: 3.76dB
	1GHz - 40GHz: 4.45dB

Remark :

- 1 The emission behaviors belong to narrowband spurious emission.
- 2 Remark"---" means that the emission level is too low to be measured
- 3 The result basic equation calculation is as follows:
- 4 $ERP/EIRP (dBm) = SG \text{ Setting}(dBm) + Antenna \text{ Gain} (dB/dBi) - Cable \text{ loss} (dB)$

Unless otherwise stated the results shown in this test report refer only to the sample(s) tested and such sample(s) are retained for 90 days only.

除非另有說明，此報告結果僅對測試之樣品負責，同時此樣品僅保留90天。本報告未經本公司書面許可，不可部份複製。

This document is issued by the Company subject to its General Conditions of Service printed overleaf, available on request or accessible at www.sgs.com/terms_and_conditions.htm and, for electronic format documents, subject to Terms and Conditions for Electronic Documents at www.sgs.com/terms_e-document.htm. Attention is drawn to the limitation of liability, indemnification and jurisdiction issues defined therein. Any holder of this document is advised that information contained hereon reflects the Company's findings at the time of its intervention only and within the limits of Client's instructions, if any. The Company's sole responsibility is to its Client and this document does not exonerate parties to a transaction from exercising all their rights and obligations under the transaction documents. This document cannot be reproduced except in full, without prior written approval of the Company. Any unauthorized alteration, forgery or falsification of the content or appearance of this document is unlawful and offenders may be prosecuted to the fullest extent of the law.

Radiated Spurious Emission Measurement Result: HSUPA B5 Mode

Operation Mode : TX CH High Mode
Fundamental Frequency : 846.6 MHz
Temperature : 25°C
Humidity : 65%

Test Date: Feb. 17, 2011
Test By: Bondi
Pol: Hor

Freq. (MHz)	SPA. Reading (dBuV)	Ant.Pol. H/V	S.G Out-put (dBm)	Antenna Gain (dB/dBi)	Cable Loss (dB)	ERP/EIRP (dBm)	Limit (dBm)	Safe Margin (dBm)
39.70	37.72	H	-65.17	-4.93	0.89	-71.00	-13.00	-58.00
148.34	31.76	H	-66.18	-9.94	1.58	-77.71	-13.00	-64.71
291.90	32.85	H	-65.06	-10.06	2.14	-77.26	-13.00	-64.26
445.16	32.61	H	-61.53	-9.84	2.65	-74.01	-13.00	-61.01
700.27	32.58	H	-55.10	-10.00	3.29	-68.39	-13.00	-55.39
849.16	72.27	H	-13.92	-10.02	3.68	-27.62	-13.00	-14.62
961.20	33.24	H	-50.90	-10.14	3.91	-64.95	-13.00	-51.95
1693.20	---	H		9.42	5.30		-13.00	
2539.80	---	H		10.18	6.62		-13.00	
2963.00	---	H		11.41	7.20		-13.00	
3386.40	---	H		12.36	7.85		-13.00	
4233.00	---	H		12.63	8.99		-13.00	
4607.50	35.01	H	-59.34	12.66	9.41	-56.08	-13.00	-43.08
5079.60	---	H		12.73	9.87		-13.00	
5926.20	---	H		13.79	10.69		-13.00	
6772.80	---	H		11.87	11.47		-13.00	
7619.40	---	H		11.41	12.26		-13.00	
8466.00	---	H		11.68	12.89		-13.00	

Measurement uncertainty	30MHz - 80MHz: 5.04dB
	80MHz -1000MHz: 3.76dB
	1GHz - 40GHz: 4.45dB

Remark :

- 1 The emission behaviors belong to narrowband spurious emission.
- 2 Remark"---" means that the emission level is too low to be measured
- 3 The result basic equation calculation is as follows:
- 4 $ERP/EIRP (dBm) = SG \text{ Setting}(dBm) + Antenna \text{ Gain} (dB/dBi) - Cable \text{ loss} (dB)$

Unless otherwise stated the results shown in this test report refer only to the sample(s) tested and such sample(s) are retained for 90 days only.

除非另有說明，此報告結果僅對測試之樣品負責，同時此樣品僅保留90天。本報告未經本公司書面許可，不可部份複製。

This document is issued by the Company subject to its General Conditions of Service printed overleaf, available on request or accessible at www.sgs.com/terms_and_conditions.htm and, for electronic format documents, subject to Terms and Conditions for Electronic Documents at www.sgs.com/terms_e-document.htm. Attention is drawn to the limitation of liability, indemnification and jurisdiction issues defined therein. Any holder of this document is advised that information contained hereon reflects the Company's findings at the time of its intervention only and within the limits of Client's instructions, if any. The Company's sole responsibility is to its Client and this document does not exonerate parties to a transaction from exercising all their rights and obligations under the transaction documents. This document cannot be reproduced except in full, without prior written approval of the Company. Any unauthorized alteration, forgery or falsification of the content or appearance of this document is unlawful and offenders may be prosecuted to the fullest extent of the law.

Radiated Spurious Emission Measurement Result: HSDPA B2 Mode

Operation Mode : TX CH Low Mode

Test Date: Feb. 17, 2011

Fundamental Frequency : 1852.40MHz

Test By: Bondi

Temperature : 25°C

Pol: Ver

Humidity : 65%

Freq. (MHz)	SPA. Reading (dBuV)	Ant.Pol. H/V	S.G Out-put (dBm)	Antenna Gain (dB/dBi)	Cable Loss (dB)	ERP/EIRP (dBm)	Limit (dBm)	Safe Margin (dBm)
78.50	48.48	V	-62.90	-2.25	1.21	-66.36	-13.00	-53.36
127.00	35.61	V	-63.81	-7.78	1.48	-73.08	-13.00	-60.08
260.86	34.53	V	-65.00	-7.90	2.03	-74.93	-13.00	-61.93
468.44	32.21	V	-61.80	-7.71	2.71	-72.22	-13.00	-59.22
679.90	31.72	V	-57.51	-7.84	3.24	-68.59	-13.00	-55.59
873.90	32.24	V	-53.22	-7.91	3.73	-64.87	-13.00	-51.87
1850.00	72.20	V	-32.19	9.90	5.56	-27.85	-13.00	-14.85
3704.80	39.30	V	-58.61	12.61	8.31	-54.32	-13.00	-41.32
5557.20	---	V		13.24	10.33		-13.00	
7409.60	---	V		11.49	12.09		-13.00	
9262.00	---	V		11.92	13.51		-13.00	
11114.40	---	V		11.68	15.12		-13.00	
12966.80	---	V		13.62	16.61		-13.00	
14819.20	---	V		12.83	17.96		-13.00	
16671.60	---	V		15.87	19.15		-13.00	
18524.00	---	V		18.74	10.86		-13.00	

Measurement uncertainty	30MHz - 80MHz: 5.04dB
	80MHz - 1000MHz: 3.76dB
	1GHz - 40GHz: 4.45dB

Remark :

- 1 The emission behaviors belong to narrowband spurious emission.
- 2 Remark"---" means that the emission level is too low to be measured
- 3 The result basic equation calculation is as follows:
- 4 $ERP/EIRP (dBm) = SG \text{ Setting}(dBm) + Antenna \text{ Gain} (dB/dBi) - Cable \text{ loss} (dB)$

Unless otherwise stated the results shown in this test report refer only to the sample(s) tested and such sample(s) are retained for 90 days only.
除非另有說明，此報告結果僅對測試之樣品負責，同時此樣品僅保留90天。本報告未經本公司書面許可，不可部份複製。

This document is issued by the Company subject to its General Conditions of Service printed overleaf, available on request or accessible at www.sgs.com/terms_and_conditions.htm and, for electronic format documents, subject to Terms and Conditions for Electronic Documents at www.sgs.com/terms_e-document.htm. Attention is drawn to the limitation of liability, indemnification and jurisdiction issues defined therein. Any holder of this document is advised that information contained hereon reflects the Company's findings at the time of its intervention only and within the limits of Client's instructions, if any. The Company's sole responsibility is to its Client and this document does not exonerate parties to a transaction from exercising all their rights and obligations under the transaction documents. This document cannot be reproduced except in full, without prior written approval of the Company. Any unauthorized alteration, forgery or falsification of the content or appearance of this document is unlawful and offenders may be prosecuted to the fullest extent of the law.

Radiated Spurious Emission Measurement Result: HSDPA B2 Mode

Operation Mode : TX CH Low Mode
Fundamental Frequency : 1852.40MHz
Temperature : 25°C
Humidity : 65%

Test Date: Feb. 17, 2011
Test By: Bondi
Pol: Hor

Freq. (MHz)	SPA. Reading (dBuV)	Ant.Pol. H/V	S.G Out-put (dBm)	Antenna Gain (dB/dBi)	Cable Loss (dB)	ERP/EIRP (dBm)	Limit (dBm)	Safe Margin (dBm)
39.70	44.50	H	-58.39	-2.79	0.89	-62.08	-13.00	-49.08
151.25	34.20	H	-63.67	-7.80	1.59	-73.06	-13.00	-60.06
241.46	38.17	H	-61.47	-7.88	1.94	-71.29	-13.00	-58.29
474.26	32.52	H	-61.16	-7.71	2.73	-71.59	-13.00	-58.59
652.74	32.23	H	-57.38	-7.81	3.17	-68.36	-13.00	-55.36
873.90	31.97	H	-53.58	-7.91	3.73	-65.23	-13.00	-52.23
1850.00	40.58	H	-63.60	9.90	5.56	-59.26	-13.00	-46.26
3704.80	---	H		12.61	8.31		-13.00	
5557.20	---	H		13.24	10.33		-13.00	
7409.60	---	H		11.49	12.09		-13.00	
9262.00	---	H		11.92	13.51		-13.00	
11114.40	---	H		11.68	15.12		-13.00	
12966.80	---	H		13.62	16.61		-13.00	
14819.20	---	H		12.83	17.96		-13.00	
16671.60	---	H		15.87	19.15		-13.00	
18524.00	---	H		18.74	10.86		-13.00	

Measurement uncertainty	30MHz - 80MHz: 5.04dB
	80MHz -1000MHz: 3.76dB
	1GHz - 40GHz: 4.45dB

Remark :

- 1 The emission behaviors belong to narrowband spurious emission.
- 2 Remark"---" means that the emission level is too low to be measured
- 3 The result basic equation calculation is as follows:
- 4 $ERP/EIRP (dBm) = SG \text{ Setting}(dBm) + Antenna \text{ Gain} (dB/dBi) - Cable \text{ loss} (dB)$

Unless otherwise stated the results shown in this test report refer only to the sample(s) tested and such sample(s) are retained for 90 days only.
除非另有說明，此報告結果僅對測試之樣品負責，同時此樣品僅保留90天。本報告未經本公司書面許可，不可部份複製。

This document is issued by the Company subject to its General Conditions of Service printed overleaf, available on request or accessible at www.sgs.com/terms_and_conditions.htm and, for electronic format documents, subject to Terms and Conditions for Electronic Documents at www.sgs.com/terms_e-document.htm. Attention is drawn to the limitation of liability, indemnification and jurisdiction issues defined therein. Any holder of this document is advised that information contained hereon reflects the Company's findings at the time of its intervention only and within the limits of Client's instructions, if any. The Company's sole responsibility is to its Client and this document does not exonerate parties to a transaction from exercising all their rights and obligations under the transaction documents. This document cannot be reproduced except in full, without prior written approval of the Company. Any unauthorized alteration, forgery or falsification of the content or appearance of this document is unlawful and offenders may be prosecuted to the fullest extent of the law.

Radiated Spurious Emission Measurement Result: HSDPA B2 Mode

Operation Mode : TX CH Mid Mode
Fundamental Frequency : 1880MHz
Temperature : 25°C
Humidity : 65%

Test Date: Feb. 17, 2011
Test By: Bondi
Pol: Ver

Freq. (MHz)	SPA. Reading (dBuV)	Ant.Pol. H/V	S.G Out-put (dBm)	Antenna Gain (dB/dBi)	Cable Loss (dB)	ERP/EIRP (dBm)	Limit (dBm)	Safe Margin (dBm)
78.50	47.42	V	-63.96	-2.25	1.21	-67.42	-13.00	-54.42
127.00	35.60	V	-63.82	-7.78	1.48	-73.09	-13.00	-60.09
291.90	34.33	V	-64.19	-7.92	2.14	-74.24	-13.00	-61.24
400.54	33.68	V	-61.80	-7.66	2.51	-71.98	-13.00	-58.98
687.66	32.56	V	-56.75	-7.85	3.26	-67.86	-13.00	-54.86
869.05	32.20	V	-53.39	-7.91	3.72	-65.02	-13.00	-52.02
3093.00	37.05	V	-61.86	11.72	7.40	-57.53	-13.00	-44.53
3760.00	---	V		12.60	8.39		-13.00	
5640.00	---	V		13.36	10.41		-13.00	
7520.00	---	V		11.45	12.19		-13.00	
9400.00	---	V		11.93	13.61		-13.00	
11280.00	---	V		11.92	15.27		-13.00	
13160.00	---	V		13.33	16.71		-13.00	
15040.00	---	V		13.76	18.15		-13.00	
16920.00	---	V		15.27	19.32		-13.00	
18800.00	---	V		18.68	16.58		-13.00	

Measurement uncertainty	30MHz - 80MHz: 5.04dB
	80MHz - 1000MHz: 3.76dB
	1GHz - 40GHz: 4.45dB

Remark :

- 1 The emission behaviors belong to narrowband spurious emission.
- 2 Remark"---" means that the emission level is too low to be measured
- 3 The result basic equation calculation is as follows:
- 4 $ERP/EIRP (dBm) = SG \text{ Setting}(dBm) + Antenna \text{ Gain} (dB/dBi) - Cable \text{ loss} (dB)$

Unless otherwise stated the results shown in this test report refer only to the sample(s) tested and such sample(s) are retained for 90 days only.
除非另有說明，此報告結果僅對測試之樣品負責，同時此樣品僅保留90天。本報告未經本公司書面許可，不可部份複製。

This document is issued by the Company subject to its General Conditions of Service printed overleaf, available on request or accessible at www.sgs.com/terms_and_conditions.htm and, for electronic format documents, subject to Terms and Conditions for Electronic Documents at www.sgs.com/terms_e-document.htm. Attention is drawn to the limitation of liability, indemnification and jurisdiction issues defined therein. Any holder of this document is advised that information contained hereon reflects the Company's findings at the time of its intervention only and within the limits of Client's instructions, if any. The Company's sole responsibility is to its Client and this document does not exonerate parties to a transaction from exercising all their rights and obligations under the transaction documents. This document cannot be reproduced except in full, without prior written approval of the Company. Any unauthorized alteration, forgery or falsification of the content or appearance of this document is unlawful and offenders may be prosecuted to the fullest extent of the law.

Radiated Spurious Emission Measurement Result: HSDPA B2 Mode

Operation Mode : TX CH Mid Mode
Fundamental Frequency : 1880MHz
Temperature : 25°C
Humidity : 65%

Test Date: Feb. 17, 2011
Test By: Bondi
Pol: Hor

Freq. (MHz)	SPA. Reading (dBuV)	Ant.Pol. H/V	S.G Out-put (dBm)	Antenna Gain (dB/dBi)	Cable Loss (dB)	ERP/EIRP (dBm)	Limit (dBm)	Safe Margin (dBm)
39.70	43.96	H	-58.93	-2.79	0.89	-62.62	-13.00	-49.62
151.25	35.11	H	-62.76	-7.80	1.59	-72.15	-13.00	-59.15
220.12	36.52	H	-64.15	-7.86	1.82	-73.83	-13.00	-60.83
456.80	32.35	H	-61.48	-7.70	2.68	-71.86	-13.00	-58.86
665.35	32.77	H	-56.31	-7.83	3.20	-67.33	-13.00	-54.33
881.66	32.31	H	-53.03	-7.92	3.75	-64.71	-13.00	-51.71
3340.00	36.45	H	-62.62	12.26	7.78	-58.13	-13.00	-45.13
3760.00	---	H		12.60	8.39		-13.00	
5640.00	---	H		13.36	10.41		-13.00	
7520.00	---	H		11.45	12.19		-13.00	
9400.00	---	H		11.93	13.61		-13.00	
11280.00	---	H		11.92	15.27		-13.00	
13160.00	---	H		13.33	16.71		-13.00	
15040.00	---	H		13.76	18.15		-13.00	
16920.00	---	H		15.27	19.32		-13.00	
18800.00	---	H		18.68	16.58		-13.00	

Measurement uncertainty	30MHz - 80MHz: 5.04dB
	80MHz - 1000MHz: 3.76dB
	1GHz - 40GHz: 4.45dB

Remark :

- 1 The emission behaviors belong to narrowband spurious emission.
- 2 Remark"---" means that the emission level is too low to be measured
- 3 The result basic equation calculation is as follows:
- 4 $ERP/EIRP (dBm) = SG \text{ Setting}(dBm) + Antenna \text{ Gain} (dB/dBi) - Cable \text{ loss} (dB)$

Unless otherwise stated the results shown in this test report refer only to the sample(s) tested and such sample(s) are retained for 90 days only.
除非另有說明，此報告結果僅對測試之樣品負責，同時此樣品僅保留90天。本報告未經本公司書面許可，不可部份複製。

This document is issued by the Company subject to its General Conditions of Service printed overleaf, available on request or accessible at www.sgs.com/terms_and_conditions.htm and, for electronic format documents, subject to Terms and Conditions for Electronic Documents at www.sgs.com/terms_e-document.htm. Attention is drawn to the limitation of liability, indemnification and jurisdiction issues defined therein. Any holder of this document is advised that information contained hereon reflects the Company's findings at the time of its intervention only and within the limits of Client's instructions, if any. The Company's sole responsibility is to its Client and this document does not exonerate parties to a transaction from exercising all their rights and obligations under the transaction documents. This document cannot be reproduced except in full, without prior written approval of the Company. Any unauthorized alteration, forgery or falsification of the content or appearance of this document is unlawful and offenders may be prosecuted to the fullest extent of the law.

Radiated Spurious Emission Measurement Result: HSDPA B2 Mode

Operation Mode : TX CH High Mode
Fundamental Frequency : 1907.6 MHz
Temperature : 25°C
Humidity : 65%

Test Date: Feb. 17, 2011
Test By: Bondi
Pol: Ver

Freq. (MHz)	SPA. Reading (dBuV)	Ant.Pol. H/V	S.G Out-put (dBm)	Antenna Gain (dB/dBi)	Cable Loss (dB)	ERP/EIRP (dBm)	Limit (dBm)	Safe Margin (dBm)
78.50	48.07	V	-63.31	-2.25	1.21	-66.77	-13.00	-53.77
127.00	38.01	V	-61.41	-7.78	1.48	-70.68	-13.00	-57.68
225.94	35.43	V	-65.37	-7.87	1.86	-75.09	-13.00	-62.09
435.46	33.28	V	-61.11	-7.69	2.62	-71.41	-13.00	-58.41
645.95	32.11	V	-56.86	-7.81	3.15	-67.82	-13.00	-54.82
878.75	31.48	V	-53.85	-7.92	3.74	-65.51	-13.00	-52.51
1910.00	72.21	V	-32.12	10.08	5.66	-27.70	-13.00	-14.70
3815.20	38.23	V	-59.18	12.60	8.46	-55.04	-13.00	-42.04
5722.80	---	V		13.48	10.49		-13.00	
7630.40	---	V		11.41	12.27		-13.00	
9538.00	---	V		11.95	13.73		-13.00	
11445.60	---	V		12.15	15.42		-13.00	
13353.20	---	V		13.00	16.81		-13.00	
15260.80	---	V		14.91	18.28		-13.00	
17168.40	---	V		14.53	19.50		-13.00	
19076.00	---	V		18.65	20.76		-13.00	

Measurement uncertainty	30MHz - 80MHz: 5.04dB
	80MHz - 1000MHz: 3.76dB
	1GHz - 40GHz: 4.45dB

Remark :

- 1 The emission behaviors belong to narrowband spurious emission.
- 2 Remark"---" means that the emission level is too low to be measured
- 3 The result basic equation calculation is as follows:
- 4 $ERP/EIRP (dBm) = SG \text{ Setting}(dBm) + Antenna \text{ Gain} (dB/dBi) - Cable \text{ loss} (dB)$

Unless otherwise stated the results shown in this test report refer only to the sample(s) tested and such sample(s) are retained for 90 days only.
除非另有說明，此報告結果僅對測試之樣品負責，同時此樣品僅保留90天。本報告未經本公司書面許可，不可部份複製。

This document is issued by the Company subject to its General Conditions of Service printed overleaf, available on request or accessible at www.sgs.com/terms_and_conditions.htm and, for electronic format documents, subject to Terms and Conditions for Electronic Documents at www.sgs.com/terms_e-document.htm. Attention is drawn to the limitation of liability, indemnification and jurisdiction issues defined therein. Any holder of this document is advised that information contained hereon reflects the Company's findings at the time of its intervention only and within the limits of Client's instructions, if any. The Company's sole responsibility is to its Client and this document does not exonerate parties to a transaction from exercising all their rights and obligations under the transaction documents. This document cannot be reproduced except in full, without prior written approval of the Company. Any unauthorized alteration, forgery or falsification of the content or appearance of this document is unlawful and offenders may be prosecuted to the fullest extent of the law.

Radiated Spurious Emission Measurement Result: HSDPA B2 Mode

Operation Mode : TX CH High Mode
Fundamental Frequency : 1907.6 MHz
Temperature : 25°C
Humidity : 65%

Test Date: Feb. 17, 2011
Test By: Bondi
Pol: Hor

Freq. (MHz)	SPA. Reading (dBuV)	Ant.Pol. H/V	S.G Out-put (dBm)	Antenna Gain (dB/dBi)	Cable Loss (dB)	ERP/EIRP (dBm)	Limit (dBm)	Safe Margin (dBm)
39.70	45.16	H	-57.73	-2.79	0.89	-61.42	-13.00	-48.42
151.25	34.60	H	-63.27	-7.80	1.59	-72.66	-13.00	-59.66
243.40	43.75	H	-55.79	-7.88	1.95	-65.63	-13.00	-52.63
425.76	32.10	H	-63.02	-7.68	2.59	-73.29	-13.00	-60.29
650.80	33.06	H	-56.63	-7.81	3.16	-67.60	-13.00	-54.60
881.66	32.14	H	-53.20	-7.92	3.75	-64.88	-13.00	-51.88
1910.00	70.21	H	-33.90	10.08	5.66	-29.48	-13.00	-16.48
3815.20	36.68	H	-60.85	12.60	8.46	-56.71	-13.00	-43.71
5722.80	---	H		13.48	10.49		-13.00	
7630.40	---	H		11.41	12.27		-13.00	
9538.00	---	H		11.95	13.73		-13.00	
11445.60	---	H		12.15	15.42		-13.00	
13353.20	---	H		13.00	16.81		-13.00	
15260.80	---	H		14.91	18.28		-13.00	
17168.40	---	H		14.53	19.50		-13.00	
19076.00	---	H		18.65	20.76		-13.00	

Measurement uncertainty	30MHz - 80MHz: 5.04dB
	80MHz - 1000MHz: 3.76dB
	1GHz - 40GHz: 4.45dB

Remark :

- 1 The emission behaviors belong to narrowband spurious emission.
- 2 Remark"---" means that the emission level is too low to be measured
- 3 The result basic equation calculation is as follows:
- 4 $ERP/EIRP (dBm) = SG \text{ Setting}(dBm) + Antenna \text{ Gain} (dB/dBi) - Cable \text{ loss} (dB)$

Unless otherwise stated the results shown in this test report refer only to the sample(s) tested and such sample(s) are retained for 90 days only.
除非另有說明，此報告結果僅對測試之樣品負責，同時此樣品僅保留90天。本報告未經本公司書面許可，不可部份複製。

This document is issued by the Company subject to its General Conditions of Service printed overleaf, available on request or accessible at www.sgs.com/terms_and_conditions.htm and, for electronic format documents, subject to Terms and Conditions for Electronic Documents at www.sgs.com/terms_e-document.htm. Attention is drawn to the limitation of liability, indemnification and jurisdiction issues defined therein. Any holder of this document is advised that information contained hereon reflects the Company's findings at the time of its intervention only and within the limits of Client's instructions, if any. The Company's sole responsibility is to its Client and this document does not exonerate parties to a transaction from exercising all their rights and obligations under the transaction documents. This document cannot be reproduced except in full, without prior written approval of the Company. Any unauthorized alteration, forgery or falsification of the content or appearance of this document is unlawful and offenders may be prosecuted to the fullest extent of the law.

Radiated Spurious Emission Measurement Result: HSUPA IV Mode

Operation Mode : TX CH Low Mode
 Fundamental Frequency : 1712.40MHz
 Temperature : 25°C
 Humidity : 65%

Test Date: May. 03, 2011
 Test By: Bondi
 Pol: Ver

Freq. (MHz)	SPA. Reading (dBuV)	Ant.Pol. H/V	S.G Out-put (dBm)	Antenna Gain (dBd/dBi)	Cable Loss (dB)	ERP/EIRP (dBm)	Limit (dBm)	Safe Margin (dBm)
160.95	37.42	V	-60.85	-7.81	1.62	-70.28	-13.00	-57.28
245.34	36.87	V	-63.20	-7.89	1.96	-73.05	-13.00	-60.05
338.46	35.04	V	-62.73	-7.70	2.32	-72.75	-13.00	-59.75
418.00	37.74	V	-57.19	-7.67	2.56	-67.43	-13.00	-54.43
621.70	33.68	V	-55.61	-7.80	3.09	-66.49	-13.00	-53.49
972.84	32.58	V	-51.51	-8.00	3.95	-63.46	-13.00	-50.46
1708.79	74.38	V	-30.15	9.47	5.33	-26.00	-13.00	-13.00
3424.80	49.43	V	-49.42	12.45	7.91	-44.88	-13.00	-31.88
5137.20	---	V		12.79	9.92		-13.00	
6849.60	---	V		11.80	11.54		-13.00	
8562.00	---	V		11.73	12.97		-13.00	
10274.40	---	V		11.85	14.50		-13.00	
11986.80	---	V		13.15	15.91		-13.00	
13699.20	---	V		12.32	17.04		-13.00	
15411.60	---	V		15.69	18.36		-13.00	
17124.00	---	V		14.68	19.47		-13.00	

Measurement uncertainty	30MHz - 80MHz: 5.04dB
	80MHz - 1000MHz: 3.76dB
	1GHz - 13GHz: 4.45dB

Remark:

- 1 The emission behaviors belong to narrowband spurious emission.
- 2 Remark"---" means that the emission level is too low to be measured
- 3 The result basic equation calculation is as follows:
- 4 $ERP/EIRP (dBm) = SG \text{ Setting}(dBm) + Antenna \text{ Gain} (dBd/dBi) - Cable \text{ loss} (dB)$

Unless otherwise stated the results shown in this test report refer only to the sample(s) tested and such sample(s) are retained for 90 days only.
 除非另有說明，此報告結果僅對測試之樣品負責，同時此樣品僅保留90天。本報告未經本公司書面許可，不可部份複製。

This document is issued by the Company subject to its General Conditions of Service printed overleaf, available on request or accessible at www.sgs.com/terms_and_conditions.htm and, for electronic format documents, subject to Terms and Conditions for Electronic Documents at www.sgs.com/terms_e-document.htm. Attention is drawn to the limitation of liability, indemnification and jurisdiction issues defined therein. Any holder of this document is advised that information contained hereon reflects the Company's findings at the time of its intervention only and within the limits of Client's instructions, if any. The Company's sole responsibility is to its Client and this document does not exonerate parties to a transaction from exercising all their rights and obligations under the transaction documents. This document cannot be reproduced except in full, without prior written approval of the Company. Any unauthorized alteration, forgery or falsification of the content or appearance of this document is unlawful and offenders may be prosecuted to the fullest extent of the law.

Radiated Spurious Emission Measurement Result: HSUPA IV Mode

Operation Mode : TX CH Low Mode
Fundamental Frequency : 1712.40MHz
Temperature : 25°C
Humidity : 65%

Test Date: May. 03, 2011
Test By: Bondi
Pol: Hor

Freq. (MHz)	SPA. Reading (dBuV)	Ant.Pol. H/V	S.G Out-put (dBm)	Antenna Gain (dBd/dBi)	Cable Loss (dB)	ERP/EIRP (dBm)	Limit (dBm)	Safe Margin (dBm)
149.31	32.91	H	-64.93	-7.80	1.59	-74.32	-13.00	-61.32
243.40	35.53	H	-64.01	-7.88	1.95	-73.85	-13.00	-60.85
322.94	34.18	H	-63.27	-7.79	2.26	-73.32	-13.00	-60.32
418.00	38.85	H	-56.67	-7.67	2.56	-66.90	-13.00	-53.90
645.95	32.76	H	-57.04	-7.81	3.15	-68.00	-13.00	-55.00
978.66	32.38	H	-51.66	-7.99	3.97	-63.62	-13.00	-50.62
1709.94	77.50	H	-26.83	9.47	5.33	-22.69	-13.00	-9.69
3424.80	50.07	H	-48.93	12.45	7.91	-44.40	-13.00	-31.40
5137.20	---	H		12.79	9.92		-13.00	
6849.60	---	H		11.80	11.54		-13.00	
8562.00	---	H		11.73	12.97		-13.00	
10274.40	---	H		11.85	14.50		-13.00	
11986.80	---	H		13.15	15.91		-13.00	
13699.20	---	H		12.32	17.04		-13.00	
15411.60	---	H		15.69	18.36		-13.00	
17124.00	---	H		14.68	19.47		-13.00	

Measurement uncertainty	30MHz - 80MHz: 5.04dB
	80MHz - 1000MHz: 3.76dB
	1GHz - 13GHz: 4.45dB

Remark:

- 1 The emission behaviors belong to narrowband spurious emission.
- 2 Remark"---" means that the emission level is too low to be measured
- 3 The result basic equation calculation is as follows:
- 4 $ERP/EIRP (dBm) = SG \text{ Setting}(dBm) + Antenna \text{ Gain} (dBd/dBi) - Cable \text{ loss} (dB)$

Unless otherwise stated the results shown in this test report refer only to the sample(s) tested and such sample(s) are retained for 90 days only.
除非另有說明，此報告結果僅對測試之樣品負責，同時此樣品僅保留90天。本報告未經本公司書面許可，不可部份複製。

This document is issued by the Company subject to its General Conditions of Service printed overleaf, available on request or accessible at www.sgs.com/terms_and_conditions.htm and, for electronic format documents, subject to Terms and Conditions for Electronic Documents at www.sgs.com/terms_e-document.htm. Attention is drawn to the limitation of liability, indemnification and jurisdiction issues defined therein. Any holder of this document is advised that information contained hereon reflects the Company's findings at the time of its intervention only and within the limits of Client's instructions, if any. The Company's sole responsibility is to its Client and this document does not exonerate parties to a transaction from exercising all their rights and obligations under the transaction documents. This document cannot be reproduced except in full, without prior written approval of the Company. Any unauthorized alteration, forgery or falsification of the content or appearance of this document is unlawful and offenders may be prosecuted to the fullest extent of the law.

Radiated Spurious Emission Measurement Result: HSUPA IV Mode

Operation Mode : TX CH Mid Mode
Fundamental Frequency : 1732.60 MHz
Temperature : 25°C
Humidity : 65%

Test Date: May. 03, 2011
Test By: Bondi
Pol: Ver

Freq. (MHz)	SPA. Reading (dBuV)	Ant.Pol. H/V	S.G Out-put (dBm)	Antenna Gain (dBd/dBi)	Cable Loss (dB)	ERP/EIRP (dBm)	Limit (dBm)	Safe Margin (dBm)
175.50	36.99	V	-62.59	-7.82	1.65	-72.06	-13.00	-59.06
248.25	36.66	V	-63.30	-7.89	1.98	-73.16	-13.00	-60.16
322.94	37.82	V	-60.15	-7.79	2.26	-70.19	-13.00	-57.19
400.54	39.10	V	-56.38	-7.66	2.51	-66.56	-13.00	-53.56
662.44	32.40	V	-56.65	-7.82	3.19	-67.66	-13.00	-54.66
968.96	33.69	V	-50.49	-8.00	3.94	-62.43	-13.00	-49.43
3464.80	---	V		12.53	7.98		-13.00	
4185.00	48.96	V	-46.92	12.62	8.93	-43.23	-13.00	-30.23
5197.20	---	V		12.85	9.98		-13.00	
6929.60	---	V		11.72	11.61		-13.00	
8662.00	---	V		11.77	13.05		-13.00	
10394.40	---	V		11.75	14.59		-13.00	
12126.80	---	V		13.35	16.03		-13.00	
13859.20	---	V		11.98	17.16		-13.00	
15591.60	---	V		16.35	18.47		-13.00	
17324.00	---	V		14.02	19.62		-13.00	

Measurement uncertainty	30MHz - 80MHz: 5.04dB
	80MHz - 1000MHz: 3.76dB
	1GHz - 13GHz: 4.45dB

Remark:

- 1 The emission behaviors belong to narrowband spurious emission.
- 2 Remark"---" means that the emission level is too low to be measured
- 3 The result basic equation calculation is as follows:
- 4 $ERP/EIRP (dBm) = SG \text{ Setting}(dBm) + Antenna \text{ Gain} (dBd/dBi) - Cable \text{ loss} (dB)$

Unless otherwise stated the results shown in this test report refer only to the sample(s) tested and such sample(s) are retained for 90 days only.
除非另有說明，此報告結果僅對測試之樣品負責，同時此樣品僅保留90天。本報告未經本公司書面許可，不可部份複製。

This document is issued by the Company subject to its General Conditions of Service printed overleaf, available on request or accessible at www.sgs.com/terms_and_conditions.htm and, for electronic format documents, subject to Terms and Conditions for Electronic Documents at www.sgs.com/terms_e-document.htm. Attention is drawn to the limitation of liability, indemnification and jurisdiction issues defined therein. Any holder of this document is advised that information contained hereon reflects the Company's findings at the time of its intervention only and within the limits of Client's instructions, if any. The Company's sole responsibility is to its Client and this document does not exonerate parties to a transaction from exercising all their rights and obligations under the transaction documents. This document cannot be reproduced except in full, without prior written approval of the Company. Any unauthorized alteration, forgery or falsification of the content or appearance of this document is unlawful and offenders may be prosecuted to the fullest extent of the law.

Radiated Spurious Emission Measurement Result: HSUPA IV Mode

Operation Mode : TX CH Mid Mode
Fundamental Frequency : 1732.60 MHz
Temperature : 25°C
Humidity : 65%

Test Date: May. 03, 2011
Test By: Bondi
Pol: Hor

Freq. (MHz)	SPA. Reading (dBuV)	Ant.Pol. H/V	S.G Out-put (dBm)	Antenna Gain (dBd/dBi)	Cable Loss (dB)	ERP/EIRP (dBm)	Limit (dBm)	Safe Margin (dBm)
165.80	35.25	H	-63.75	-7.81	1.63	-73.19	-13.00	-60.19
250.19	34.48	H	-64.73	-7.89	1.99	-74.61	-13.00	-61.61
282.20	34.64	H	-63.58	-7.91	2.11	-73.59	-13.00	-60.59
419.94	38.09	H	-57.33	-7.68	2.57	-67.57	-13.00	-54.57
652.74	33.18	H	-56.43	-7.81	3.17	-67.41	-13.00	-54.41
988.36	32.60	H	-51.38	-7.99	4.00	-63.37	-13.00	-50.37
3464.80	50.07	H	-48.91	12.53	7.98	-44.35	-13.00	-31.35
5197.20	---	H		12.85	9.98		-13.00	
6929.60	---	H		11.72	11.61		-13.00	
8662.00	---	H		11.77	13.05		-13.00	
10394.40	---	H		11.75	14.59		-13.00	
12126.80	---	H		13.35	16.03		-13.00	
13859.20	---	H		11.98	17.16		-13.00	
15591.60	---	H		16.35	18.47		-13.00	
17324.00	---	H		14.02	19.62		-13.00	

Measurement uncertainty	30MHz - 80MHz: 5.04dB
	80MHz - 1000MHz: 3.76dB
	1GHz - 13GHz: 4.45dB

Remark:

- 1 The emission behaviors belong to narrowband spurious emission.
- 2 Remark"---" means that the emission level is too low to be measured
- 3 The result basic equation calculation is as follows:
- 4 $ERP/EIRP (dBm) = SG \text{ Setting}(dBm) + Antenna \text{ Gain} (dBd/dBi) - Cable \text{ loss} (dB)$

Unless otherwise stated the results shown in this test report refer only to the sample(s) tested and such sample(s) are retained for 90 days only.
除非另有說明，此報告結果僅對測試之樣品負責，同時此樣品僅保留90天。本報告未經本公司書面許可，不可部份複製。

This document is issued by the Company subject to its General Conditions of Service printed overleaf, available on request or accessible at www.sgs.com/terms_and_conditions.htm and, for electronic format documents, subject to Terms and Conditions for Electronic Documents at www.sgs.com/terms_e-document.htm. Attention is drawn to the limitation of liability, indemnification and jurisdiction issues defined therein. Any holder of this document is advised that information contained hereon reflects the Company's findings at the time of its intervention only and within the limits of Client's instructions, if any. The Company's sole responsibility is to its Client and this document does not exonerate parties to a transaction from exercising all their rights and obligations under the transaction documents. This document cannot be reproduced except in full, without prior written approval of the Company. Any unauthorized alteration, forgery or falsification of the content or appearance of this document is unlawful and offenders may be prosecuted to the fullest extent of the law.

Radiated Spurious Emission Measurement Result: HSUPA IV Mode

Operation Mode	: TX CH High Mode	Test Date:	May. 03, 2011
Fundamental Frequency	: 1752.60 MHz	Test By:	Bondi
Temperature	: 25°C	Pol:	Ver
Humidity	: 65%		

Freq. (MHz)	SPA. Reading (dBuV)	Ant.Pol. H/V	S.G Out-put (dBm)	Antenna Gain (dBd/dBi)	Cable Loss (dB)	ERP/EIRP (dBm)	Limit (dBm)	Safe Margin (dBm)
199.75	36.64	V	-65.12	-7.84	1.71	-74.67	-13.00	-61.67
250.19	36.55	V	-63.33	-7.89	1.99	-73.21	-13.00	-60.21
316.15	39.95	V	-58.10	-7.83	2.23	-68.16	-13.00	-55.16
416.06	39.58	V	-55.42	-7.67	2.56	-65.65	-13.00	-52.65
670.20	33.00	V	-56.13	-7.83	3.21	-67.17	-13.00	-54.17
972.84	32.48	V	-51.61	-8.00	3.95	-63.56	-13.00	-50.56
1755.38	78.01	V	-26.47	9.61	5.40	-22.26	-13.00	-9.26
3505.20	49.43	V	-49.38	12.61	8.04	-44.80	-13.00	-31.80
5257.80	---	V		12.91	10.04		-13.00	
7010.40	---	V		11.65	11.69		-13.00	
8763.00	---	V		11.80	13.13		-13.00	
10515.60	---	V		11.66	14.68		-13.00	
12268.20	---	V		13.54	16.15		-13.00	
14020.80	---	V		11.67	17.28		-13.00	
15773.40	---	V		16.75	18.60		-13.00	
17526.00	---	V		13.21	19.76		-13.00	

Measurement uncertainty	30MHz - 80MHz: 5.04dB
	80MHz - 1000MHz: 3.76dB
	1GHz - 13GHz: 4.45dB

Remark:

- 1 The emission behaviors belong to narrowband spurious emission.
- 2 Remark"---" means that the emission level is too low to be measured
- 3 The result basic equation calculation is as follows:
- 4 $ERP/EIRP (dBm) = SG \text{ Setting}(dBm) + Antenna \text{ Gain} (dBd/dBi) - Cable \text{ loss} (dB)$

Unless otherwise stated the results shown in this test report refer only to the sample(s) tested and such sample(s) are retained for 90 days only.
除非另有說明，此報告結果僅對測試之樣品負責，同時此樣品僅保留90天。本報告未經本公司書面許可，不可部份複製。

This document is issued by the Company subject to its General Conditions of Service printed overleaf, available on request or accessible at www.sgs.com/terms_and_conditions.htm and, for electronic format documents, subject to Terms and Conditions for Electronic Documents at www.sgs.com/terms_e-document.htm. Attention is drawn to the limitation of liability, indemnification and jurisdiction issues defined therein. Any holder of this document is advised that information contained hereon reflects the Company's findings at the time of its intervention only and within the limits of Client's instructions, if any. The Company's sole responsibility is to its Client and this document does not exonerate parties to a transaction from exercising all their rights and obligations under the transaction documents. This document cannot be reproduced except in full, without prior written approval of the Company. Any unauthorized alteration, forgery or falsification of the content or appearance of this document is unlawful and offenders may be prosecuted to the fullest extent of the law.

Radiated Spurious Emission Measurement Result: HSUPA IV Mode

Operation Mode	: TX CH High Mode	Test Date:	May. 03, 2011
Fundamental Frequency	: 1752.60 MHz	Test By:	Bondi
Temperature	: 25°C	Pol:	Hor
Humidity	: 65%		

Freq. (MHz)	SPA. Reading (dBuV)	Ant.Pol. H/V	S.G Out-put (dBm)	Antenna Gain (dBd/dBi)	Cable Loss (dB)	ERP/EIRP (dBm)	Limit (dBm)	Safe Margin (dBm)
151.25	33.52	H	-64.35	-7.80	1.59	-73.74	-13.00	-60.74
248.25	35.38	H	-63.93	-7.89	1.98	-73.79	-13.00	-60.79
328.76	33.93	H	-63.47	-7.76	2.28	-73.50	-13.00	-60.50
416.06	39.02	H	-56.59	-7.67	2.56	-66.83	-13.00	-53.83
652.74	33.29	H	-56.32	-7.81	3.17	-67.30	-13.00	-54.30
972.84	32.71	H	-51.36	-8.00	3.95	-63.31	-13.00	-50.31
1755.06	79.78	H	-24.50	9.61	5.40	-20.30	-13.00	-7.30
3505.20	50.72	H	-48.21	12.61	8.04	-43.63	-13.00	-30.63
5257.80	---	H		12.91	10.04		-13.00	
7010.40	---	H		11.65	11.69		-13.00	
8763.00	---	H		11.80	13.13		-13.00	
10515.60	---	H		11.66	14.68		-13.00	
12268.20	---	H		13.54	16.15		-13.00	
14020.80	---	H		11.67	17.28		-13.00	
15773.40	---	H		16.75	18.60		-13.00	
17526.00	---	H		13.21	19.76		-13.00	

Measurement uncertainty	30MHz - 80MHz: 5.04dB
	80MHz - 1000MHz: 3.76dB
	1GHz - 13GHz: 4.45dB

Remark:

- 1 The emission behaviors belong to narrowband spurious emission.
- 2 Remark"---" means that the emission level is too low to be measured
- 3 The result basic equation calculation is as follows:
- 4 $ERP/EIRP (dBm) = SG \text{ Setting}(dBm) + Antenna \text{ Gain} (dBd/dBi) - Cable \text{ loss} (dB)$

Unless otherwise stated the results shown in this test report refer only to the sample(s) tested and such sample(s) are retained for 90 days only.
除非另有說明，此報告結果僅對測試之樣品負責，同時此樣品僅保留90天。本報告未經本公司書面許可，不可部份複製。

This document is issued by the Company subject to its General Conditions of Service printed overleaf, available on request or accessible at www.sgs.com/terms_and_conditions.htm and, for electronic format documents, subject to Terms and Conditions for Electronic Documents at www.sgs.com/terms_e-document.htm. Attention is drawn to the limitation of liability, indemnification and jurisdiction issues defined therein. Any holder of this document is advised that information contained hereon reflects the Company's findings at the time of its intervention only and within the limits of Client's instructions, if any. The Company's sole responsibility is to its Client and this document does not exonerate parties to a transaction from exercising all their rights and obligations under the transaction documents. This document cannot be reproduced except in full, without prior written approval of the Company. Any unauthorized alteration, forgery or falsification of the content or appearance of this document is unlawful and offenders may be prosecuted to the fullest extent of the law.

Radiated Spurious Emission Measurement Result: CDMA 2000 Cellular Mode

Operation Mode : TX CH Low
Fundamental Frequency : 824.70MHz
Temperature : 25°C
Humidity : 65%

Test Date: Feb. 17, 2011
Test By: Bondi
Pol: Ver

Freq. (MHz)	SPA. Reading (dBuV)	Ant.Pol. H/V	S.G Out-put (dBm)	Antenna Gain (dB/dBi)	Cable Loss (dB)	ERP/EIRP (dBm)	Limit (dBm)	Safe Margin (dBm)
105.66	48.55	V	-52.85	-7.76	1.39	-62.00	-13.00	-49.00
131.85	36.59	V	-62.38	-7.79	1.51	-71.67	-13.00	-58.67
228.85	36.01	V	-64.68	-7.87	1.87	-74.42	-13.00	-61.42
384.05	34.04	V	-62.14	-7.65	2.46	-72.26	-13.00	-59.26
493.66	33.18	V	-60.93	-7.72	2.78	-71.43	-13.00	-58.43
648.86	32.81	V	-56.12	-7.81	3.16	-67.09	-13.00	-54.09
824.00	79.91	V	-6.48	-7.87	3.62	-17.98	-13.00	-4.98
1649.40	---	V		9.29	5.23		-13.00	
2474.10	---	V		10.08	6.53		-13.00	
3298.80	41.68	V	-57.19	12.17	7.72	-52.73	-13.00	-39.73
4123.50	---	V		12.61	8.86		-13.00	
4948.20	---	V		12.65	9.74		-13.00	
5772.90	---	V		13.56	10.54		-13.00	
6597.60	---	V		12.04	11.30		-13.00	
7422.30	---	V		11.49	12.10		-13.00	
8247.00	---	V		11.48	12.72		-13.00	

Measurement uncertainty	30MHz - 80MHz: 5.04dB
	80MHz - 1000MHz: 3.76dB
	1GHz - 13GHz: 4.45dB

Remark:

- 1 The emission behaviors belong to narrowband spurious emission.
- 2 Remark"---" means that the emission level is too low to be measured
- 3 The result basic equation calculation is as follows:
- 4 $ERP/EIRP (dBm) = SG \text{ Setting}(dBm) + Antenna \text{ Gain} (dB/dBi) - Cable \text{ loss} (dB)$

Unless otherwise stated the results shown in this test report refer only to the sample(s) tested and such sample(s) are retained for 90 days only.
除非另有說明，此報告結果僅對測試之樣品負責，同時此樣品僅保留90天。本報告未經本公司書面許可，不可部份複製。

This document is issued by the Company subject to its General Conditions of Service printed overleaf, available on request or accessible at www.sgs.com/terms_and_conditions.htm and, for electronic format documents, subject to Terms and Conditions for Electronic Documents at www.sgs.com/terms_e-document.htm. Attention is drawn to the limitation of liability, indemnification and jurisdiction issues defined therein. Any holder of this document is advised that information contained hereon reflects the Company's findings at the time of its intervention only and within the limits of Client's instructions, if any. The Company's sole responsibility is to its Client and this document does not exonerate parties to a transaction from exercising all their rights and obligations under the transaction documents. This document cannot be reproduced except in full, without prior written approval of the Company. Any unauthorized alteration, forgery or falsification of the content or appearance of this document is unlawful and offenders may be prosecuted to the fullest extent of the law.

Radiated Spurious Emission Measurement Result: CDMA 2000 Cellular Mode

Operation Mode : TX CH Low
Fundamental Frequency : 824.70MHz
Temperature : 25°C
Humidity : 65%

Test Date: Feb. 17, 2011
Test By: Bondi
Pol: Hor

Freq. (MHz)	SPA. Reading (dBuV)	Ant.Pol. H/V	S.G Out-put (dBm)	Antenna Gain (dB/dBi)	Cable Loss (dB)	ERP/EIRP (dBm)	Limit (dBm)	Safe Margin (dBm)
93.05	46.66	H	-56.85	-7.75	1.30	-65.90	-13.00	-52.90
105.66	47.11	H	-55.30	-7.76	1.39	-64.45	-13.00	-51.45
148.34	34.30	H	-63.64	-7.80	1.58	-73.02	-13.00	-60.02
293.84	35.22	H	-62.63	-7.92	2.15	-72.70	-13.00	-59.70
471.35	32.93	H	-60.77	-7.71	2.72	-71.20	-13.00	-58.20
629.46	32.42	H	-57.70	-7.80	3.11	-68.61	-13.00	-55.61
824.00	78.05	H	-8.22	-7.87	3.62	-19.72	-13.00	-6.72
1649.40	---	H		9.29	5.23		-13.00	
2474.10	38.15	H	-62.75	10.08	6.53	-59.21	-13.00	-46.21
3298.80	---	H		12.17	7.72		-13.00	
4123.50	---	H		12.61	8.86		-13.00	
4948.20	---	H		12.65	9.74		-13.00	
5772.90	---	H		13.56	10.54		-13.00	
6597.60	---	H		12.04	11.30		-13.00	
7422.30	---	H		11.49	12.10		-13.00	
8247.00	---	H		11.48	12.72		-13.00	

Measurement uncertainty	30MHz - 80MHz: 5.04dB
	80MHz -1000MHz: 3.76dB
	1GHz - 13GHz: 4.45dB

Remark:

- 1 The emission behaviors belong to narrowband spurious emission.
- 2 Remark"---" means that the emission level is too low to be measured
- 3 The result basic equation calculation is as follows:
- 4 $ERP/EIRP (dBm) = SG \text{ Setting}(dBm) + Antenna \text{ Gain} (dB/dBi) - Cable \text{ loss} (dB)$

Unless otherwise stated the results shown in this test report refer only to the sample(s) tested and such sample(s) are retained for 90 days only.
除非另有說明，此報告結果僅對測試之樣品負責，同時此樣品僅保留90天。本報告未經本公司書面許可，不可部份複製。

This document is issued by the Company subject to its General Conditions of Service printed overleaf, available on request or accessible at www.sgs.com/terms_and_conditions.htm and, for electronic format documents, subject to Terms and Conditions for Electronic Documents at www.sgs.com/terms_e-document.htm. Attention is drawn to the limitation of liability, indemnification and jurisdiction issues defined therein. Any holder of this document is advised that information contained hereon reflects the Company's findings at the time of its intervention only and within the limits of Client's instructions, if any. The Company's sole responsibility is to its Client and this document does not exonerate parties to a transaction from exercising all their rights and obligations under the transaction documents. This document cannot be reproduced except in full, without prior written approval of the Company. Any unauthorized alteration, forgery or falsification of the content or appearance of this document is unlawful and offenders may be prosecuted to the fullest extent of the law.

Radiated Spurious Emission Measurement Result: CDMA 2000 Cellular Mode

Operation Mode : TX CH Mid
Fundamental Frequency : 836.52MHz
Temperature : 25°C
Humidity : 65%

Test Date: Feb. 17, 2011
Test By: Bondi
Pol: Ver

Freq. (MHz)	SPA. Reading (dBuV)	Ant.Pol. H/V	S.G Out-put (dBm)	Antenna Gain (dB/dBi)	Cable Loss (dB)	ERP/EIRP (dBm)	Limit (dBm)	Safe Margin (dBm)
105.66	48.15	V	-53.25	-7.76	1.39	-62.40	-13.00	-49.40
146.40	35.40	V	-62.22	-7.80	1.57	-71.59	-13.00	-58.59
248.25	36.13	V	-63.83	-7.89	1.98	-73.69	-13.00	-60.69
335.55	35.28	V	-62.53	-7.72	2.31	-72.56	-13.00	-59.56
450.98	32.27	V	-61.66	-7.70	2.66	-72.03	-13.00	-59.03
655.65	32.73	V	-56.25	-7.82	3.17	-67.24	-13.00	-54.24
1673.04	---	V		9.36	5.27		-13.00	
2509.56	---	V		10.09	6.58		-13.00	
3346.08	41.08	V	-57.78	12.27	7.79	-53.30	-13.00	-40.30
4182.60	---	V		12.62	8.93		-13.00	
5019.12	---	V		12.67	9.81		-13.00	
5855.64	---	V		13.68	10.62		-13.00	
6692.16	---	V		11.95	11.39		-13.00	
7528.68	---	V		11.45	12.20		-13.00	
8365.20	---	V		11.59	12.81		-13.00	

Measurement uncertainty	30MHz - 80MHz: 5.04dB
	80MHz -1000MHz: 3.76dB
	1GHz - 13GHz: 4.45dB

Remark:

- 1 The emission behaviors belong to narrowband spurious emission.
- 2 Remark”---“ means that the emission level is too low to be measured
- 3 The result basic equation calculation is as follows:
- 4 $ERP/EIRP (dBm) = SG \text{ Setting}(dBm) + Antenna \text{ Gain} (dB/dBi) - Cable \text{ loss} (dB)$

Unless otherwise stated the results shown in this test report refer only to the sample(s) tested and such sample(s) are retained for 90 days only.
除非另有說明，此報告結果僅對測試之樣品負責，同時此樣品僅保留90天。本報告未經本公司書面許可，不可部份複製。

This document is issued by the Company subject to its General Conditions of Service printed overleaf, available on request or accessible at www.sgs.com/terms_and_conditions.htm and, for electronic format documents, subject to Terms and Conditions for Electronic Documents at www.sgs.com/terms_e-document.htm. Attention is drawn to the limitation of liability, indemnification and jurisdiction issues defined therein. Any holder of this document is advised that information contained hereon reflects the Company's findings at the time of its intervention only and within the limits of Client's instructions, if any. The Company's sole responsibility is to its Client and this document does not exonerate parties to a transaction from exercising all their rights and obligations under the transaction documents. This document cannot be reproduced except in full, without prior written approval of the Company. Any unauthorized alteration, forgery or falsification of the content or appearance of this document is unlawful and offenders may be prosecuted to the fullest extent of the law.

Radiated Spurious Emission Measurement Result: CDMA 2000 Cellular Mode

Operation Mode : TX CH Mid
Fundamental Frequency : 836.52MHz
Temperature : 25°C
Humidity : 65%

Test Date: Feb. 17, 2011
Test By: Bondi
Pol: Hor

Freq. (MHz)	SPA. Reading (dBuV)	Ant.Pol. H/V	S.G Out-put (dBm)	Antenna Gain (dB/dBi)	Cable Loss (dB)	ERP/EIRP (dBm)	Limit (dBm)	Safe Margin (dBm)
105.66	47.02	H	-55.39	-7.76	1.39	-64.54	-13.00	-51.54
146.40	34.48	H	-63.67	-7.80	1.57	-73.04	-13.00	-60.04
287.05	35.74	H	-62.32	-7.91	2.12	-72.36	-13.00	-59.36
400.54	33.02	H	-63.38	-7.66	2.51	-73.55	-13.00	-60.55
483.96	33.01	H	-60.58	-7.71	2.76	-71.05	-13.00	-58.05
709.00	33.62	H	-55.69	-7.86	3.32	-66.88	-13.00	-53.88
1673.04	---	H		9.36	5.27		-13.00	
2509.56	38.27	H	-62.43	10.09	6.58	-58.93	-13.00	-45.93
3346.08	---	H		12.27	7.79		-13.00	
4182.60	---	H		12.62	8.93		-13.00	
5019.12	---	H		12.67	9.81		-13.00	
5855.64	---	H		13.68	10.62		-13.00	
6692.16	---	H		11.95	11.39		-13.00	
7528.68	---	H		11.45	12.20		-13.00	
8365.20	---	H		11.59	12.81		-13.00	

Measurement uncertainty	30MHz - 80MHz: 5.04dB
	80MHz -1000MHz: 3.76dB
	1GHz - 13GHz: 4.45dB

Remark:

- 1 The emission behaviors belong to narrowband spurious emission.
- 2 Remark"---" means that the emission level is too low to be measured
- 3 The result basic equation calculation is as follows:
- 4 $ERP/EIRP (dBm) = SG \text{ Setting}(dBm) + Antenna \text{ Gain} (dB/dBi) - Cable \text{ loss} (dB)$

Unless otherwise stated the results shown in this test report refer only to the sample(s) tested and such sample(s) are retained for 90 days only.
除非另有說明，此報告結果僅對測試之樣品負責，同時此樣品僅保留90天。本報告未經本公司書面許可，不可部份複製。

This document is issued by the Company subject to its General Conditions of Service printed overleaf, available on request or accessible at www.sgs.com/terms_and_conditions.htm and, for electronic format documents, subject to Terms and Conditions for Electronic Documents at www.sgs.com/terms_e-document.htm. Attention is drawn to the limitation of liability, indemnification and jurisdiction issues defined therein. Any holder of this document is advised that information contained hereon reflects the Company's findings at the time of its intervention only and within the limits of Client's instructions, if any. The Company's sole responsibility is to its Client and this document does not exonerate parties to a transaction from exercising all their rights and obligations under the transaction documents. This document cannot be reproduced except in full, without prior written approval of the Company. Any unauthorized alteration, forgery or falsification of the content or appearance of this document is unlawful and offenders may be prosecuted to the fullest extent of the law.

Radiated Spurious Emission Measurement Result: CDMA 2000 Cellular Mode

Operation Mode : TX CH High
Fundamental Frequency : 848.31MHz
Temperature : 25°C
Humidity : 65%

Test Date: Feb. 17, 2011
Test By: Bondi
Pol: Ver

Freq. (MHz)	SPA. Reading (dBuV)	Ant.Pol. H/V	S.G Out-put (dBm)	Antenna Gain (dB/dBi)	Cable Loss (dB)	ERP/EIRP (dBm)	Limit (dBm)	Safe Margin (dBm)
105.66	48.75	V	-52.65	-7.76	1.39	-61.80	-13.00	-48.80
128.94	36.63	V	-62.61	-7.78	1.49	-71.89	-13.00	-58.89
251.16	34.74	V	-65.11	-7.89	1.99	-75.00	-13.00	-62.00
435.46	33.65	V	-60.74	-7.69	2.62	-71.04	-13.00	-58.04
551.86	33.42	V	-58.96	-7.76	2.96	-69.69	-13.00	-56.69
710.00	32.79	V	-56.18	-7.86	3.33	-67.37	-13.00	-54.37
849.00	79.04	V	-7.08	-7.88	3.68	-18.64	-13.00	-5.64
1696.62	---	V		9.43	5.31		-13.00	
2544.93	39.24	V	-61.41	10.19	6.63	-57.85	-13.00	-44.85
3393.24	40.57	V	-58.28	12.38	7.86	-53.77	-13.00	-40.77
4241.55	---	V		12.63	9.00		-13.00	
5089.86	---	V		12.74	9.88		-13.00	
5938.17	---	V		13.81	10.70		-13.00	
6786.48	---	V		11.86	11.48		-13.00	
7634.79	---	V		11.41	12.27		-13.00	
8483.10	---	V		11.69	12.91		-13.00	

Measurement uncertainty	30MHz - 80MHz: 5.04dB
	80MHz - 1000MHz: 3.76dB
	1GHz - 13GHz: 4.45dB

Remark:

- 1 The emission behaviors belong to narrowband spurious emission.
- 2 Remark"---" means that the emission level is too low to be measured
- 3 The result basic equation calculation is as follows:
- 4 $ERP/EIRP\ (dBm) = SG\ Setting(dBm) + Antenna\ Gain\ (dB/dBi) - Cable\ loss\ (dB)$

Unless otherwise stated the results shown in this test report refer only to the sample(s) tested and such sample(s) are retained for 90 days only.
除非另有說明，此報告結果僅對測試之樣品負責，同時此樣品僅保留90天。本報告未經本公司書面許可，不可部份複製。

This document is issued by the Company subject to its General Conditions of Service printed overleaf, available on request or accessible at www.sgs.com/terms_and_conditions.htm and, for electronic format documents, subject to Terms and Conditions for Electronic Documents at www.sgs.com/terms_e-document.htm. Attention is drawn to the limitation of liability, indemnification and jurisdiction issues defined therein. Any holder of this document is advised that information contained hereon reflects the Company's findings at the time of its intervention only and within the limits of Client's instructions, if any. The Company's sole responsibility is to its Client and this document does not exonerate parties to a transaction from exercising all their rights and obligations under the transaction documents. This document cannot be reproduced except in full, without prior written approval of the Company. Any unauthorized alteration, forgery or falsification of the content or appearance of this document is unlawful and offenders may be prosecuted to the fullest extent of the law.

Radiated Spurious Emission Measurement Result: CDMA 2000 Cellular Mode

Operation Mode : TX CH High
Fundamental Frequency : 848.31MHz
Temperature : 25°C
Humidity : 65%

Test Date: Feb. 17, 2011
Test By: Bondi
Pol: Hor

Freq. (MHz)	SPA. Reading (dBuV)	Ant.Pol. H/V	S.G Out-put (dBm)	Antenna Gain (dB/dBi)	Cable Loss (dB)	ERP/EIRP (dBm)	Limit (dBm)	Safe Margin (dBm)
105.66	47.78	H	-54.63	-7.76	1.39	-63.78	-13.00	-50.78
160.95	34.72	H	-63.90	-7.81	1.62	-73.32	-13.00	-60.32
272.50	35.13	H	-63.39	-7.90	2.07	-73.36	-13.00	-60.36
434.49	33.10	H	-61.58	-7.69	2.61	-71.88	-13.00	-58.88
607.15	32.39	H	-58.17	-7.79	3.05	-69.01	-13.00	-56.01
677.96	33.12	H	-55.43	-7.84	3.23	-66.50	-13.00	-53.50
850.00	81.50	H	-4.69	-7.88	3.68	-16.25	-13.00	-3.25
1696.62	---	H		9.43	5.31		-13.00	
2544.93	41.32	H	-59.28	10.19	6.63	-55.72	-13.00	-42.72
3393.24	---	H		12.38	7.86		-13.00	
4241.55	---	H		12.63	9.00		-13.00	
5089.86	---	H		12.74	9.88		-13.00	
5938.17	---	H		13.81	10.70		-13.00	
6786.48	---	H		11.86	11.48		-13.00	
7634.79	---	H		11.41	12.27		-13.00	
8483.10	---	H		11.69	12.91		-13.00	

Measurement uncertainty	30MHz - 80MHz: 5.04dB
	80MHz - 1000MHz: 3.76dB
	1GHz - 13GHz: 4.45dB

Remark:

- 1 The emission behaviors belong to narrowband spurious emission.
- 2 Remark"---" means that the emission level is too low to be measured
- 3 The result basic equation calculation is as follows:
- 4 $ERP/EIRP (dBm) = SG \text{ Setting}(dBm) + Antenna \text{ Gain} (dB/dBi) - Cable \text{ loss} (dB)$

Unless otherwise stated the results shown in this test report refer only to the sample(s) tested and such sample(s) are retained for 90 days only.
除非另有說明，此報告結果僅對測試之樣品負責，同時此樣品僅保留90天。本報告未經本公司書面許可，不可部份複製。

This document is issued by the Company subject to its General Conditions of Service printed overleaf, available on request or accessible at www.sgs.com/terms_and_conditions.htm and, for electronic format documents, subject to Terms and Conditions for Electronic Documents at www.sgs.com/terms_e-document.htm. Attention is drawn to the limitation of liability, indemnification and jurisdiction issues defined therein. Any holder of this document is advised that information contained hereon reflects the Company's findings at the time of its intervention only and within the limits of Client's instructions, if any. The Company's sole responsibility is to its Client and this document does not exonerate parties to a transaction from exercising all their rights and obligations under the transaction documents. This document cannot be reproduced except in full, without prior written approval of the Company. Any unauthorized alteration, forgery or falsification of the content or appearance of this document is unlawful and offenders may be prosecuted to the fullest extent of the law.

Radiated Spurious Emission Measurement Result: CDMA 2000 PCS Mode

Operation Mode : TX CH Low
Fundamental Frequency : 1851.25MHz
Temperature : 25°C
Humidity : 65%

Test Date: Feb. 17, 2011
Test By: Bondi
Pol: Ver

Freq. (MHz)	SPA. Reading (dBuV)	Ant.Pol. H/V	S.G Out-put (dBm)	Antenna Gain (dB/dBi)	Cable Loss (dB)	ERP/EIRP (dBm)	Limit (dBm)	Safe Margin (dBm)
105.66	49.27	V	-52.13	-7.76	1.39	-61.28	-13.00	-48.28
134.76	36.77	V	-61.93	-7.79	1.52	-71.24	-13.00	-58.24
245.34	35.62	V	-64.45	-7.89	1.96	-74.30	-13.00	-61.30
332.64	36.95	V	-60.90	-7.74	2.29	-70.93	-13.00	-57.93
563.50	32.95	V	-58.75	-7.77	2.98	-69.50	-13.00	-56.50
742.95	32.58	V	-54.86	-7.87	3.44	-66.17	-13.00	-53.17
1850.00	68.14	V	-36.25	9.90	5.56	-31.91	-13.00	-18.91
3702.50	43.24	V	-54.68	12.61	8.31	-50.38	-13.00	-37.38
5553.75	---	V		13.23	10.33		-13.00	
7405.00	---	V		11.50	12.09		-13.00	
9256.25	---	V		11.92	13.50		-13.00	
11107.50	---	V		11.67	15.12		-13.00	
12958.75	---	V		13.62	16.61		-13.00	
14810.00	---	V		12.79	17.96		-13.00	
16661.25	---	V		15.89	19.14		-13.00	
18512.50	---	V		18.75	10.62		-13.00	

Measurement uncertainty	30MHz - 80MHz: 5.04dB
	80MHz - 1000MHz: 3.76dB
	1GHz - 13GHz: 4.45dB

Remark:

- 1 The emission behaviors belong to narrowband spurious emission.
- 2 Remark"---" means that the emission level is too low to be measured
- 3 The result basic equation calculation is as follows:
- 4 $ERP/EIRP (dBm) = SG \text{ Setting}(dBm) + Antenna \text{ Gain} (dB/dBi) - Cable \text{ loss} (dB)$

Unless otherwise stated the results shown in this test report refer only to the sample(s) tested and such sample(s) are retained for 90 days only.
除非另有說明，此報告結果僅對測試之樣品負責，同時此樣品僅保留90天。本報告未經本公司書面許可，不可部份複製。

This document is issued by the Company subject to its General Conditions of Service printed overleaf, available on request or accessible at www.sgs.com/terms_and_conditions.htm and, for electronic format documents, subject to Terms and Conditions for Electronic Documents at www.sgs.com/terms_e-document.htm. Attention is drawn to the limitation of liability, indemnification and jurisdiction issues defined therein. Any holder of this document is advised that information contained hereon reflects the Company's findings at the time of its intervention only and within the limits of Client's instructions, if any. The Company's sole responsibility is to its Client and this document does not exonerate parties to a transaction from exercising all their rights and obligations under the transaction documents. This document cannot be reproduced except in full, without prior written approval of the Company. Any unauthorized alteration, forgery or falsification of the content or appearance of this document is unlawful and offenders may be prosecuted to the fullest extent of the law.

Radiated Spurious Emission Measurement Result: CDMA 2000 PCS Mode

Operation Mode : TX CH Low
Fundamental Frequency : 1851.25MHz
Temperature : 25°C
Humidity : 65%

Test Date: Feb. 17, 2011
Test By: Bondi
Pol: Hor

Freq. (MHz)	SPA. Reading (dBuV)	Ant.Pol. H/V	S.G Out-put (dBm)	Antenna Gain (dB/dBi)	Cable Loss (dB)	ERP/EIRP (dBm)	Limit (dBm)	Safe Margin (dBm)
105.66	47.64	H	-54.77	-7.76	1.39	-63.92	-13.00	-50.92
128.94	36.67	H	-63.30	-7.78	1.49	-72.58	-13.00	-59.58
267.65	33.84	H	-64.83	-7.90	2.05	-74.78	-13.00	-61.78
338.46	34.65	H	-62.66	-7.70	2.32	-72.68	-13.00	-59.68
510.15	32.16	H	-60.94	-7.73	2.83	-71.50	-13.00	-58.50
687.66	33.65	H	-54.50	-7.85	3.26	-65.60	-13.00	-52.60
1850.00	71.43	H	-32.75	9.90	5.56	-28.41	-13.00	-15.41
3702.50	45.59	H	-52.44	12.61	8.31	-48.15	-13.00	-35.15
5553.75	---	H		13.23	10.33		-13.00	
7405.00	---	H		11.50	12.09		-13.00	
9256.25	---	H		11.92	13.50		-13.00	
11107.50	---	H		11.67	15.12		-13.00	
12958.75	---	H		13.62	16.61		-13.00	
14810.00	---	H		12.79	17.96		-13.00	
16661.25	---	H		15.89	19.14		-13.00	
18512.50	---	H		18.75	10.62		-13.00	

Measurement uncertainty	30MHz - 80MHz: 5.04dB
	80MHz - 1000MHz: 3.76dB
	1GHz - 13GHz: 4.45dB

Remark:

- 1 The emission behaviors belong to narrowband spurious emission.
- 2 Remark"---" means that the emission level is too low to be measured
- 3 The result basic equation calculation is as follows:
- 4 $ERP/EIRP (dBm) = SG \text{ Setting}(dBm) + Antenna \text{ Gain} (dB/dBi) - Cable \text{ loss} (dB)$

Unless otherwise stated the results shown in this test report refer only to the sample(s) tested and such sample(s) are retained for 90 days only.
除非另有說明，此報告結果僅對測試之樣品負責，同時此樣品僅保留90天。本報告未經本公司書面許可，不可部份複製。

This document is issued by the Company subject to its General Conditions of Service printed overleaf, available on request or accessible at www.sgs.com/terms_and_conditions.htm and, for electronic format documents, subject to Terms and Conditions for Electronic Documents at www.sgs.com/terms_e-document.htm. Attention is drawn to the limitation of liability, indemnification and jurisdiction issues defined therein. Any holder of this document is advised that information contained hereon reflects the Company's findings at the time of its intervention only and within the limits of Client's instructions, if any. The Company's sole responsibility is to its Client and this document does not exonerate parties to a transaction from exercising all their rights and obligations under the transaction documents. This document cannot be reproduced except in full, without prior written approval of the Company. Any unauthorized alteration, forgery or falsification of the content or appearance of this document is unlawful and offenders may be prosecuted to the fullest extent of the law.

Radiated Spurious Emission Measurement Result: CDMA 2000 PCS Mode

Operation Mode : TX CH Mid
Fundamental Frequency : 1880MHz
Temperature : 25°C
Humidity : 65%

Test Date: Feb. 17, 2011
Test By: Bondi
Pol: Ver

Freq. (MHz)	SPA. Reading (dBuV)	Ant.Pol. H/V	S.G Out-put (dBm)	Antenna Gain (dB/dBi)	Cable Loss (dB)	ERP/EIRP (dBm)	Limit (dBm)	Safe Margin (dBm)
105.66	48.57	V	-52.83	-7.76	1.39	-61.98	-13.00	-48.98
128.94	37.53	V	-61.71	-7.78	1.49	-70.99	-13.00	-57.99
238.55	35.88	V	-64.44	-7.88	1.93	-74.25	-13.00	-61.25
335.55	36.96	V	-60.85	-7.72	2.31	-70.88	-13.00	-57.88
524.70	34.57	V	-58.75	-7.74	2.88	-69.37	-13.00	-56.37
801.15	33.22	V	-53.42	-7.87	3.57	-64.86	-13.00	-51.86
3760.00	38.25	V	-59.41	12.60	8.39	-55.19	-13.00	-42.19
5640.00	---	V		13.36	10.41		-13.00	
7520.00	---	V		11.45	12.19		-13.00	
9400.00	---	V		11.93	13.61		-13.00	
11280.00	---	V		11.92	15.27		-13.00	
13160.00	---	V		13.33	16.71		-13.00	
15040.00	---	V		13.76	18.15		-13.00	
16920.00	---	V		15.27	19.32		-13.00	
18800.00	---	V		18.68	16.58		-13.00	

Measurement uncertainty	30MHz - 80MHz: 5.04dB
	80MHz -1000MHz: 3.76dB
	1GHz - 13GHz: 4.45dB

Remark:

- 1 The emission behaviors belong to narrowband spurious emission.
- 2 Remark"---" means that the emission level is too low to be measured
- 3 The result basic equation calculation is as follows:
- 4 $ERP/EIRP (dBm) = SG \text{ Setting}(dBm) + Antenna \text{ Gain} (dB/dBi) - Cable \text{ loss} (dB)$

Unless otherwise stated the results shown in this test report refer only to the sample(s) tested and such sample(s) are retained for 90 days only.
除非另有說明，此報告結果僅對測試之樣品負責，同時此樣品僅保留90天。本報告未經本公司書面許可，不可部份複製。

This document is issued by the Company subject to its General Conditions of Service printed overleaf, available on request or accessible at www.sgs.com/terms_and_conditions.htm and, for electronic format documents, subject to Terms and Conditions for Electronic Documents at www.sgs.com/terms_e-document.htm. Attention is drawn to the limitation of liability, indemnification and jurisdiction issues defined therein. Any holder of this document is advised that information contained hereon reflects the Company's findings at the time of its intervention only and within the limits of Client's instructions, if any. The Company's sole responsibility is to its Client and this document does not exonerate parties to a transaction from exercising all their rights and obligations under the transaction documents. This document cannot be reproduced except in full, without prior written approval of the Company. Any unauthorized alteration, forgery or falsification of the content or appearance of this document is unlawful and offenders may be prosecuted to the fullest extent of the law.

Radiated Spurious Emission Measurement Result: CDMA 2000 PCS Mode

Operation Mode : TX CH Mid
Fundamental Frequency : 1880MHz
Temperature : 25°C
Humidity : 65%

Test Date: Feb. 17, 2011
Test By: Bondi
Pol: Hor

Freq. (MHz)	SPA. Reading (dBuV)	Ant.Pol. H/V	S.G Out-put (dBm)	Antenna Gain (dB/dBi)	Cable Loss (dB)	ERP/EIRP (dBm)	Limit (dBm)	Safe Margin (dBm)
105.66	46.64	H	-55.77	-7.76	1.39	-64.92	-13.00	-51.92
155.13	33.62	H	-64.55	-7.80	1.60	-73.95	-13.00	-60.95
280.26	34.32	H	-63.96	-7.91	2.10	-73.96	-13.00	-60.96
442.25	33.35	H	-60.93	-7.69	2.64	-71.26	-13.00	-58.26
524.70	35.35	H	-57.25	-7.74	2.88	-67.86	-13.00	-54.86
728.40	32.69	H	-60.25	-7.87	3.39	-71.51	-13.00	-58.51
3760.00	36.46	H	-61.31	12.60	8.39	-57.10	-13.00	-44.10
5640.00	---	H		13.36	10.41		-13.00	
7520.00	---	H		11.45	12.19		-13.00	
9400.00	---	H		11.93	13.61		-13.00	
11280.00	---	H		11.92	15.27		-13.00	
13160.00	---	H		13.33	16.71		-13.00	
15040.00	---	H		13.76	18.15		-13.00	
16920.00	---	H		15.27	19.32		-13.00	
18800.00	---	H		18.68	16.58		-13.00	

Measurement uncertainty	30MHz - 80MHz: 5.04dB
	80MHz -1000MHz: 3.76dB
	1GHz - 13GHz: 4.45dB

Remark:

- 1 The emission behaviors belong to narrowband spurious emission.
- 2 Remark"---" means that the emission level is too low to be measured
- 3 The result basic equation calculation is as follows:
- 4 $ERP/EIRP (dBm) = SG \text{ Setting}(dBm) + Antenna \text{ Gain} (dB/dBi) - Cable \text{ loss} (dB)$

Unless otherwise stated the results shown in this test report refer only to the sample(s) tested and such sample(s) are retained for 90 days only.
除非另有說明，此報告結果僅對測試之樣品負責，同時此樣品僅保留90天。本報告未經本公司書面許可，不可部份複製。

This document is issued by the Company subject to its General Conditions of Service printed overleaf, available on request or accessible at www.sgs.com/terms_and_conditions.htm and, for electronic format documents, subject to Terms and Conditions for Electronic Documents at www.sgs.com/terms_e-document.htm. Attention is drawn to the limitation of liability, indemnification and jurisdiction issues defined therein. Any holder of this document is advised that information contained hereon reflects the Company's findings at the time of its intervention only and within the limits of Client's instructions, if any. The Company's sole responsibility is to its Client and this document does not exonerate parties to a transaction from exercising all their rights and obligations under the transaction documents. This document cannot be reproduced except in full, without prior written approval of the Company. Any unauthorized alteration, forgery or falsification of the content or appearance of this document is unlawful and offenders may be prosecuted to the fullest extent of the law.

Radiated Spurious Emission Measurement Result: CDMA 2000 PCS Mode

Operation Mode : TX CH High
Fundamental Frequency : 1908.75MHz
Temperature : 25°C
Humidity : 65%

Test Date: Feb. 17, 2011
Test By: Bondi
Pol: Ver

Freq. (MHz)	SPA. Reading (dBuV)	Ant.Pol. H/V	S.G Out-put (dBm)	Antenna Gain (dB/dBi)	Cable Loss (dB)	ERP/EIRP (dBm)	Limit (dBm)	Safe Margin (dBm)
105.66	49.17	V	-52.23	-7.76	1.39	-61.38	-13.00	-48.38
128.94	37.57	V	-61.67	-7.78	1.49	-70.95	-13.00	-57.95
225.94	36.59	V	-64.21	-7.87	1.86	-73.93	-13.00	-60.93
396.66	34.09	V	-61.55	-7.66	2.50	-71.71	-13.00	-58.71
645.95	32.12	V	-56.85	-7.81	3.15	-67.81	-13.00	-54.81
837.04	32.40	V	-53.85	-7.88	3.65	-65.38	-13.00	-52.38
1910.00	64.76	V	-39.57	10.08	5.66	-35.15	-13.00	-22.15
3817.50	38.78	V	-58.62	12.60	8.47	-54.49	-13.00	-41.49
5726.25	---	V		13.49	10.50		-13.00	
7635.00	---	V		11.41	12.27		-13.00	
9543.75	---	V		11.95	13.73		-13.00	
11452.50	---	V		12.16	15.43		-13.00	
13361.25	---	V		12.99	16.82		-13.00	
15270.00	---	V		14.95	18.28		-13.00	
17178.75	---	V		14.50	19.51		-13.00	
19087.50	---	V		18.65	20.77		-13.00	

Measurement uncertainty	30MHz - 80MHz: 5.04dB
	80MHz - 1000MHz: 3.76dB
	1GHz - 13GHz: 4.45dB

Remark:

- 1 The emission behaviors belong to narrowband spurious emission.
- 2 Remark"---" means that the emission level is too low to be measured
- 3 The result basic equation calculation is as follows:
- 4 $ERP/EIRP (dBm) = SG \text{ Setting}(dBm) + Antenna \text{ Gain} (dB/dBi) - Cable \text{ loss} (dB)$

Unless otherwise stated the results shown in this test report refer only to the sample(s) tested and such sample(s) are retained for 90 days only.
除非另有說明，此報告結果僅對測試之樣品負責，同時此樣品僅保留90天。本報告未經本公司書面許可，不可部份複製。

This document is issued by the Company subject to its General Conditions of Service printed overleaf, available on request or accessible at www.sgs.com/terms_and_conditions.htm and, for electronic format documents, subject to Terms and Conditions for Electronic Documents at www.sgs.com/terms_e-document.htm. Attention is drawn to the limitation of liability, indemnification and jurisdiction issues defined therein. Any holder of this document is advised that information contained hereon reflects the Company's findings at the time of its intervention only and within the limits of Client's instructions, if any. The Company's sole responsibility is to its Client and this document does not exonerate parties to a transaction from exercising all their rights and obligations under the transaction documents. This document cannot be reproduced except in full, without prior written approval of the Company. Any unauthorized alteration, forgery or falsification of the content or appearance of this document is unlawful and offenders may be prosecuted to the fullest extent of the law.

Radiated Spurious Emission Measurement Result: CDMA 2000 PCS Mode

Operation Mode : TX CH High
Fundamental Frequency : 1908.75MHz
Temperature : 25°C
Humidity : 65%

Test Date: Feb. 17, 2011
Test By: Bondi
Pol: Hor

Freq. (MHz)	SPA. Reading (dBuV)	Ant.Pol. H/V	S.G Out-put (dBm)	Antenna Gain (dB/dBi)	Cable Loss (dB)	ERP/EIRP (dBm)	Limit (dBm)	Safe Margin (dBm)
105.66	47.94	H	-54.47	-7.76	1.39	-63.62	-13.00	-50.62
160.95	35.10	H	-63.52	-7.81	1.62	-72.94	-13.00	-59.94
257.95	35.15	H	-63.82	-7.89	2.02	-73.74	-13.00	-60.74
400.54	35.38	H	-61.02	-7.66	2.51	-71.19	-13.00	-58.19
621.70	32.73	H	-57.54	-7.80	3.09	-68.43	-13.00	-55.43
747.80	32.56	H	-64.01	-7.87	3.46	-75.34	-13.00	-62.34
1910.00	69.14	H	-34.97	10.08	5.66	-30.55	-13.00	-17.55
3817.50	41.96	H	-55.55	12.60	8.47	-51.42	-13.00	-38.42
5726.25	---	H		13.49	10.50		-13.00	
7635.00	---	H		11.41	12.27		-13.00	
9543.75	---	H		11.95	13.73		-13.00	
11452.50	---	H		12.16	15.43		-13.00	
13361.25	---	H		12.99	16.82		-13.00	
15270.00	---	H		14.95	18.28		-13.00	
17178.75	---	H		14.50	19.51		-13.00	
19087.50	---	H		18.65	20.77		-13.00	

Measurement uncertainty	30MHz - 80MHz: 5.04dB
	80MHz - 1000MHz: 3.76dB
	1GHz - 13GHz: 4.45dB

Remark:

- 1 The emission behaviors belong to narrowband spurious emission.
- 2 Remark"---" means that the emission level is too low to be measured
- 3 The result basic equation calculation is as follows:
- 4 $ERP/EIRP (dBm) = SG \text{ Setting}(dBm) + Antenna \text{ Gain} (dB/dBi) - Cable \text{ loss} (dB)$

Unless otherwise stated the results shown in this test report refer only to the sample(s) tested and such sample(s) are retained for 90 days only.
除非另有說明，此報告結果僅對測試之樣品負責，同時此樣品僅保留90天。本報告未經本公司書面許可，不可部份複製。

This document is issued by the Company subject to its General Conditions of Service printed overleaf, available on request or accessible at www.sgs.com/terms_and_conditions.htm and, for electronic format documents, subject to Terms and Conditions for Electronic Documents at www.sgs.com/terms_e-document.htm. Attention is drawn to the limitation of liability, indemnification and jurisdiction issues defined therein. Any holder of this document is advised that information contained hereon reflects the Company's findings at the time of its intervention only and within the limits of Client's instructions, if any. The Company's sole responsibility is to its Client and this document does not exonerate parties to a transaction from exercising all their rights and obligations under the transaction documents. This document cannot be reproduced except in full, without prior written approval of the Company. Any unauthorized alteration, forgery or falsification of the content or appearance of this document is unlawful and offenders may be prosecuted to the fullest extent of the law.

8. SPURIOUS RADIATED EMISSION TEST (RX)

8.1 Standard Applicable

According to RSS 132 §4.6, all spurious emissions shall comply with the limits of Table 2. The resolution bandwidth of the spectrum analyzer shall be 100 kHz for spurious emissions measurements below 1.0 GHz, and 1.0 MHz for measurements above 1.0 GHz.

Frequency (MHz)	Field strength $\mu\text{V/m}$	Distance (m)	Field strength at 3m $\text{dB}\mu\text{V/m}$
30-88	100	3	40
88-216	150	3	43.5
216-960	200	3	46
Above 960	500	3	54

According to RSS 133 §6.6, Receiver spurious emissions shall comply with the limits specified in RSS-Gen.

8.2 EUT Setup

1. The radiated emission tests were performed in the 3 meter open-test site, using the setup in accordance with the RSS-Gen.
2. The EUT was put in the front of the test table. The rear of the EUT and peripherals were placed flushed with the rear of the tabletop.
3. The spacing between the peripherals was 10 centimeters.
4. External I/O cables were draped along the edge of the test table and bundle when necessary.
5. The host was connected with 120Vac/60Hz power source.

8.3 Measurement Procedure

1. The EUT was placed on a turn table which is 0.8m above ground plane.
2. The turn table shall rotate 360 degrees to determine the position of maximum emission level.
3. EUT is set 3m away from the receiving antenna which varied from 1m to 4m to find out the highest emissions.
4. Maximum procedure was performed on the six highest emissions to ensure EUT compliance. And also, each emission was to be maximized by changing the polarization of receiving antenna both horizontal and vertical.
5. Repeat above procedures until all frequency measured were complete.

Unless otherwise stated the results shown in this test report refer only to the sample(s) tested and such sample(s) are retained for 90 days only.
除非另有說明，此報告結果僅對測試之樣品負責，同時此樣品僅保留90天。本報告未經本公司書面許可，不可部份複製。

This document is issued by the Company subject to its General Conditions of Service printed overleaf, available on request or accessible at www.sgs.com/terms_and_conditions.htm and, for electronic format documents, subject to Terms and Conditions for Electronic Documents at www.sgs.com/terms_e-document.htm. Attention is drawn to the limitation of liability, indemnification and jurisdiction issues defined therein. Any holder of this document is advised that information contained hereon reflects the Company's findings at the time of its intervention only and within the limits of Client's instructions, if any. The Company's sole responsibility is to its Client and this document does not exonerate parties to a transaction from exercising all their rights and obligations under the transaction documents. This document cannot be reproduced except in full, without prior written approval of the Company. Any unauthorized alteration, forgery or falsification of the content or appearance of this document is unlawful and offenders may be prosecuted to the fullest extent of the law.

8.4 Test SET-UP (Block Diagram of Configuration)

Refer to section 6.2 in this report

8.5 Measurement Equipment Used:

Refer to section 2.4 in this report

8.6 Field Strength Calculation

The field strength is calculated by adding the Antenna Factor and Cable Factor and subtracting the Amplifier Gain and Duty Cycle Correction Factor(if any) from the measured reading. The basic equation with a sample calculation is as follows:

$$FS = RA + AF + CL - AG$$

Where	FS = Field Strength	CL = Cable Attenuation Factor (Cable Loss)
	RA = Reading Amplitude	AG = Amplifier Gain
	AF = Antenna Factor	

8.7 Measurement Result

Refer to attach tabular data sheets.

The GPRS 850/1900 mode were reported which has worst data.

Unless otherwise stated the results shown in this test report refer only to the sample(s) tested and such sample(s) are retained for 90 days only.
除非另有說明，此報告結果僅對測試之樣品負責，同時此樣品僅保留90天。本報告未經本公司書面許可，不可部份複製。

This document is issued by the Company subject to its General Conditions of Service printed overleaf, available on request or accessible at www.sgs.com/terms_and_conditions.htm and, for electronic format documents, subject to Terms and Conditions for Electronic Documents at www.sgs.com/terms_e-document.htm. Attention is drawn to the limitation of liability, indemnification and jurisdiction issues defined therein. Any holder of this document is advised that information contained hereon reflects the Company's findings at the time of its intervention only and within the limits of Client's instructions, if any. The Company's sole responsibility is to its Client and this document does not exonerate parties to a transaction from exercising all their rights and obligations under the transaction documents. This document cannot be reproduced except in full, without prior written approval of the Company. Any unauthorized alteration, forgery or falsification of the content or appearance of this document is unlawful and offenders may be prosecuted to the fullest extent of the law.

Radiated Spurious Emission Measurement Result (below 1GHz)

Operation Mode	GPRS850 CH Low Mode	Test Date	Feb. 17, 2011
Fundamental Frequency	824.2MHz	Test By	Bondi
Temperature	25 °C	Pol	Ver./Hor
Humidity	65 %		

Freq. (MHz)	Ant.Pol. H/V	Detector Mode (PK/QP)	Reading (dBuV)	Factor (dB)	Actual FS (dBuV/m)	Limit3m (dBuV/m)	Safe Margin (dB)
78.5	V	Peak	46.55	-17.63	28.92	40.00	-11.08
156.1	V	Peak	34.4	-13.17	21.23	43.50	-22.27
299.66	V	Peak	37.38	-13.13	24.25	46.00	-21.75
416.06	V	Peak	34.44	-9.49	24.95	46.00	-21.05
648.86	V	Peak	32.88	-4.97	27.91	46.00	-18.09
883.6	V	Peak	32.8	-1.4	31.40	46.00	-14.60
39.7	H	Peak	45.51	-13.73	31.78	40.00	-8.22
167.74	H	Peak	33.95	-13.85	20.10	43.50	-23.40
296.75	H	Peak	34.28	-13.15	21.13	46.00	-24.87
449.04	H	Peak	32.12	-8.61	23.51	46.00	-22.49
648.86	H	Peak	32.81	-4.97	27.84	46.00	-18.16
941.8	H	Peak	31.97	-1.01	30.96	46.00	-15.04

Remark :

- (1) Measuring frequencies from 30 MHz to the 1GHz.
- (2) Radiated emissions measured in frequency range from 30 MHz to 1000MHz were made with an instrument using Peak/AV detector mode.
- (3) Data of measurement within this frequency range shown “ - ” in the table above means the reading of emissions are attenuated more than 20dB below the permissible limits or the field strength is too small to be measured.
- (4) The IF bandwidth of SPA between 30MHz to 1GHz was 100KHz.

Unless otherwise stated the results shown in this test report refer only to the sample(s) tested and such sample(s) are retained for 90 days only.
除非另有說明，此報告結果僅對測試之樣品負責，同時此樣品僅保留90天。本報告未經本公司書面許可，不可部份複製。

This document is issued by the Company subject to its General Conditions of Service printed overleaf, available on request or accessible at www.sgs.com/terms_and_conditions.htm and, for electronic format documents, subject to Terms and Conditions for Electronic Documents at www.sgs.com/terms_e-document.htm. Attention is drawn to the limitation of liability, indemnification and jurisdiction issues defined therein. Any holder of this document is advised that information contained hereon reflects the Company's findings at the time of its intervention only and within the limits of Client's instructions, if any. The Company's sole responsibility is to its Client and this document does not exonerate parties to a transaction from exercising all their rights and obligations under the transaction documents. This document cannot be reproduced except in full, without prior written approval of the Company. Any unauthorized alteration, forgery or falsification of the content or appearance of this document is unlawful and offenders may be prosecuted to the fullest extent of the law.

Radiated Spurious Emission Measurement Result (below 1GHz)

Operation Mode	GPRS850 CH Mid Mode	Test Date	Feb. 17, 2011
Fundamental Frequency	836.6 MHz	Test By	Bondi
Temperature	25 °C	Pol	Ver./Hor
Humidity	65 %		

Freq. (MHz)	Ant.Pol. H/V	Detector Mode (PK/QP)	Reading (dBuV)	Factor (dB)	Actual FS (dBuV/m)	Limit3m (dBuV/m)	Safe Margin (dB)
78.5	V	Peak	46.1	-17.63	28.47	40.00	-11.53
148.34	V	Peak	34.25	-12.9	21.35	43.50	-22.15
282.2	V	Peak	36.23	-13.3	22.93	46.00	-23.07
400.54	V	Peak	35.74	-9.99	25.75	46.00	-20.25
643.04	V	Peak	32.75	-5.14	27.61	46.00	-18.39
901.06	V	Peak	32.53	-1.07	31.46	46.00	-14.54
39.7	H	Peak	45.31	-13.73	31.58	40.00	-8.42
134.76	H	Peak	35.21	-14.11	21.10	43.50	-22.40
289.96	H	Peak	34.52	-13.22	21.30	46.00	-24.70
487.84	H	Peak	32.8	-8.57	24.23	46.00	-21.77
658.56	H	Peak	32.83	-4.98	27.85	46.00	-18.15
875.84	H	Peak	32.33	-1.51	30.82	46.00	-15.18

Remark :

- (1) Measuring frequencies from 30 MHz to the 1GHz .
- (2) Radiated emissions measured in frequency range from 30 MHz to 1000MHz were made with an instrument using Peak/AV detector mode.
- (3) Data of measurement within this frequency range shown “ - ” in the table above means the reading of emissions are attenuated more than 20dB below the permissible limits or the field strength is too small to be measured.
- (4) The IF bandwidth of SPA between 30MHz to 1GHz was 100KHz.

Unless otherwise stated the results shown in this test report refer only to the sample(s) tested and such sample(s) are retained for 90 days only.
除非另有說明，此報告結果僅對測試之樣品負責，同時此樣品僅保留90天。本報告未經本公司書面許可，不可部份複製。

This document is issued by the Company subject to its General Conditions of Service printed overleaf, available on request or accessible at www.sgs.com/terms_and_conditions.htm and, for electronic format documents, subject to Terms and Conditions for Electronic Documents at www.sgs.com/terms_e-document.htm. Attention is drawn to the limitation of liability, indemnification and jurisdiction issues defined therein. Any holder of this document is advised that information contained hereon reflects the Company's findings at the time of its intervention only and within the limits of Client's instructions, if any. The Company's sole responsibility is to its Client and this document does not exonerate parties to a transaction from exercising all their rights and obligations under the transaction documents. This document cannot be reproduced except in full, without prior written approval of the Company. Any unauthorized alteration, forgery or falsification of the content or appearance of this document is unlawful and offenders may be prosecuted to the fullest extent of the law.

Radiated Spurious Emission Measurement Result (below 1GHz)

Operation Mode	GPRS850 CH High Mode	Test Date	Feb. 17, 2011
Fundamental Frequency	848.8MHz	Test By	Bondi
Temperature	25 °C	Pol	Ver./Hor
Humidity	65 %		

Freq. (MHz)	Ant.Pol. H/V	Detector Mode (PK/QP)	Reading (dBuV)	Factor (dB)	Actual FS (dBuV/m)	Limit3m (dBuV/m)	Safe Margin (dB)
78.50	V	Peak	46.94	-17.63	29.31	40.00	-10.69
148.34	V	Peak	34.89	-12.90	21.99	43.50	-21.51
299.66	V	Peak	38.18	-13.13	25.05	46.00	-20.95
400.54	V	Peak	35.07	-9.99	25.08	46.00	-20.92
665.35	V	Peak	32.77	-5.02	27.75	46.00	-18.25
891.36	V	Peak	32.12	-1.18	30.94	46.00	-15.06
78.50	H	Peak	50.13	-17.63	32.50	40.00	-7.50
158.04	H	Peak	34.77	-13.28	21.49	43.50	-22.01
262.80	H	Peak	34.44	-13.61	20.83	46.00	-25.17
442.25	H	Peak	33.29	-8.74	24.55	46.00	-21.45
665.35	H	Peak	33.05	-5.02	28.03	46.00	-17.97
891.36	H	Peak	32.87	-1.18	31.69	46.00	-14.31

Remark :

- (1) Measuring frequencies from 30 MHz to the 1GHz .
- (2) Radiated emissions measured in frequency range from 30 MHz to 1000MHz were made with an instrument using Peak/AV detector mode.
- (3) Data of measurement within this frequency range shown “ - ” in the table above means the reading of emissions are attenuated more than 20dB below the permissible limits or the field strength is too small to be measured.
- (4) The IF bandwidth of SPA between 30MHz to 1GHz was 100KHz.

Unless otherwise stated the results shown in this test report refer only to the sample(s) tested and such sample(s) are retained for 90 days only.
除非另有說明，此報告結果僅對測試之樣品負責，同時此樣品僅保留90天。本報告未經本公司書面許可，不可部份複製。

This document is issued by the Company subject to its General Conditions of Service printed overleaf, available on request or accessible at www.sgs.com/terms_and_conditions.htm and, for electronic format documents, subject to Terms and Conditions for Electronic Documents at www.sgs.com/terms_e-document.htm. Attention is drawn to the limitation of liability, indemnification and jurisdiction issues defined therein. Any holder of this document is advised that information contained hereon reflects the Company's findings at the time of its intervention only and within the limits of Client's instructions, if any. The Company's sole responsibility is to its Client and this document does not exonerate parties to a transaction from exercising all their rights and obligations under the transaction documents. This document cannot be reproduced except in full, without prior written approval of the Company. Any unauthorized alteration, forgery or falsification of the content or appearance of this document is unlawful and offenders may be prosecuted to the fullest extent of the law.

Radiated Spurious Emission Measurement Result (below 1GHz)

Operation Mode	GPRS1900 CH Low Mode	Test Date	Feb. 17, 2011
Fundamental Frequency	1850.2MHz	Test By	Bondi
Temperature	25 °C	Pol	Ver./Hor
Humidity	65 %		

Freq. (MHz)	Ant.Pol. H/V	Detector Mode (PK/QP)	Reading (dBuV)	Factor (dB)	Actual FS (dBuV/m)	Limit3m (dBuV/m)	Safe Margin (dB)
78.5	V	Peak	46.32	-17.63	28.69	40.00	-11.31
126.03	V	Peak	36.56	-14.78	21.78	43.50	-21.72
291.9	V	Peak	36.23	-13.2	23.03	46.00	-22.97
481.05	V	Peak	33.41	-8.56	24.85	46.00	-21.15
665.35	V	Peak	33.54	-5.02	28.52	46.00	-17.48
873.9	V	Peak	32.19	-1.54	30.65	46.00	-15.35
39.7	H	Peak	45.56	-13.73	31.83	40.00	-8.17
192.96	H	Peak	37.1	-15.29	21.81	43.50	-21.69
296.75	H	Peak	34.92	-13.15	21.77	46.00	-24.23
447.1	H	Peak	32.24	-8.65	23.59	46.00	-22.41
679.9	H	Peak	32.68	-4.99	27.69	46.00	-18.31
883.6	H	Peak	32.02	-1.4	30.62	46.00	-15.38

Remark :

- (1) Measuring frequencies from 30 MHz to the 1GHz .
- (2) Radiated emissions measured in frequency range from 30 MHz to 1000MHz were made with an instrument using Peak/AV detector mode.
- (3) Data of measurement within this frequency range shown “ - ” in the table above means the reading of emissions are attenuated more than 20dB below the permissible limits or the field strength is too small to be measured.
- (4) The IF bandwidth of SPA between 30MHz to 1GHz was 100KHz.

Unless otherwise stated the results shown in this test report refer only to the sample(s) tested and such sample(s) are retained for 90 days only.
除非另有說明，此報告結果僅對測試之樣品負責，同時此樣品僅保留90天。本報告未經本公司書面許可，不可部份複製。

This document is issued by the Company subject to its General Conditions of Service printed overleaf, available on request or accessible at www.sgs.com/terms_and_conditions.htm and, for electronic format documents, subject to Terms and Conditions for Electronic Documents at www.sgs.com/terms_e-document.htm. Attention is drawn to the limitation of liability, indemnification and jurisdiction issues defined therein. Any holder of this document is advised that information contained hereon reflects the Company's findings at the time of its intervention only and within the limits of Client's instructions, if any. The Company's sole responsibility is to its Client and this document does not exonerate parties to a transaction from exercising all their rights and obligations under the transaction documents. This document cannot be reproduced except in full, without prior written approval of the Company. Any unauthorized alteration, forgery or falsification of the content or appearance of this document is unlawful and offenders may be prosecuted to the fullest extent of the law.

Radiated Spurious Emission Measurement Result (below 1GHz)

Operation Mode	GPRS1900 CH Mid Mode	Test Date	Feb. 17, 2011
Fundamental Frequency	1880.0MHz	Test By	Bondi
Temperature	25 °C	Pol	Ver./Hor
Humidity	65 %		

Freq. (MHz)	Ant.Pol. H/V	Detector Mode (PK/QP)	Reading (dBuV)	Factor (dB)	Actual FS (dBuV/m)	Limit3m (dBuV/m)	Safe Margin (dB)
78.5	V	Peak	46.19	-17.63	28.56	40.00	-11.44
138.64	V	Peak	35.37	-13.8	21.57	43.50	-21.93
289.96	V	Peak	36.31	-13.22	23.09	46.00	-22.91
400.54	V	Peak	35.63	-9.99	25.64	46.00	-20.36
665.35	V	Peak	33.9	-5.02	28.88	46.00	-17.12
878.75	V	Peak	31.78	-1.47	30.31	46.00	-15.69
78.5	H	Peak	49.72	-17.63	32.09	40.00	-7.91
167.74	H	Peak	35.05	-13.85	21.20	43.50	-22.30
296.75	H	Peak	34.06	-13.15	20.91	46.00	-25.09
471.35	H	Peak	32.36	-8.55	23.81	46.00	-22.19
670.2	H	Peak	32.55	-5.03	27.52	46.00	-18.48
878.75	H	Peak	32.19	-1.47	30.72	46.00	-15.28

Remark :

- (1) Measuring frequencies from 30 MHz to the 1GHz °
- (2) Radiated emissions measured in frequency range from 30 MHz to 1000MHz were made with an instrument using Peak/AV detector mode.
- (3) Data of measurement within this frequency range shown “ - ” in the table above means the reading of emissions are attenuated more than 20dB below the permissible limits or the field strength is too small to be measured.
- (4) The IF bandwidth of SPA between 30MHz to 1GHz was 100KHz.

Unless otherwise stated the results shown in this test report refer only to the sample(s) tested and such sample(s) are retained for 90 days only.
除非另有說明，此報告結果僅對測試之樣品負責，同時此樣品僅保留90天。本報告未經本公司書面許可，不可部份複製。

This document is issued by the Company subject to its General Conditions of Service printed overleaf, available on request or accessible at www.sgs.com/terms_and_conditions.htm and, for electronic format documents, subject to Terms and Conditions for Electronic Documents at www.sgs.com/terms_e-document.htm. Attention is drawn to the limitation of liability, indemnification and jurisdiction issues defined therein. Any holder of this document is advised that information contained hereon reflects the Company's findings at the time of its intervention only and within the limits of Client's instructions, if any. The Company's sole responsibility is to its Client and this document does not exonerate parties to a transaction from exercising all their rights and obligations under the transaction documents. This document cannot be reproduced except in full, without prior written approval of the Company. Any unauthorized alteration, forgery or falsification of the content or appearance of this document is unlawful and offenders may be prosecuted to the fullest extent of the law.

Radiated Spurious Emission Measurement Result (below 1GHz)

Operation Mode	GPRS1900 CH High Mode	Test Date	Feb. 17, 2011
Fundamental Frequency	1909.8MHz	Test By	Bondi
Temperature	25 °C	Pol	Ver./Hor
Humidity	65 %		

Freq. (MHz)	Ant.Pol. H/V	Detector Mode (PK/QP)	Reading (dBuV)	Factor (dB)	Actual FS (dBuV/m)	Limit3m (dBuV/m)	Safe Margin (dB)
78.50	V	Peak	47.34	-17.63	29.71	40.00	-10.29
138.64	V	Peak	34.94	-13.80	21.14	43.50	-22.36
291.90	V	Peak	36.17	-13.20	22.97	46.00	-23.03
416.06	V	Peak	34.87	-9.49	25.38	46.00	-20.62
668.26	V	Peak	33.49	-5.03	28.46	46.00	-17.54
884.57	V	Peak	31.75	-1.39	30.36	46.00	-15.64
39.70	H	Peak	45.76	-13.73	32.03	40.00	-7.97
165.80	H	Peak	33.83	-13.73	20.10	43.50	-23.40
284.14	H	Peak	33.97	-13.28	20.69	46.00	-25.31
474.26	H	Peak	32.06	-8.55	23.51	46.00	-22.49
619.76	H	Peak	33.52	-5.63	27.89	46.00	-18.11
875.84	H	Peak	33.03	-1.51	31.52	46.00	-14.48

Remark :

- (1) Measuring frequencies from 30 MHz to the 1GHz .
- (2) Radiated emissions measured in frequency range from 30 MHz to 1000MHz were made with an instrument using Peak/AV detector mode.
- (3) Data of measurement within this frequency range shown “ - ” in the table above means the reading of emissions are attenuated more than 20dB below the permissible limits or the field strength is too small to be measured.
- (4) The IF bandwidth of SPA between 30MHz to 1GHz was 100KHz.

Unless otherwise stated the results shown in this test report refer only to the sample(s) tested and such sample(s) are retained for 90 days only.
除非另有說明，此報告結果僅對測試之樣品負責，同時此樣品僅保留90天。本報告未經本公司書面許可，不可部份複製。

This document is issued by the Company subject to its General Conditions of Service printed overleaf, available on request or accessible at www.sgs.com/terms_and_conditions.htm and, for electronic format documents, subject to Terms and Conditions for Electronic Documents at www.sgs.com/terms_e-document.htm. Attention is drawn to the limitation of liability, indemnification and jurisdiction issues defined therein. Any holder of this document is advised that information contained hereon reflects the Company's findings at the time of its intervention only and within the limits of Client's instructions, if any. The Company's sole responsibility is to its Client and this document does not exonerate parties to a transaction from exercising all their rights and obligations under the transaction documents. This document cannot be reproduced except in full, without prior written approval of the Company. Any unauthorized alteration, forgery or falsification of the content or appearance of this document is unlawful and offenders may be prosecuted to the fullest extent of the law.

Radiated Spurious Emission Measurement Result (above 1GHz)

Operation Mode	GPRS 850 CH Low Mode	Test Date	Feb. 17, 2011
Fundamental Frequency	824.2 MHz	Test By	Bondi
Temperature	25 °C	Pol	Ver. / Hor.
Humidity	65 %		

Freq. (MHz)	Ant.Pol. H/V	Peak Reading (dBuV)	AV Reading (dBuV)	Factor (dB)	Actual Peak FS (dBuV/m)	Actual AV FS (dBuV/m)	Peak Limit at 3m (dBuV/m)	AV Limit at 3m (dBuV/m)	Margin (dB)
1648.4	V	--	--			--	74.00	54.00	
2472.6	V	39.02	--	-1.04	37.98	--	74.00	54.00	-16.02
3296.8	V	--	--			--	74.00	54.00	
4121.0	V	--	--			--	74.00	54.00	
4945.2	V	--	--			--	74.00	54.00	
1648.4	H	--	--			--	74.00	54.00	
2472.6	H	--	--			--	74.00	54.00	
3067.0	H	36.0	--	0.7	36.65	--	74.00	54.00	-17.35
3296.8	H	--	--			--	74.00	54.00	
4121.0	H	--	--			--	74.00	54.00	
4945.2	H	--	--			--	74.00	54.00	

Remark:

- (1) Measuring frequencies from 1GHz to the 10th harmonic of highest fundamental frequency °
- (2) Data of measurement within this frequency range shown “ - ” in the table above means the reading of emissions are attenuated more than 20dB below the permissible limits or the field strength is too small to be measured.
- (3) Radiated emissions measured in frequency above 1000MHz were made with an instrument using Peak detector mode and average detector mode of the emission shown in Actual FS column °
- (4) Spectrum Peak Setting : 1GHz- 13GHz, RBW= 1MHz, VBW= 1MHz, Sweep time= 200 ms.
- (5) Spectrum AV Setting : 1GHz- 13GHz, RBW= 1MHz, VBW= 10Hz, Sweep time= 200 ms.

Unless otherwise stated the results shown in this test report refer only to the sample(s) tested and such sample(s) are retained for 90 days only.
除非另有說明，此報告結果僅對測試之樣品負責，同時此樣品僅保留90天。本報告未經本公司書面許可，不可部份複製。

This document is issued by the Company subject to its General Conditions of Service printed overleaf, available on request or accessible at www.sgs.com/terms_and_conditions.htm and, for electronic format documents, subject to Terms and Conditions for Electronic Documents at www.sgs.com/terms_e-document.htm. Attention is drawn to the limitation of liability, indemnification and jurisdiction issues defined therein. Any holder of this document is advised that information contained hereon reflects the Company's findings at the time of its intervention only and within the limits of Client's instructions, if any. The Company's sole responsibility is to its Client and this document does not exonerate parties to a transaction from exercising all their rights and obligations under the transaction documents. This document cannot be reproduced except in full, without prior written approval of the Company. Any unauthorized alteration, forgery or falsification of the content or appearance of this document is unlawful and offenders may be prosecuted to the fullest extent of the law.

Radiated Spurious Emission Measurement Result (above 1GHz)

Operation Mode GPRS 850 CH Mid Mode
Fundamental Frequency 836.6MHz
Temperature 25 °C
Humidity 65 %

Test Date Feb. 17, 2011
Test By Bondi
Pol Ver. / Hor.

Freq. (MHz)	Ant.Pol. H/V	Peak Reading (dBuV)	AV Reading (dBuV)	Factor (dB)	Actual Peak FS (dBuV/m)	Actual AV FS (dBuV/m)	Peak Limit at 3m (dBuV/m)	AV Limit at 3m (dBuV/m)	Margin (dB)
1673.2	V	--	--			--	74.00	54.00	
2509.8	V	--	--			--	74.00	54.00	
2982.5	V	37.37	--	0.38	37.75	--	74.00	54.00	-16.25
3346.4	V	--	--			--	74.00	54.00	
4183.0	V	--	--			--	74.00	54.00	
5019.6	V	--	--			--	74.00	54.00	
1673.2	H	--	--			--	74.00	54.00	
2509.8	H	36.01	--	-0.52	35.49	--	74.00	54.00	-18.51
3346.4	H	--	--			--	74.00	54.00	
4183.0	H	--	--			--	74.00	54.00	
5019.6	H	--	--			--	74.00	54.00	

Remark:

- (1) Measuring frequencies from 1GHz to the 10th harmonic of highest fundamental frequency °
- (2) Data of measurement within this frequency range shown “ - ” in the table above means the reading of emissions are attenuated more than 20dB below the permissible limits or the field strength is too small to be measured.
- (3) Radiated emissions measured in frequency above 1000MHz were made with an instrument using Peak detector mode and average detector mode of the emission shown in Actual FS column °
- (4) Spectrum Peak Setting : 1GHz- 13GHz, RBW= 1MHz, VBW= 1MHz, Sweep time= 200 ms.
- (5) Spectrum AV Setting : 1GHz- 13GHz, RBW= 1MHz, VBW= 10Hz, Sweep time= 200 ms.

Unless otherwise stated the results shown in this test report refer only to the sample(s) tested and such sample(s) are retained for 90 days only.
除非另有說明，此報告結果僅對測試之樣品負責，同時此樣品僅保留90天。本報告未經本公司書面許可，不可部份複製。

This document is issued by the Company subject to its General Conditions of Service printed overleaf, available on request or accessible at www.sgs.com/terms_and_conditions.htm and, for electronic format documents, subject to Terms and Conditions for Electronic Documents at www.sgs.com/terms_e-document.htm. Attention is drawn to the limitation of liability, indemnification and jurisdiction issues defined therein. Any holder of this document is advised that information contained hereon reflects the Company's findings at the time of its intervention only and within the limits of Client's instructions, if any. The Company's sole responsibility is to its Client and this document does not exonerate parties to a transaction from exercising all their rights and obligations under the transaction documents. This document cannot be reproduced except in full, without prior written approval of the Company. Any unauthorized alteration, forgery or falsification of the content or appearance of this document is unlawful and offenders may be prosecuted to the fullest extent of the law.

Radiated Spurious Emission Measurement Result (above 1GHz)

Operation Mode	GPRS 850 CH High Mode	Test Date	Feb. 17, 2011
Fundamental Frequency	848.8MHz	Test By	Bondi
Temperature	25 °C	Pol	Ver. / Hor.
Humidity	65 %		

Freq. (MHz)	Ant.Pol. H/V	Peak Reading (dBuV)	AV Reading (dBuV)	Factor (dB)	Actual Peak FS (dBuV/m)	Actual AV FS (dBuV/m)	Peak Limit at 3m (dBuV/m)	AV Limit at 3m (dBuV/m)	Margin (dB)
1697.6	V	--	--			--	74.00	54.00	
2546.4	V	--	--			--	74.00	54.00	
3395.2	V	--	--			--	74.00	54.00	
3502.5	V	35.5	--	2.1	37.59	--	74.00	54.00	-16.41
4244.0	V	--	--			--	74.00	54.00	
5092.8	V	--	--			--	74.00	54.00	
1697.6	H	--	--			--	74.00	54.00	
2546.4	H	--	--			--	74.00	54.00	
2546.4	H	--	--			--	74.00	54.00	
2963.0	H	36.5	--	0.3	36.78	--	74.00	54.00	-17.22
3395.2	H	--	--			--	74.00	54.00	
4244.0	H	--	--			--	74.00	54.00	
5092.8	H	--	--			--	74.00	54.00	

Remark:

- (1) Measuring frequencies from 1GHz to the 10th harmonic of highest fundamental frequency °
- (2) Data of measurement within this frequency range shown “ - ” in the table above means the reading of emissions are attenuated more than 20dB below the permissible limits or the field strength is too small to be measured.
- (3) Radiated emissions measured in frequency above 1000MHz were made with an instrument using Peak detector mode and average detector mode of the emission shown in Actual FS column °
- (4) Spectrum Peak Setting : 1GHz- 13GHz, RBW= 1MHz, VBW= 1MHz, Sweep time= 200 ms.
- (5) Spectrum AV Setting : 1GHz- 13GHz, RBW= 1MHz, VBW= 10Hz, Sweep time= 200 ms.

Unless otherwise stated the results shown in this test report refer only to the sample(s) tested and such sample(s) are retained for 90 days only.
除非另有說明，此報告結果僅對測試之樣品負責，同時此樣品僅保留90天。本報告未經本公司書面許可，不可部份複製。

This document is issued by the Company subject to its General Conditions of Service printed overleaf, available on request or accessible at www.sgs.com/terms_and_conditions.htm and, for electronic format documents, subject to Terms and Conditions for Electronic Documents at www.sgs.com/terms_e-document.htm. Attention is drawn to the limitation of liability, indemnification and jurisdiction issues defined therein. Any holder of this document is advised that information contained hereon reflects the Company's findings at the time of its intervention only and within the limits of Client's instructions, if any. The Company's sole responsibility is to its Client and this document does not exonerate parties to a transaction from exercising all their rights and obligations under the transaction documents. This document cannot be reproduced except in full, without prior written approval of the Company. Any unauthorized alteration, forgery or falsification of the content or appearance of this document is unlawful and offenders may be prosecuted to the fullest extent of the law.

Radiated Spurious Emission Measurement Result (above 1GHz)

Operation Mode GPRS 1900 CH Low Mode
Fundamental Frequency 1850.2MHz
Temperature 25 °C
Humidity 65 %

Test Date Feb. 17, 2011
Test By Bondi
Pol Ver. / Hor.

Freq. (MHz)	Ant.Pol. H/V	Peak Reading (dBuV)	AV Reading (dBuV)	Factor (dB)	Actual Peak FS (dBuV/m)	Actual AV FS (dBuV/m)	Peak Limit at 3m (dBuV/m)	AV Limit at 3m (dBuV/m)	Margin (dB)
3145.00	V	36.08	--	0.88	36.96	--	74.00	54.00	-17.04
3700.4	V	--	--			--	74.00	54.00	
5550.6	V	--	--			--	74.00	54.00	
7400.8	V	--	--			--	74.00	54.00	
9251.0	V	--	--			--	74.00	54.00	
11101.2	V	--	--			--	74.00	54.00	
3047.5	H	37.6	--	0.56	38.16	--	74.00	54.00	-15.84
3700.4	H	--	--			--	74.00	54.00	
5550.6	H	--	--			--	74.00	54.00	
7400.8	H	--	--			--	74.00	54.00	
9251.0	H	--	--			--	74.00	54.00	
11101.2	H	--	--			--	74.00	54.00	

Remark:

- (1) Measuring frequencies from 1GHz to the 10th harmonic of highest fundamental frequency °
- (2) Data of measurement within this frequency range shown “ - ” in the table above means the reading of emissions are attenuated more than 20dB below the permissible limits or the field strength is too small to be measured.
- (3) Radiated emissions measured in frequency above 1000MHz were made with an instrument using Peak detector mode and average detector mode of the emission shown in Actual FS column °
- (4) Spectrum Peak Setting : 1GHz- 13GHz, RBW= 1MHz, VBW= 1MHz, Sweep time= 200 ms.
- (5) Spectrum AV Setting : 1GHz- 13GHz, RBW= 1MHz, VBW= 10Hz, Sweep time= 200 ms.

Unless otherwise stated the results shown in this test report refer only to the sample(s) tested and such sample(s) are retained for 90 days only.
除非另有說明，此報告結果僅對測試之樣品負責，同時此樣品僅保留90天。本報告未經本公司書面許可，不可部份複製。

This document is issued by the Company subject to its General Conditions of Service printed overleaf, available on request or accessible at www.sgs.com/terms_and_conditions.htm and, for electronic format documents, subject to Terms and Conditions for Electronic Documents at www.sgs.com/terms_e-document.htm. Attention is drawn to the limitation of liability, indemnification and jurisdiction issues defined therein. Any holder of this document is advised that information contained hereon reflects the Company's findings at the time of its intervention only and within the limits of Client's instructions, if any. The Company's sole responsibility is to its Client and this document does not exonerate parties to a transaction from exercising all their rights and obligations under the transaction documents. This document cannot be reproduced except in full, without prior written approval of the Company. Any unauthorized alteration, forgery or falsification of the content or appearance of this document is unlawful and offenders may be prosecuted to the fullest extent of the law.

Radiated Spurious Emission Measurement Result (above 1GHz)

Operation Mode GPRS 1900 CH Mid Mode
Fundamental Frequency 1880.0MHz
Temperature 25 °C
Humidity 65 %

Test Date Feb. 17, 2011
Test By Bondi
Pol Ver. / Hor.

Freq. (MHz)	Ant.Pol. H/V	Peak Reading (dBuV)	AV Reading (dBuV)	Factor (dB)	Actual Peak FS (dBuV/m)	Actual AV FS (dBuV/m)	Peak Limit at 3m (dBuV/m)	AV Limit at 3m (dBuV/m)	Margin (dB)
2937.0	V	36.4	--	0.24	36.59	--	74.00	54.00	-17.41
3760.0	V	--	--			--	74.00	54.00	
5640.0	V	--	--			--	74.00	54.00	
7520.0	V	--	--			--	74.00	54.00	
9400.0	V	--	--			--	74.00	54.00	
11280.0	V	--	--			--	74.00	54.00	
2820.00	H	36.46	--	-0.02	36.44	--	74.00	54.00	-17.56
3760.0	H	--	--			--	74.00	54.00	
5640.0	H	--	--			--	74.00	54.00	
7520.0	H	--	--			--	74.00	54.00	
9400.0	H	--	--			--	74.00	54.00	
11280.0	H	--	--			--	74.00	54.00	

Remark:

- (1) Measuring frequencies from 1GHz to the 10th harmonic of highest fundamental frequency °
- (2) Data of measurement within this frequency range shown “ - ” in the table above means the reading of emissions are attenuated more than 20dB below the permissible limits or the field strength is too small to be measured.
- (3) Radiated emissions measured in frequency above 1000MHz were made with an instrument using Peak detector mode and average detector mode of the emission shown in Actual FS column °
- (4) Spectrum Peak Setting : 1GHz- 13GHz, RBW= 1MHz, VBW= 1MHz, Sweep time= 200 ms.
- (5) Spectrum AV Setting : 1GHz- 13GHz, RBW= 1MHz, VBW= 10Hz, Sweep time= 200 ms.

Unless otherwise stated the results shown in this test report refer only to the sample(s) tested and such sample(s) are retained for 90 days only.
除非另有說明，此報告結果僅對測試之樣品負責，同時此樣品僅保留90天。本報告未經本公司書面許可，不可部份複製。

This document is issued by the Company subject to its General Conditions of Service printed overleaf, available on request or accessible at www.sgs.com/terms_and_conditions.htm and, for electronic format documents, subject to Terms and Conditions for Electronic Documents at www.sgs.com/terms_e-document.htm. Attention is drawn to the limitation of liability, indemnification and jurisdiction issues defined therein. Any holder of this document is advised that information contained hereon reflects the Company's findings at the time of its intervention only and within the limits of Client's instructions, if any. The Company's sole responsibility is to its Client and this document does not exonerate parties to a transaction from exercising all their rights and obligations under the transaction documents. This document cannot be reproduced except in full, without prior written approval of the Company. Any unauthorized alteration, forgery or falsification of the content or appearance of this document is unlawful and offenders may be prosecuted to the fullest extent of the law.

Radiated Spurious Emission Measurement Result (above 1GHz)

Operation Mode GPRS 1900 CH High Mode
Fundamental Frequency 1909.8MHz
Temperature 25 °C
Humidity 65 %

Test Date Feb. 17, 2011
Test By Bondi
Pol Ver. / Hor.

Freq. (MHz)	Ant.Pol. H/V	Peak Reading (dBuV)	AV Reading (dBuV)	Factor (dB)	Actual Peak FS (dBuV/m)	Actual AV FS (dBuV/m)	Peak Limit at 3m (dBuV/m)	AV Limit at 3m (dBuV/m)	Margin (dB)
3145.0	V	36.5	--	0.88	37.37	--	74.00	54.00	-16.63
3819.6	V	--	--			--	74.00	54.00	
5729.4	V	--	--			--	74.00	54.00	
7639.2	V	--	--			--	74.00	54.00	
9549.0	V	--	--			--	74.00	54.00	
11458.8	V	--	--			--	74.00	54.00	
3028.0	H	36.9	--	0.52	37.37	--	74.00	54.00	-16.63
3819.6	H	--	--			--	74.00	54.00	
5729.4	H	--	--			--	74.00	54.00	
7639.2	H	--	--			--	74.00	54.00	
9549.0	H	--	--			--	74.00	54.00	
11458.8	H	--	--			--	74.00	54.00	

Remark:

- (1) Measuring frequencies from 1GHz to the 10th harmonic of highest fundamental frequency °
- (2) Data of measurement within this frequency range shown “ - ” in the table above means the reading of emissions are attenuated more than 20dB below the permissible limits or the field strength is too small to be measured.
- (3) Radiated emissions measured in frequency above 1000MHz were made with an instrument using Peak detector mode and average detector mode of the emission shown in Actual FS column °
- (4) Spectrum Peak Setting : 1GHz- 13GHz, RBW= 1MHz, VBW= 1MHz, Sweep time= 200 ms.
- (5) Spectrum AV Setting : 1GHz- 13GHz, RBW= 1MHz, VBW= 10Hz, Sweep time= 200 ms.

Unless otherwise stated the results shown in this test report refer only to the sample(s) tested and such sample(s) are retained for 90 days only.
除非另有說明，此報告結果僅對測試之樣品負責，同時此樣品僅保留90天。本報告未經本公司書面許可，不可部份複製。

This document is issued by the Company subject to its General Conditions of Service printed overleaf, available on request or accessible at www.sgs.com/terms_and_conditions.htm and, for electronic format documents, subject to Terms and Conditions for Electronic Documents at www.sgs.com/terms_e-document.htm. Attention is drawn to the limitation of liability, indemnification and jurisdiction issues defined therein. Any holder of this document is advised that information contained hereon reflects the Company's findings at the time of its intervention only and within the limits of Client's instructions, if any. The Company's sole responsibility is to its Client and this document does not exonerate parties to a transaction from exercising all their rights and obligations under the transaction documents. This document cannot be reproduced except in full, without prior written approval of the Company. Any unauthorized alteration, forgery or falsification of the content or appearance of this document is unlawful and offenders may be prosecuted to the fullest extent of the law.