



STOCK : SZ300078

Electronic Shelf Label

LA132S USER MANUAL

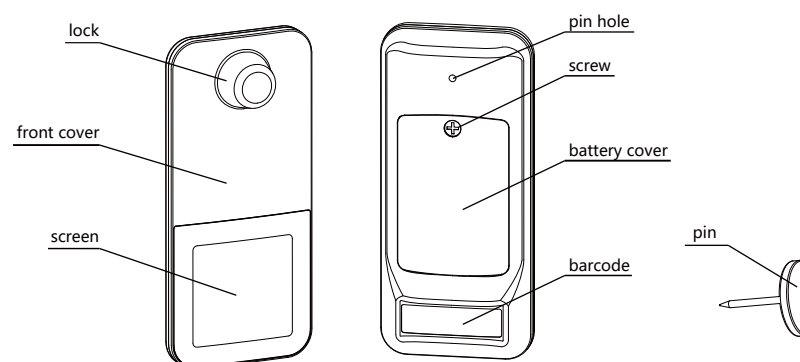
INTRODUCTION

Century alarm product (code LA132S) connects to the product information in shopping mall through wireless network. The latest price information is displayed on the screen in real time.

LA132S adopts Segment E-paper screen with high contrast and good visual effect; Using 2.4GHz wireless communication technology, data transmission speed is fast and accurate; With extremely low power consumption, can last 2 years without battery replacement.

(Note: Under standard display and operating environment)

ABOUT

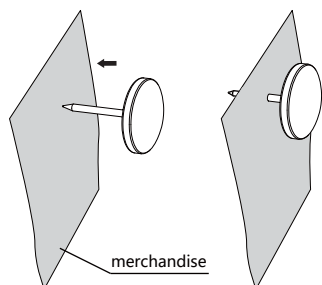


SPECIFICATIONS

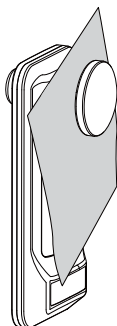
Model	LA132S	Size	75.6X34.3X16.2mm	Screen	Segment E-paper
Battery	CR2032	Storage temp	-20°C~55°C	Display size	24X23.2mm
Life time	2Years	Working temp	0°C~45°C	Display color	Black/white
Weight	21g	2.4g Frequency	2.410 - 2.450GHz	*EAS Frequency	8.2MHz
*RFID Read range	920~925MHz			-	-
-	-			-	-

INSTALLATION & DISMANTELMENT

Installation




- ① Pass the pin through the merchandise.

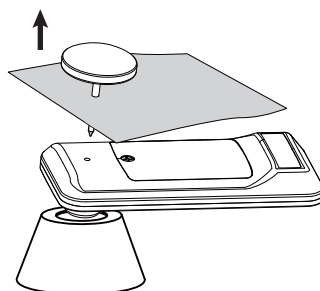


- ② put pin into the tag to complete the installation.

Removal




- ① Aim the lock into the detacher.




- ② Remove pin and merchandise to complete the removal.

USAGE



Normal working condition



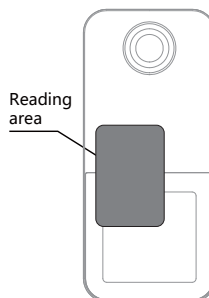
Unbinding status



Super status
(Price exceeds 6 digits)



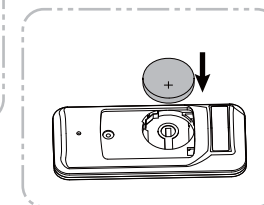
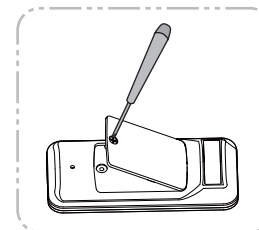
Low voltage state
(text white with black background)



Reading area by Handheld reader
(read range : 0.5~5cm)

BATTERY REPLACEMENT


- 1、Unscrew the battery cover
- 2、Take out the battery cover
- 3、Remove the battery.
- 4、Install new battery.
- 5、Close the battery cover.
- 6、Screw back on the battery cover



OPTIONAL FUNCTION

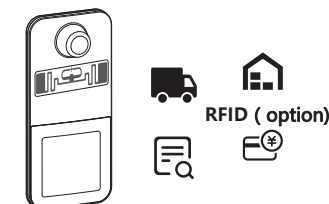
EAS

The product with EAS function will trigger the antenna alarm when passing the antenna.



RFID

The product with RFID function can provide function of logistics tracking, storage management, inventory, code reading and checkout.



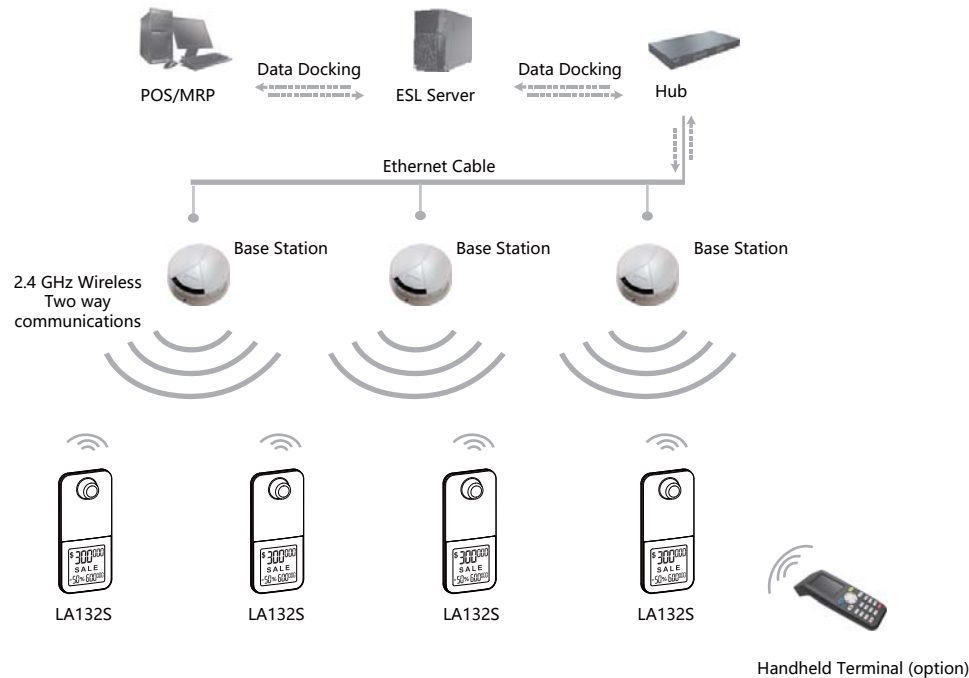
NOTE

1. Keep the product clean and prevent water, dust and corrosive liquid from entering the product.
2. During the installation and use of the product, it shall be more than two meters away between the 8.2m antenna and the access control antenna to prevent signal interference.
3. Avoid external impact such as falling or colliding. Falling over 1 meter height may damage product.
4. When there is dirt and dust on the surface of product, clean it with a dry cloth.
5. Please do not disassemble or modify the product by yourself.
6. The product export to the United States market without the alarm.

PACKING

Tag	Instruction	Certification	Warranty card
160	1	1	1

ESL System operating principle



2.4g modules will be used for the following functions:

1. Change the display price
2. Binding and unbinding
3. Label status feedback

Data update process:

the server sends the data to the base station, and the base station sends the data to the label through the 2.4g transmission module. The handheld terminal can read the information of the tag.

This product export to the United States without the handheld Terminal.

FCC Statement

Any Changes or modifications not expressly approved by the party responsible for compliance could void the user's authority to operate the equipment.

This device complies with part 15 of the FCC Rules. Operation is subject to the following two conditions: (1) This device may not cause harmful interference, and

(2) This device must accept any interference received, including interference that may cause undesired operation.