

Annex B



This test report annex is electronically signed and valid without handwritten signature. For verification of the electronic signatures, the public keys can be requested at the testing laboratory.

Test report annex authorized:

Andreas Luckenbill
Lab Manager
Radio Communications & EMC

Internal photos of the EUT

Photo 1: battery compartment



Photo 2: all components chrome variant




Photo 3: screws released, metal peace removed



Photo 4: metal cover and button holder (left side) removed, EN version



Photo 5: button holder, EN version



Photo 6: buttons removed, EN version



Photo 7: metal peace removed, FCC/IC version



Photo 8: button holder removed, FCC/IC version



Photo 9: buttons removed, FCC/IC version



Photo 10: internal PCB, EN and FCC/IC version, chrome variant



Photo 11: internal PCB, EN and FCC/IC version, chrome variant




Photo 12: internal PCB, EN and FCC/IC version, chrome variant



Photo 13: internal PCB, EN and FCC/IC version, chrome variant



Photo 14: internal PCB, EN and FCC/IC version, chrome variant




Photo 15: antenna, EN and FCC/IC version, chrome variant




Photo 16: battery compartment



Photo 17: battery removed



Photo 18: screws released, metal peace removed



Photo 19: EN version



Photo 20: button holder, EN version



Photo 21: buttons removed, EN version



Photo 22: metal peace removed, FCC/IC version



Photo 23: button holder removed, FCC/IC version



Photo 24: buttons removed, FCC/IC version



Photo 25: internal PCB, EN and FCC/IC version, black variant



Photo 26: internal PCB, EN and FCC/IC version, black variant




Photo 27: internal PCB, EN and FCC/IC version, black variant



Photo 28: internal PCB, EN and FCC/IC version, black variant





Photo 29: antenna, EN and FCC/IC version, black variant



Document history

Version	Applied changes	Date of release
	Initial release	2018-02-19