

## Annex D

1-9420/19-03-01\_AnnexD

[Setup photos of the Equipment Under Test](#)

---

This addendum is electronically signed and valid without handwritten signature.  
For verification of the electronic signatures, the public keys can be requested at the testing laboratory.

Document authorized:

---

---

**Michael Dorongovski**  
Lab Manager  
Radio Communications

## Photos



Photo 1: EUT at the anechoic chamber, test setup valid for all three antennas




Photo 2: EUT at the anechoic chamber, test setup valid for all three antennas



Photo 3: EUT at the anechoic chamber, test setup valid for all three antennas



Photo 4: EUT at the anechoic chamber, test setup valid for all three antennas



Photo 5: EUT at the anechoic chamber, test setup valid for all three antennas



Photo 6: EUT at the anechoic chamber, test setup valid for all three antennas





Photo 7: EUT at the anechoic chamber, test setup valid for all three antennas




Photo 8: Configuration equipment for test mode




Photo 9: EUT at the semi-anechoic chamber, test setup valid for all three antennas




Photo 10: EUT at the semi-anechoic chamber, test setup valid for all three antennas




Photo 11: EUT at the semi-anechoic chamber, test setup valid for all three antennas

## Document history

Version	Applied changes	Date of release
	initial release	2021-04-30
- END OF DOCUMENT -		