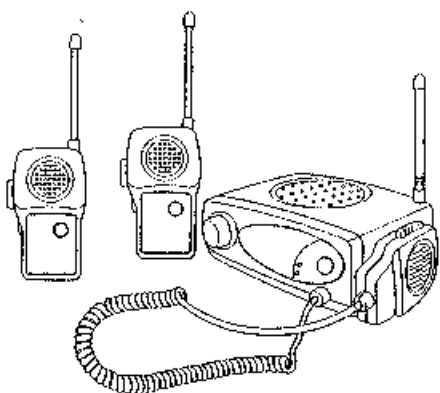


# ALARON®

## BASE STATION COMMAND CENTER



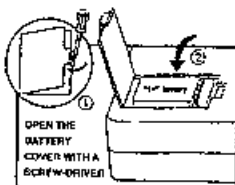
**Model: RY-1353**

## OWNER'S MANUAL

ANOTHER QUALITY PRODUCT BY ALARON

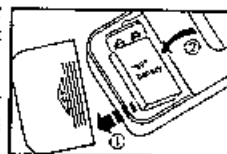
### OPERATION

1. INSTALL 3, 9 VOLT BATTERIES. EACH UNIT REQUIRES ONE BATTERY.
2. ADJUST THE "ON/OFF/VOLUME CONTROL" TO THE DESIRED LISTENING LEVEL FOR EACH UNIT.



BASE STATION

3. TRANSMIT FROM THE BASE STATION OR EITHER HAND HELD UNIT BY PRESSING THE "PUSH TO TALK" SWITCH. SPEAK INTO THE MICROPHONE OR HEADSET IN A NORMAL VOICE.
4. RELEASE THE "PUSH TO TALK" SWITCH FOR RECEIVING.
5. SEND MORSE CODE SIGNALS BY PRESSING "PUSH TO TALK" WHILE MOMENTARILY PRESSING AND RELEASING THE "CODE KEY".
6. PRACTICE MORSE CODE WITHOUT TRANSMITTING, BY PRESSING JUST THE "CODE KEY".
7. FEEDBACK (SQUEALING NOISE) MAY OCCUR WHEN UNITS ARE TOO CLOSE TOGETHER.
8. ALWAYS RETURN THE "ON/OFF" SWITCH TO THE "OFF" POSITION WHEN NOT IN USE. (ALL 3 UNITS)
9. CHANGE BATTERIES WHEN SOUND BECOMES WEAK.



HAND HELD UNITS

**WARNING:** THE MANUFACTURER IS NOT RESPONSIBLE FOR ANY RADIO OR TV INTERFERENCE CAUSED BY UNAUTHORIZED MODIFICATIONS TO THIS EQUIPMENT. SUCH MODIFICATIONS COULD VOID THE USER'S AUTHORITY TO OPERATE THE EQUIPMENT.

## ALARON® LIMITED WARRANTY

This product is guaranteed for one (1) year against manufacturing defects in material and workmanship. During this period, repairs or replacement required as a result of such defects will be made free of charge.

If service is required, pack product securely with adequate protection against damage during transportation and mail it prepaid to: ALARON INC., 1006 Ross Road, Auburn Hills, MI 48326. Please enclose your sales slip showing the date of purchase to prove that your warranty period has not expired. Also enclose a letter concerning the nature of the difficulty together with \$5.00 covering handling and return transportation. Repairs are covered by our warranty with no deduction of a restocking charge.

This warranty does not cover accessories. Neither does it cover broken cabinets or any damages caused by misuse or negligent handling.

This guarantee excludes any claims for indirect or consequential damages due to defects in the product. This guarantee is in lieu of any other warranty, either expressed or implied. Any and all warranties of merchantability and fitness for a particular purpose are hereby disclaimed and excluded by Alaron Inc. In no event shall Alaron Inc. be liable to you or any other person for damages or consequential damages arising from but not limited to the following: The use or mishandling of this product, incompatibilities of this product with any other product, breach by Alaron Inc. of the limited warranty, or any other reason.

Some states do not allow limitations on how long an implied warranty lasts, so the limitations may not apply to you. Some states do not allow the exclusion or limitation of incidental or consequential damages, so the limitations above on the exclusions may not apply to you. This warranty gives you specific legal rights, and you may also have other rights which may vary from state to state.

ALARON INC.  
Auburn Hills, MI 48326  
MADE IN CHINA

**Warning:** Changes or modifications to this unit not expressly approved by the party responsible for compliance could void the user's authority to operate the equipment.

TO : ITS

FROM : WINATION - SUGAR TONG

ATTN : MS. CARMEN CHU - EXT 8507

DATE : 10-8-2000

**ALARON  
MODEL : RY-1353****USER MANUAL**

NOTE . This equipment has been tested and found to comply with the limits for a Class B digital device, pursuant to Part 15 of the FCC Rules. These limits are designed to provide reasonable protection against harmful interference in a residential installation. This equipment generates, uses and can radiate radio frequency energy and, if not installed and used in accordance with the instructions, may cause harmful interference to radio communications

However, there is no guarantee that interference will not occur in a particular installation. If this equipment does cause harmful interference to radio or television reception, which can be determined by turning the equipment off and on, the user is encouraged to try to correct the interference by one or more of the following measures:

- Reorient or relocate the receiving antenna.
- Increase the separation between the equipment and receiver.
- Connect the equipment into an outlet on a circuit different from that to which the receiver is needed.
- Consult the dealer or an experienced radio/tv technician for help.