

FIGURE D-2. WORST-CASE MICROWAVE RADIATED EMISSIONS TEST SETUP
(Continued)





FIGURE D-2. WORST-CASE MICROWAVE RADIATED EMISSIONS TEST SETUP



RE-3 is the Same Configuration and Test Setup as RE-2

FIGURE D-1. WORST-CASE ELECTRIC-FIELD RADIATED EMISSIONS TEST SETUP
(Continued)




FIGURE D-1. WORST-CASE ELECTRIC-FIELD RADIATED EMISSIONS TEST SETUP
(Continued)





FIGURE D-1. WORST-CASE ELECTRIC-FIELD RADIATED EMISSIONS TEST SETUP