









11.6 EUT SETUP PHOTOS

| | |
|---|--|
| Cheek device with right head phantom. | Tilt device with right head phantom |
|  |  |
| <u>EUT Setup Configuration 1</u> | <u>EUT Setup Configuration 2</u> |
| Cheek device with left head phantom. | Tilt device with left head phantom |
|  |  |
| <u>UT Setup Configuration 3</u> | <u>EUT Setup Configuration 4</u> |
| Up in body position | Down in body position |
|  |  |
| <u>EUT Setup Configuration 5</u> | <u>EUT Setup Configuration 6</u> |